

Escambia BOCC Update

16 July 2020

John J. Lanza, MD, PhD, MPH, FAAP, FHPS

Director and Health Officer

Florida Department of Health in Escambia County



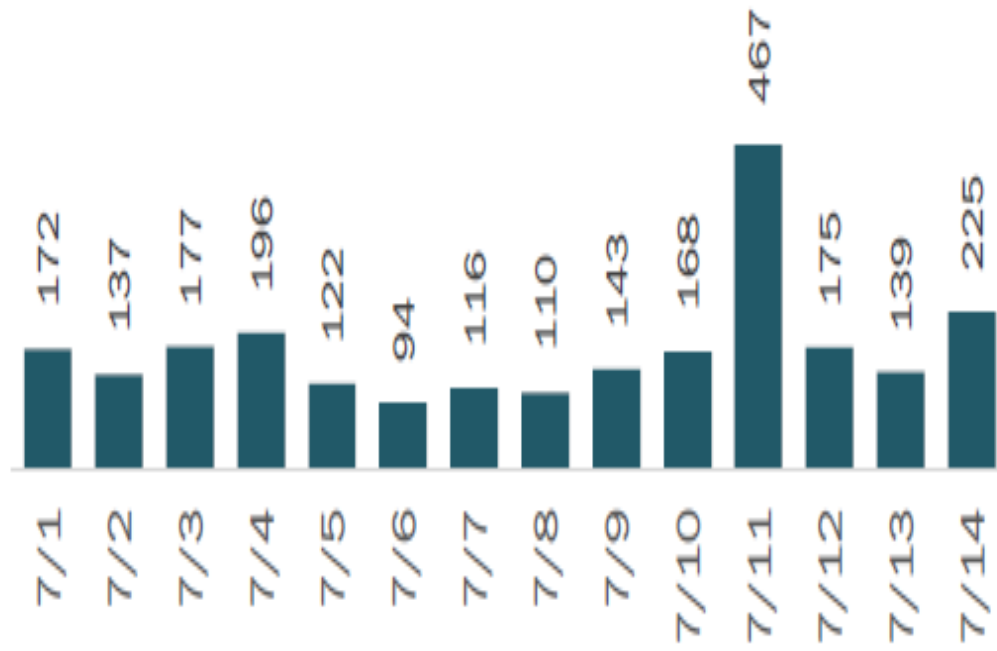
July 15, 2020

Total cases	4,744
Florida residents	4,136
Non-Florida residents	608
Gender for Florida residents	
Men	1,863
Women	2,225
Unknown	1
Age for Florida residents	
Range	0 - 105
Median age	36

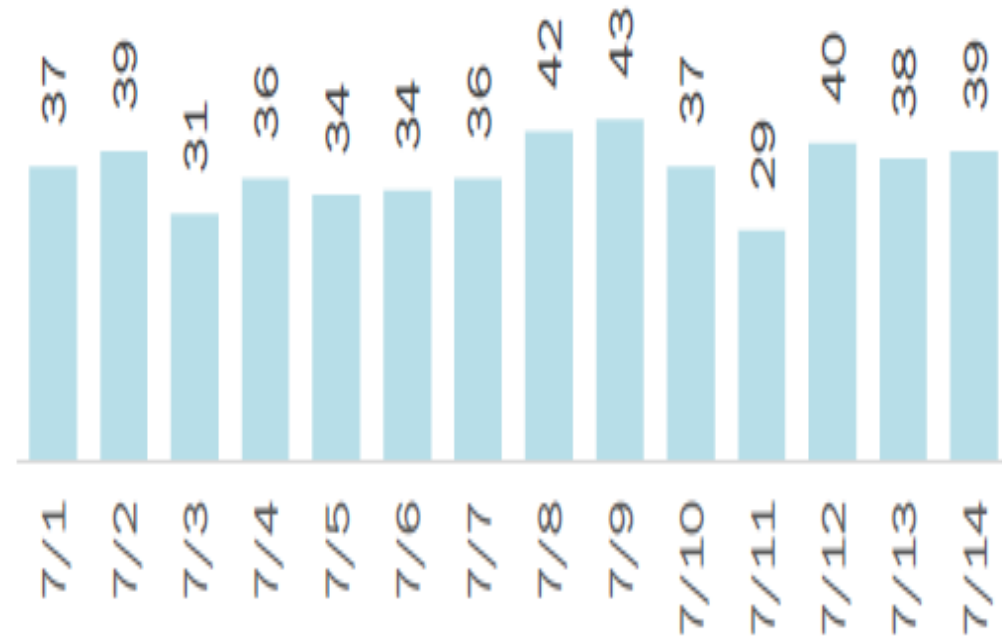
July 15, 2020

Cases in Florida residents by date case confirmed

Cases



Median age



July 15, 2020

Race, ethnicity	Cases		Hospitalizations		Deaths	
White	1,745	42%	94	43%	38	69%
Hispanic	70	2%	3	1%	0	0%
Non-Hispanic	1,503	36%	88	40%	34	62%
Unknown ethnicity	172	4%	3	1%	4	7%
Black	1,075	26%	110	50%	13	24%
Hispanic	3	0%	1	0%	0	0%
Non-Hispanic	988	24%	107	49%	11	20%
Unknown ethnicity	84	2%	2	1%	2	4%
Other	141	3%	10	5%	2	4%
Hispanic	40	1%	0	0%	0	0%
Non-Hispanic	80	2%	10	5%	2	4%
Unknown ethnicity	21	1%	0	0%	0	0%
Unknown race	1,175	28%	6	3%	2	4%
Hispanic	18	0%	1	0%	0	0%
Non-Hispanic	35	1%	1	0%	0	0%
Unknown ethnicity	1,122	27%	4	2%	2	4%
Total	4,136		220		55	

July 15, 2020

Outcomes for Florida residents

Escambia

Hospitalizations	220	(5% of all cases)
Deaths	55	(1% of all cases)
New deaths	1	

Statewide

Hospitalizations	19,290	(6% of all cases)
Deaths	4,516	(2% of all cases)
New deaths	107	

New deaths are those identified since last report.

July 15, 2020

Cases in facility staff/residents

Escambia

Long-term care	424	(10% of all cases)
Correctional	30	(1% of all cases)

Statewide

Long-term care	17,853	(6% of all cases)
Correctional	5,275	(2% of all cases)

July 15, 2020

Age group	All cases		New cases (7/14)		Hospitalizations		Deaths	
0-4 years	45	1%	3	1%	2	1%	0	0%
5-14 years	123	3%	13	6%	0	0%	0	0%
15-24 years	907	22%	49	22%	10	5%	0	0%
25-34 years	857	21%	31	14%	12	5%	0	0%
35-44 years	579	14%	31	14%	20	9%	2	4%
45-54 years	487	12%	35	16%	27	12%	2	4%
55-64 years	470	11%	20	9%	52	24%	1	2%
65-74 years	284	7%	19	8%	35	16%	7	13%
75-84 years	234	6%	17	8%	44	20%	19	35%
85+ years	150	4%	7	3%	18	8%	24	44%
Unknown	0	0%	0	0%	0	0%	0	0%
Total	4,136		225		220		55	

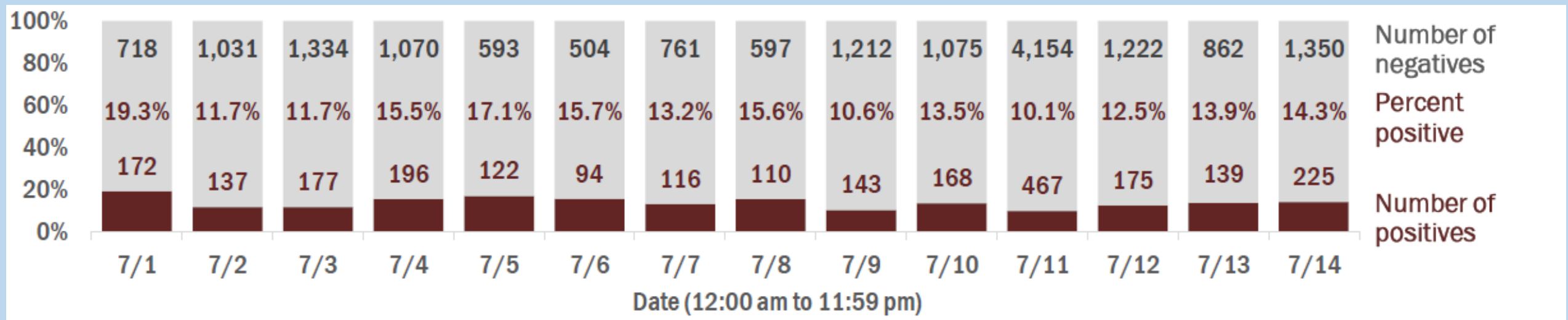
Hospitalization counts include anyone who was hospitalized at some point during their illness. It does not reflect the number of people currently hospitalized.

Other race includes any person with a race of American Indian/Alaskan native, Asian, native Hawaiian/Pacific Islander, or other.

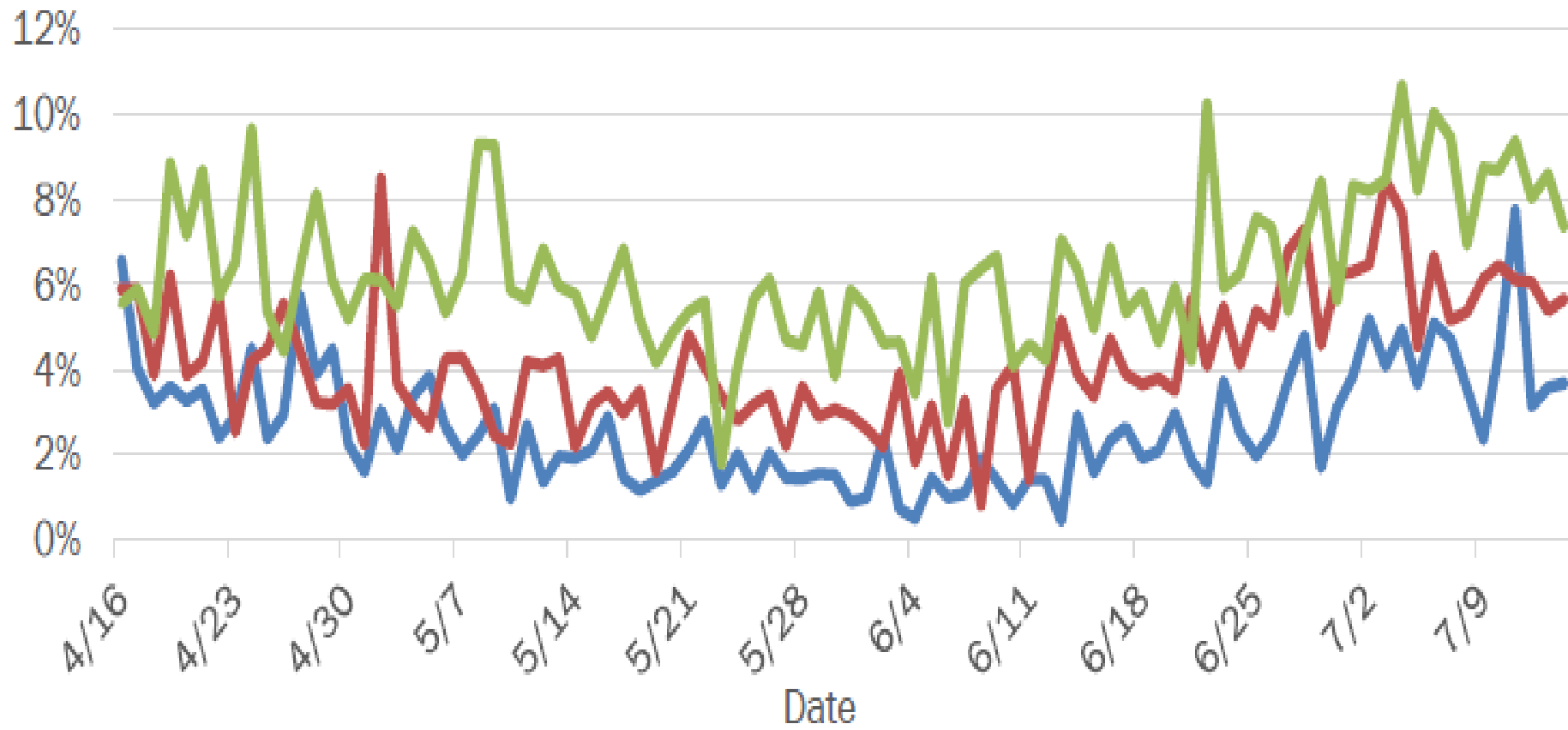
County	Awaiting testing	Inconclusive	Negative	Positive	Percent positive	Total tested
--------	------------------	--------------	----------	----------	------------------	--------------

Escambia (071520)	20	17	43,426	4,745	10%	48,188
-------------------	----	----	--------	-------	-----	--------

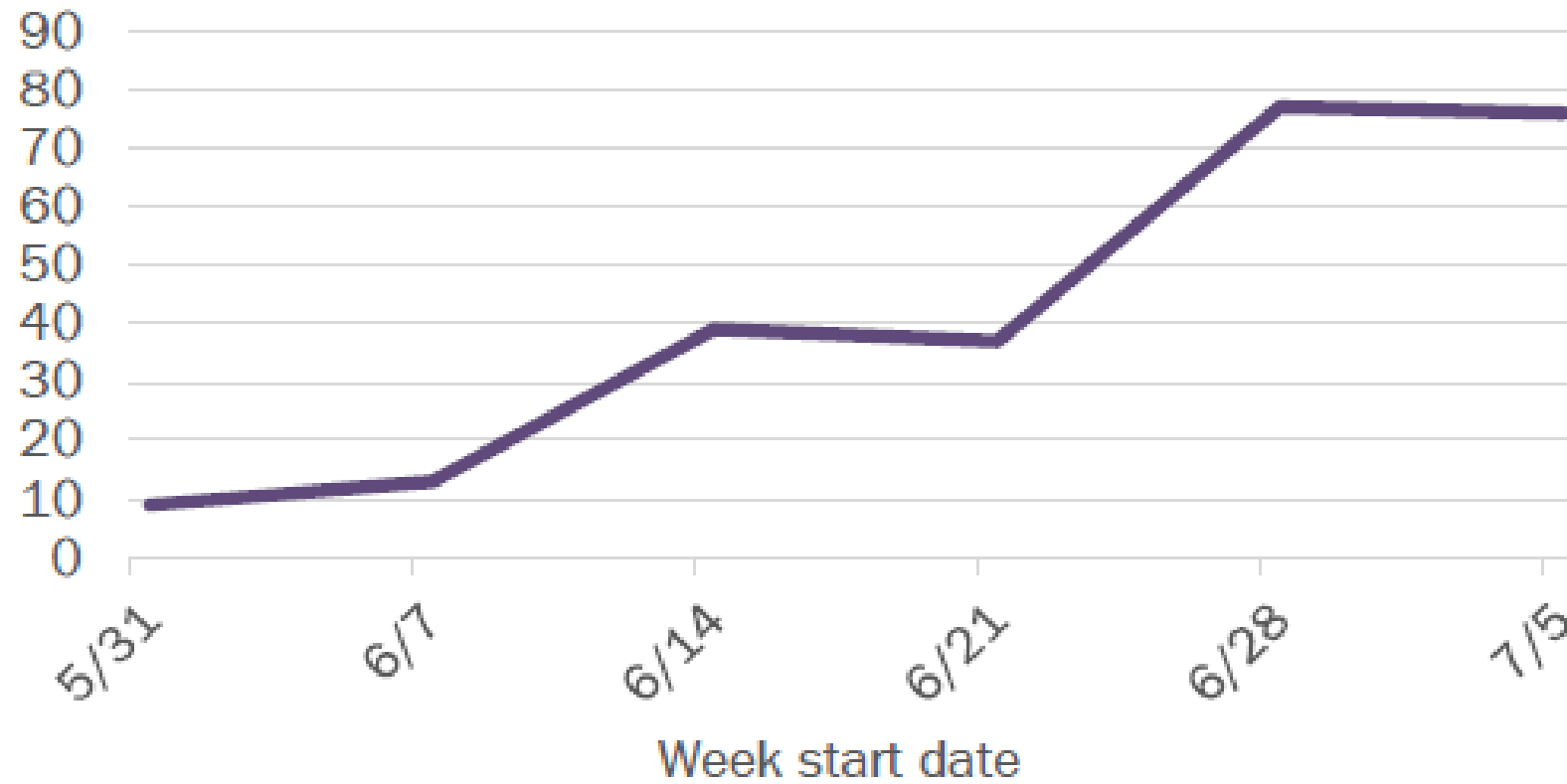
Number and percent of positive labs



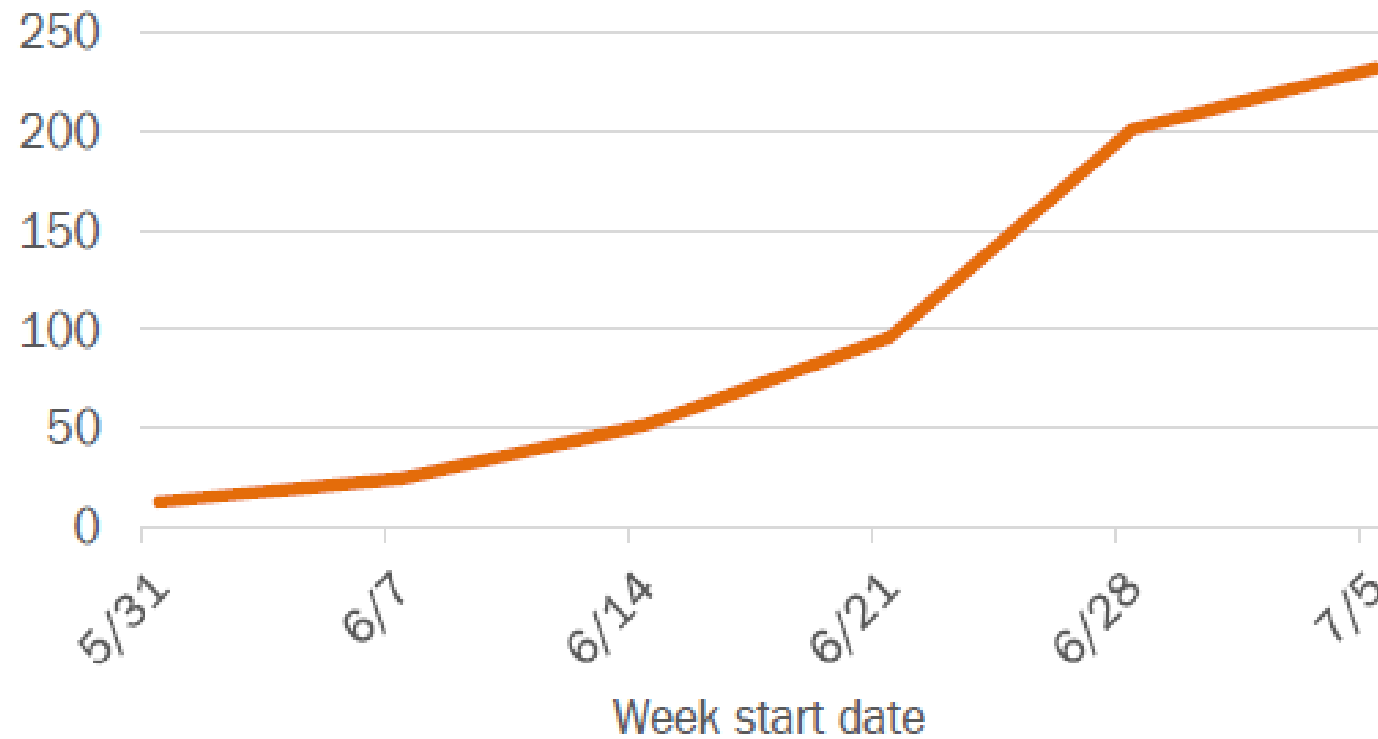
Daily percent of ED visits mentioning
cough, fever, or shortness of breath



Weekly count of ED and FSED visits for influenza-like illness



Weekly count of ED and FSED visits for
COVID-like illness



Considerations for Wearing Cloth Face Coverings



- CDC recommends that people wear cloth face coverings in public settings when around people outside of their household, especially when other [social distancing](#) measures are difficult to maintain.
- Cloth face coverings may help prevent people who have COVID-19 from spreading the virus to others.
- Cloth face coverings are most likely to reduce the spread of COVID-19 when they are widely used by people in public settings.
- Cloth face coverings should NOT be worn by children under the age of 2 or anyone who has trouble breathing, is unconscious, incapacitated, or otherwise unable to remove the mask without assistance.

Florida SSG Dr. Scott Rivkees

02 July 2020

- **Wearing Face Coverings**

--All individuals in Florida should wear face coverings in any setting where social distancing is not possible except:

- Child under two**
- Individual with medical conditions**
- Individual obtaining services**
- Certain professions**
- Individual is engaged in outdoor work or recreation with social distancing**