



ORAL SUCTION



Escambia County, Florida - ALS/BLS Medical Protocol

Obstruction of the airway (secondary to secretions, blood, or any other substance) in a patient who cannot maintain or keep the airway clear.)

Procedure:


- a. Ensure the suction unit is operable and rigid suction tip is in place.
- b. Preoxygenate the patient.
- c. Explain the procedure to the patient if they are coherent.
- d. Examine the oropharynx and remove any potential foreign bodies or material that may possibly occlude the airway during the procedure.
- e. Remove any oxygenation devices.
- f. Insert the distal end of the suction catheter into the back of the mouth with suction applied (you should still be able to visualize the end of the suction catheter.)
- g. Occlude the port of the suction catheter and in a sweeping motion slowly remove any vomitus, blood, or other secretions. (No longer than 15 sec)
- h. The patient may assist with this procedure if they are conscious.
- i. Clear suction catheter with water.
- j. Reattach ventilation device and oxygenate patient.
- k. Record the time and results on the PCR.



Approved: 10/01/2011
Version: 3.1

Page 1 of 3

Approved by:


Charles Neal, D.O. Medical Director



ORAL SUCTION



Escambia County, Florida - ALS/BLS Medical Protocol




Disposable use phlegm-
Sucker tube



Approved: 10/01/2011
Version: 3.1

Page 2 of 3

Approved by:


Charles Neal, D.O. Medical Director



ORAL SUCTION




Escambia County, Florida - ALS/BLS Medical Protocol



Approved: 10/01/2011
Version: 3.1

Page 3 of 3

Approved by:


Charles Neal, D.O. Medical Director