



# CANA KIT (WMD-DIAZEPAM)



## Escambia County, Florida - ALS/BLS Medical Protocol

---

Convulsant Antidote for Nerve Agent (CANA): The CANA consists of a single auto injector containing 10 mg of diazepam. Used to control convulsions and prevent brain and cardiac damage following severe exposure to nerve agents (and similar toxins). Often used in conjunction with NAPP and MARK I Kit. CANA is PDA approved.

The CANA Kit is specifically designed for use on the battlefield by both medical and non-medical personnel. As a result of its durability, simplicity, and similarity to other civilian medical auto-injectors (I.E. The EPI-PEN) the CANA KIT are being deployed into civilian medical arenas as well. The CANA KIT is particularly useful during "dirty" or "hot zone" medical care because no IV is needed.

The CANA kit may be available to EMS Personnel and other responders through EMS, civil defense authorities, FEMA sponsored groups, the military, or other agencies in a time of crisis or in response to increased terrorism threat assessments.

## INDICATIONS

CANA is safe and effective for use as an adjunct to control convulsions following severe exposure to nerve agents.

The use of the CANA Kit is especially desirable in hazardous environments, as they can be given through clothes and NBC Suits.

## Dose

### Adults:

Administer a single CANA kit IM as needed.

### Children:


Administer a single CANA kit IM as needed to children over 50 pounds.



Approved: 10/01/2011  
Version: 3.1

Page 1 of 3

Approved by:

  
Charles Neal, D.O. Medical Director



# CANA KIT (WMD-DIAZEPAM)



## Escambia County, Florida - ALS/BLS Medical Protocol

---

### Infant:

The adult sized CANA injector should never be given to infants

## PROCEDURE

### Who May Use the CANA Kit?

EMS personnel may self administer ("Self Aid") the CANA Kit if exposure to a nerve agent, organophosphate, or similar toxin is suspected.

A responders CANA kit may be administered by another responder if the first responder is unable to do so himself ("Buddy Aid").

**Regardless, a responder should never use his/her own CANA kit on a patient.**

CANA KIT should only be administered to non-responders (patients) by a Paramedic or other appropriately trained responder.

### Administration of auto-injectors

The CANA is a single injector; the procedure is essentially the same as for an individual MARK I Injector.

To use the auto-injector:


1. Remove CANA kit from protective pouch.
2. Pull off gray safety cap.
3. Place Black end on mid outer thigh.
4. Push hard until injector functions.



Approved: 10/01/2011  
Version: 3.1

Page 2 of 3

Approved by:

  
Charles Neal, D.O. Medical Director



# CANA KIT (WMD-DIAZEPAM)



## Escambia County, Florida - ALS/BLS Medical Protocol

---

5. Withdraw after 10 seconds,

According to CFR 1910.1030 (d)(2)(vii) through 1910.1030 (d)(2)(vii)(B), contaminated sharps can be bent if the employer can demonstrate that no alternative is feasible or that such action is required by a specific medical or dental procedure. The CANA kit will be used primarily in areas outside of hospitals, clinical or research laboratories. It is prudent and a required procedure (i.e., using a one-handed technique) to bend the needle from the CANA kit to permanently blunt the exposed sharp until they can be disposed of properly.

### OTHER CONCERNS

The CANA Kit should be protected from temperatures below 32 degrees F. It may be necessary to carry next to body to keep warm.

CANA must be passed hand-to-hand or placed in secure storage; accountability necessary.

May hold CABA administration for Diazepam being administered by other routes.


**Use of the CANA Kit is not a substitute for decontamination and use of proper protective gear.**



Approved: 10/01/2011  
Version: 3.1

Page 3 of 3

Approved by:

  
Charles Neal, D.O. Medical Director