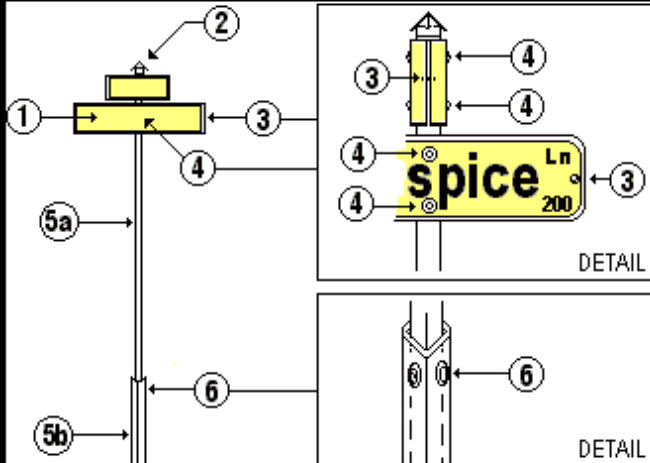


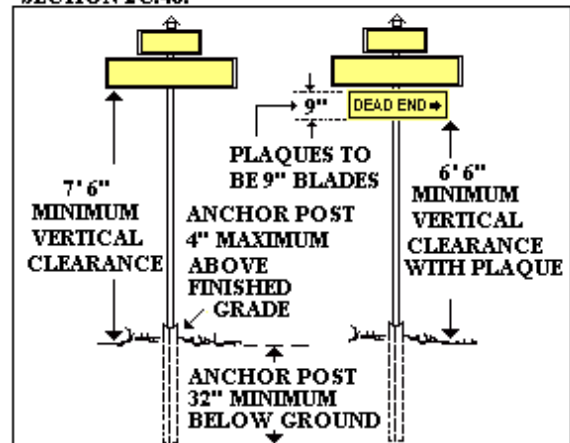
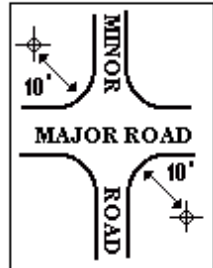
## STANDARD DETAILS FOR INSTALLATION AND LOCATION OF STREET NAME SIGNS



### REQUIRED ITEMS FOR STREET NAME SIGN INSTALLATION

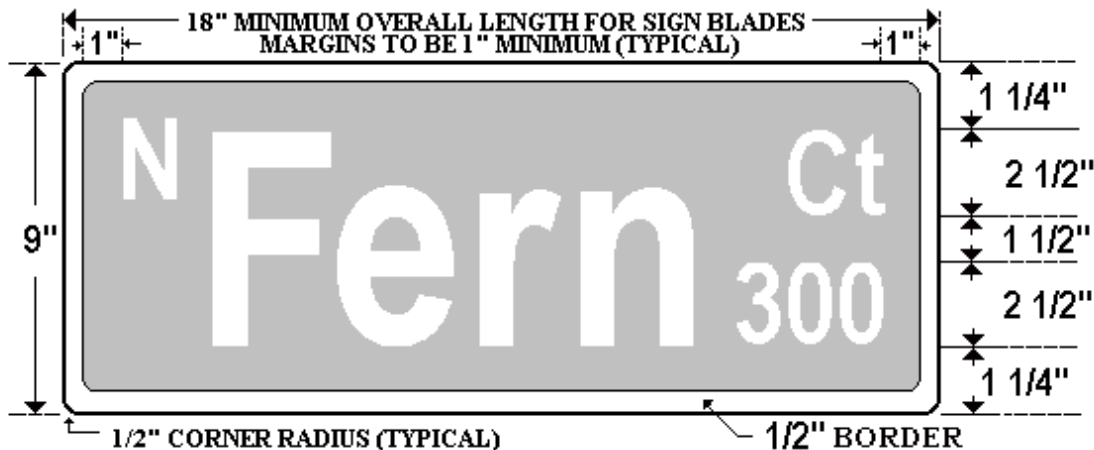
- 1 SIGN BLADE - .080" ALODIZED ALUMINUM CORNERS ROUNDED (1/2" RADIUS) FREE OF SHARP EDGES
- 2 ALUMINUM PYRAMID RAINCAP (ARC 175 OR EQUIVALENT)
- 3 3/16"X3/8" BLIND RIVETS (ENDS OF SIGN BLADES WILL BE RIVETED TOGETHER) (4 REQUIRED PER INSTALLATION)
- 4 3/8" STEEL DRIVE RIVETS ("SOUTHCO" 3878 OR EQUIVALENT) (8 REQUIRED PER INSTALLATION)
- 5 TELSPAR SIGN POST SYSTEM (GALVANIZED) OR EQUIVALENT (COMPRISED OF PARTS 5a AND 5b)
- 5a) 1 3/4" X 1 3/4" X 10' - 14 GAUGE TELESOPING TOP POST
- 5b) 2" X 2" X 36" - 12 GAUGE SQUARE FIT ANCHOR POST
- 6 5/16" X 2 1/4" CORNER BOLT

- INSTALL STREET NAME SIGNS ON CORNERS OF INTERSECTION SO THAT THEY WILL BE ON THE FAR RIGHT SIDE OF THE INTERSECTION FOR TRAFFIC ON THE MAJOR STREET IN ACCORDANCE WITH M.U.T.C.D. SECTION 2D.38
- INSTALL STREET NAME SIGN POST AT MID RADIUS, 10' OFF EDGE OF ROAD.
- "DEAD END" (W14-1P) OR "NO OUTLET" (W14-2P) PLAQUES MAY BE CO-MOUNTED TO STREET NAME SIGNS BENEATH STREET NAME SIGN BLADES IN ACCORDANCE WITH M.U.T.C.D. SECTION 2C.46.



### STANDARD DETAILS FOR STREET NAME SIGN BLADE LAYOUT

- F.D.O.T. TYPE III-A REFLECTIVE SHEETING TO BE USED ON ALL STREET NAME SIGN BLADES.
- STREET NAME SIGN BLADES TO HAVE WHITE LEGENDS, 1/2" WHITE BORDERS AND GREEN BACKGROUND.
- PRIMARY LETTERING TO SERIES B, 6" UPPER CASE AND 4 1/2" LOWER CASE.
- PREFIX AND SUFFIX LETTERING TO BE SERIES C, 2 1/2" UPPER CASE AND 1 3/4" LOWER CASE.



## ESCAMBIA COUNTY STANDARD DETAILS FOR STREET NAME SIGNS

OFFICE OF TRANSPORTATION & TRAFFIC OPERATIONS

3363 WEST PARK PLACE, PENSACOLA FL 32505

BY: Alan Thedford, Engineering Technician III Revised 9-03 \* NOT TO SCALE \*