

# Fiscal Year 2020 – 2021 Adopted Budget





GOVERNMENT FINANCE OFFICERS ASSOCIATION

*Distinguished  
Budget Presentation  
Award*

PRESENTED TO

**Escambia County**

**Florida**

For the Fiscal Year Beginning

**October 1, 2019**

*Christopher P. Morill*

Executive Director

# TABLE OF CONTENTS

## General Budget Information

|  |    |
|--|----|
| Budget Message .....                             | 1  |
| Citizen's Guide to the Adopted Budget.....       | 11 |
| Overview and Guide to the Budget .....           | 18 |
| Map of Escambia County.....                      | 19 |
| Map of Escambia County Commission Districts..... | 20 |
| Information About Escambia County .....          | 21 |
| Comparison Tables.....                           | 25 |
| Budget Philosophy and Process .....              | 28 |
| Financial Policies.....                          | 30 |

## Summary Schedules

|                                     |    |
|-------------------------------------|----|
| Budget Summary .....                | 36 |
| Major Revenue Sources .....         | 39 |
| Fund Balances.....                  | 47 |
| Revenue by Source .....             | 48 |
| Detail of Interfund Transfers ..... | 49 |
| Expenditures by Function.....       | 52 |
| General Fund Budget .....           | 53 |
| Position Summary .....              | 54 |

## Adopted Budget..... 55

|                           |    |
|---------------------------|----|
| Revenue Funding .....     | 56 |
| Number of Positions ..... | 57 |

## Board of County Commissioners..... 58

|   |    |
|---|----|
| Board of County Commissioners Organizational Chart..... | 59 |
| Fund Names and Numbers by Department.....               | 60 |
| BCC and Non-Departmental Programs.....                  | 61 |

## County Attorney..... 83

## County Administrator..... 91

# TABLE OF CONTENTS

|  |     |
|--|-----|
| Animal Services Department.....                | 103 |
| Building Services Department.....              | 115 |
| Corrections Department.....                    | 132 |
| Development Services Department.....           | 155 |
| Engineering Department.....                    | 168 |
| Extension Services & 4-H .....                 | 182 |
| Facilities Management Department .....         | 190 |
| Human Resources .....                          | 204 |
| Information Technology .....                   | 231 |
| Library Services Department.....               | 242 |
| Management and Budget Department.....          | 252 |
| Mass Transit Department .....                  | 262 |
| Natural Resources Management Department.....   | 276 |
| Neighborhood & Human Services Department ..... | 315 |
| Parks & Recreation Department .....            | 342 |
| Public Safety Department.....                  | 355 |
| Public Works Department.....                   | 380 |
| Purchasing Department.....                     | 398 |
| Waste Services Department.....                 | 403 |

|  |     |
|--|-----|
| Local Option Sales Tax (L. O. S. T.) ..... | 421 |
|--|-----|

## Elected Officials

|   |     |
|---|-----|
| Sheriff.....                                    | 440 |
| Property Appraiser.....                         | 445 |
| Tax Collector .....                             | 447 |
| Supervisor of Elections.....                    | 449 |
| Clerk of the Circuit Court and Comptroller..... | 451 |
| Merit System Protection Board .....             | 454 |

## Judicial Services

|                           |     |
|---------------------------|-----|
| State Attorney.....       | 456 |
| Public Defender .....     | 462 |
| Medical Examiner .....    | 468 |
| Judicial Services.....    | 470 |
| Court Administration..... | 476 |



# TABLE OF CONTENTS

## Proprietary Fund Activities

|  |     |
|--|-----|
| Proprietary Funds .....                      | 490 |
| Operations and Working Capital Summary ..... | 491 |

## Bonds and Construction

|  |     |
|--|-----|
| Description of County Debt .....                 | 496 |
| Debt Service and Bond Redemption .....           | 497 |
| Purpose of the Capital Improvement Program ..... | 503 |
| Adopted Capital Improvement Program .....        | 505 |

## Appendix

|  |     |
|--|-----|
| Glossary of Terms and Acronyms .....           | 515 |
| Fund Structure and Government Accounting ..... | 525 |
| Allocations to Outside Agencies .....          | 530 |
| Grants to be Received .....                    | 532 |

October 22, 2020

Board of County Commissioners  
County of Escambia  
221 Palafox Place  
Pensacola, Florida 32502

Re: Fiscal Year 20/21 Adopted Budget

Honorable Members:

I am presenting the Fiscal Year 20/21 Adopted Budget in accordance with my responsibility, as outlined in Florida Statutes Chapter 129.03(3).

### **VISION AND MISSION STATEMENT, POLICIES AND GOALS**

**Vision Statement:** Escambia County - Exceeding expectations and leading the way through excellence in service and quality of life.

**Mission Statement:** To provide efficient, responsive services that enhance the quality of life, meet common needs, and promote a safe and healthy community.

**Current and Future Initiatives:** The Adopted Budget was developed around the framework set by the county's strategic planning initiative. The primary themes of the strategic initiative are to Improve Customer Service, Restore Public Trust & Confidence, Economic Development, Maintenance of Infrastructure, and Fiscal Responsibility.

#### **Improve Customer Service:**

We continuously try to be more functional, effective, and efficient, as well as a responsible steward of tax payer dollars. This past year, we made significant technological improvements to continue uninterrupted customer service during COVID-19. In the coming year we pledge to focus on providing high-quality customer service to the citizens of our county at the lowest possible cost.

#### **Long - Term Goal: Adopt Process Improvement Methodology to assess our Public Service**

Process improvement is key. We will strive to review, promote and adopt process improvements in all that we do. Our goal is, if problems arise in the processes themselves, we will undertake a thorough review of the process to determine ways to change and improve them; that is our goal. By utilizing a centralized system called, PowerDMS, the county's policies, processes and training will be easier to find and cross reference in one location for employees. The county remains committed to process improvement and performance excellence.

County management and employees strive for customer service and quality. For FY20/21 all county vehicles are equipped with vehicle tracking systems to monitor their whereabouts in real-time. Communication efforts will continue to emphasize the fraud-waste-abuse hotline to maintain

accountability with the community and employees. The Office of Compliance and Ethics was created in FY 19/20 and will have a full year to support fraud investigations, employee reviews and policy process analysis and implementation. These initiatives allow continuous tracking and reporting, which will increase transparency and process efficiencies, as well as provide a way for employees and citizens to be more involved in their government. These transparency initiatives are a part of our plan to improve our service levels to exceed expectations.

The county continues use of the Public Works work order system and is working to fully integrate it with the AskMyEscambia citizen information website via MyGovernmentOnline(MGO). The system is a centralized medium for work orders, phone, smart phone and internet requests. MGO has the capability to track the status of requests creating greater efficiencies. "AskMyEscambia" citizen website is another avenue for citizen requests for information and public records. The "Ask Myescambia" website app was replaced during FY19/20 with a more user-friendly product. The records management system and the continuation of the modified alpha-numeric mnemonic filing system is used to standardize our filing processes in accordance with Florida Law. It is our goal to generate as many electronic records as possible and to make them available to our citizens. Other efficiency gains include electronic payroll, electronic payables and electronic change order submissions to the Clerk's Office. We are working toward a better solution for employee time keeping and financial system integration as well as a solution partnering with the county Clerk's Office for Board agenda and meeting minute efficiencies through CivicClerk. We strive to find ways to incorporate services between other county government agencies to reduce costs and increase functionality.

### **Restore Public Trust & Confidence:**

It is the never-ending goal and the challenge of Escambia County to change the common perception of government red tape and bureaucracy. To that end, the county continues to improve the ethics policy, conduct annual ethics and workplace harassment training, citizen information access, and education of the public and media on our county processes. The Office of Compliance and Ethics (OCE), is responsible for promoting integrity, accountability and efficiency with the goal of enhancing the public trust in government. The OCE conducts assessments, conflict mitigation, policy creation and provides guidance on issues of ethical concerns.

County Mission: To provide efficient, responsive services that enhance the quality of life, meet common needs and promote a safe and healthy community.

The county has twenty (20) Departments for Fiscal Year 20/21 that provide access and assistance to the public. There was a reorganization of Board Departments during FY19/20 that realigned the county structure to include two Deputy Administrators. The executive leadership oversees two distinct branches of Escambia County government: Community and Administrative departments and Infrastructure and Public Safety departments. While each county department has specific goals and measurements which are necessary, the county's mission is uniform and central to all we do.

### **Long-Term Goal: Enhance the relationship between Escambia County government, its citizens and the media through positive public and media relations**

The office of Community and Media Relations (CMR) is responsible for proactively coordinating county communications and releasing accurate and timely information to Escambia County residents, the media and board of county commissioners' employees. CMR assists with heightening awareness of the county's mission, programs, policies, initiatives and services in order to foster good relationships with citizens and media partners. Acting as a full-service communication office for county departments, services include:

- Developing educational and outreach campaigns for county departments in order to better inform residents of county services

- Answering questions for residents about county services
- Writing, designing and distributing the county's informational products including press releases, mailers, reports, guides, fact sheets, newsletters and service brochures
- Coordinating the streaming, closed captioning, and broadcast of county commission meetings
- Providing photo, video and social media coverage of county events and commissioner activities, including town hall meetings, parks and recreation events, neighborhood outreach and more
- Scripting and producing original programming for ECTV
- Website content and design management
- Overseeing the county's social media accounts
- Day-to-day and crisis media relations, including 24/7 availability to the media
- Organizing and assisting with special events
- Working in the field during emergencies
- Improving internal communication for training and process enhancement.

The county's website is [www.myescambia.com](http://www.myescambia.com). During Fiscal Year 2019 "MyGovernmentOnline" was implemented; allowing questions and service requests on a variety of subjects for the public to obtain quick responses from the county. The county continues to have a strong social media presence on multiple platforms to help answer questions quickly. We continue to respond and address any deficiencies in an ongoing capacity.

### **Improve Economic Development:**

The county has promoted activities and programs designed to improve the quality of life in Escambia County. By implementing the goals and objectives contained in the Escambia County Comprehensive Plan, we are building a sustainable, livable community. Specific activities and programs, related to future land use planning, transportation planning, affordable housing, infrastructure monitoring, coastal management, conservation, recreation, improving intergovernmental and community relations, capital improvement monitoring, community redevelopment and economic development are highlighted in the 2018 Comprehensive Plan Implementation Annual Report.

### **Long-Term Goal: Promote Activities and Programs that Improve the Quality of Life and Build a Sustainable, Livable Community**

In an effort to keep pace with growth and changes in the law, the county continues the process of reviewing its land development code (LDC) with the intent of eliminating inconsistencies and streamlining multiple processes. This, in turn, is intended to make the development review process more efficient while boosting the standards demanded by the local community and the State of Florida. Changes to Florida Statutes have returned much of the Comprehensive Planning Process to local government. Changes made to the county's LDC are done by local ordinance moving forward.

The centrally located One-Stop Facility located on Fairfield Drive handles all the various county permitting and zoning issues under one roof, providing a greater level of convenience and service to the citizens of Escambia County. At the current pace of construction, permitting for commercial projects where a development order is necessary is approximately 30 days. Residential projects needing land use approval take six days or less.

The Pensacola Bay Center located in downtown Pensacola adjacent to the I-110 Interchange has approximately 10,000 seats for concerts and other forms of entertainment including the Pensacola Ice Flyers hockey team and the 2021-2025 Sun Belt Basketball Conference. The county has been in discussion with local private partners regarding the possible development of a sports field house that would showcase all the major and local sporting events for the community; there has been no final decision on the project.

The West Florida Public Libraries (WFPL) operates seven full service locations. Additionally,



WFPL provides books, Wi-Fi access, and computer labs at Escambia County Community Centers. Our libraries continue to be recognized by the Urban Libraries Council for our Young Leaders Library Card Challenge, being the first public library in Florida to provide library cards to all K-12 public school students (over 50,000 and climbing). WFPL's family programming events are now the 5<sup>th</sup> largest attendance draw of public libraries in the state of Florida. The WFPL System is consolidated under county governance with oversight from the Library Board of Governance (BOG) and maintains a dedicated funding source with a millage of .3590 levied countywide that generates approximately \$7 million in funding.

The county has increased services and emphasized the importance of social programs in our communities specifically targeting youth after school using local teachers, dance classes, via sports in community centers such as Brownsville, Ebonwood/Oakcrest, and Wedgewood. Our centers have internet service, some have computer labs. The Summer camp program is an all-day program while students are out of school, serving 280 participants for FY18/19; the program needed to cap participants at 66 total for FY19/20 due to COVID-19 guidelines. Another success is the Summer employment program with 95 participants aged 16-24, where the county employed youth part time in county departments learning job skills, time management, job readiness, resume writing, and interviewing skills.

**Long-Term Goal: Foster Economic Growth and Development**

One of the primary focuses of the Board of County Commissioners during the budget process is to continue the enhancement of neighborhood services throughout the county. For FY19/20 there were four recently created areas designated as (Tax Increment Financing) TIF District(s). These are located in the Ensley, Oakfield, Atwood and Cantonment expansion areas. The Board provided direction to maintain the TIF increment at 75% and will generate roughly \$3 million in funding within the TIF Districts. Escambia County has a total of 22 TIF Districts for budgeting purposes. The TIF Districts fund a variety of Community Redevelopment Areas (CRA) and projects in the county. These funds are used to pay for infrastructure improvements in these districts, neighborhood programs, safety initiatives, streetlighting, and are intended to alleviate the blight felt in these communities as well as increasing property values in the affected areas.

Escambia's recovery from prior hurricane damage led to newer and more up-to-date hotel/motel facilities being built. Construction of additional facilities continue in the downtown and surrounding areas. These activities contribute to a current revenue stream of \$10 million annually in bed tax collections. The county also undertook various bond defeasance and bond refinancing that were partially funded with the "bed tax"; this action made available recurring funds of \$1.1 million for tourism related activities in previous fiscal years. Bonds paid for by the bed tax have been satisfied for Fiscal Year 19/20, and the \$1.3 million former bond payment has been set aside as an additional reserve at this time. The county is working with the Federal Government and State of Florida for project and grant funds associated with the Restore Act, Natural Resource Damage Assessment (NRDA), and the National Fish and Wildlife Federation (NFWF) relative to the coastal counties affected by the oil disaster. There is a total of \$162 million in direct and indirect benefit potential to Escambia County as projects are submitted and approved for these funds. For FY20/21 the county maintains its relationship with Visit Pensacola to conduct consolidated marketing and tourism efforts for the greater Pensacola Area. In 2019, the economic impact of tourism was nearly \$930 million with more than 2.9 million visitors to the county. These activities enhance the county's ability to protect and expand tourism and to compete with areas such as Destin, Florida, and Gulf Shores, Alabama as well as aid in local job creation. Increased tourism activities increase local option sales and gas tax revenues which benefit the county with non-county citizens paying a substantial portion of these taxes.

Central Commerce Park was developed using a combination of county funds and state and federal grants. There are 26 lots in the development, the county owns five of the remaining lots with one available for development. In Fiscal Year 2019 the county did not sell any commercial lots in the various Commerce Parks. Escambia County has partnered with the Pensacola-Escambia

Development Commission (PEDC) to move forward with land sales in the Technical Park located in the downtown area next to the Pensacola Bay Center. The park was partially funded with Local Option Sales Tax (LOST) funding. These transactions contribute to the county government coffers in the form of land sale proceeds and property taxes, and spur economic development by luring new businesses to the area.

The county worked with the United States Navy on a land-swap deal for the design of an additional commerce park to grow the local economy. The OLFx Navy property, located in the Beulah Area off 9-mile road is geographically close to Navy Federal Credit Union, and is a prime location for economic growth because of its proximity to Interstate 10. A new development is currently in the master planning stages and expected to be approved by the Board during Fiscal Year 2020. An additional property called OLF8 was purchased in Santa Rosa County as part of the land exchange so the Navy would still have available property for their future use and associated training activities.

On Oct. 4, 2007, and May 5, 2009, the county adopted Economic Development Incentive Ordinances. The first of their kind in Escambia County, they provide rebates/grants of local taxes/funding to companies in targeted industries that create a minimum of 10 new jobs in the county with an average salary greater than \$31,500. Economic incentive funding granted to Navy Federal Credit Union assists with facility expansions generating over 7,400 jobs at an average annual salary of \$54,000. An 8<sup>th</sup> facility expansion is anticipated in 2021. Additional businesses have participated in Economic Development Ad Valorem Tax Exemption (EDATE) incentives including Ascend Performance Materials Operations, BEAR Marcus Pointe LLC, Daily Convo LLC and Leonard Street LLC. These initiatives are part of our unprecedented initiatives to stimulate and grow the local economy.

#### **Maintain Infrastructure:**

It is of vital importance that the county maintains its infrastructure such as roads, bridges and stormwater holding ponds. Well maintained infrastructure adds to public safety initiatives and helps to leverage the dedicated funding source, the Local Option Sales Tax (LOST) approved by voter referendum for this purpose. As part of these initiatives County Code Enforcement is more involved in making sure our neighborhoods are clean and meet county codes.

#### **Long-Term Goal: Capital Improvement Elements & Projects**

During November of 2014, the citizens of Escambia County voted, for the fourth time, to extend the one-cent Local Option Sales Tax (LOST) for infrastructure; these funds are included in the Fiscal Year 20/21 Budget. The county has invested more than \$474 million in the county's infrastructure with the current and fourth allocation of LOST, and \$951 million expended at its conclusion. The proceeds of this tax have made large investments in the construction of new libraries including a new "main" branch, road reconstruction and dirt road paving, drainage improvements and vehicle replacements for EMS, the Fire Department and the Sheriff's Office. Approximately \$50.4 million of LOST IV will be used towards the construction of the new Escambia County Jail Facility. Of this amount, non-residents will pay one-third of the tax reducing the amount paid by the citizens of Escambia county. The total cost for the new Jail Facility is estimated at approximately \$130-133 million.

The all-electronic toll system on the Bob Sikes bridge to Pensacola Beach went live March 20, earlier than anticipated, to provide social distancing measures for toll booth workers. The toll remains \$1, and motorists can use either SunPass®, another interoperable transponder or be billed utilizing the TOLL-BY-PLATE system. TOLL-BY-PLATE customers will be charged a \$1 toll, plus a monthly \$2.50 administrative fee and will receive bills by mail. Cash may be used at SunPass kiosks to replenish and pay TOLL-BY-PLATE invoices.

The county has dramatically increased neighborhood environmental enforcement activities. Environmental Enforcement has assisted in concentrated enforcement sweeps in target neighborhoods such as Myrtle Grove, Cottage Hill, Rolling Hills, Mayfair-Oakcrest, Montclair, Avondale, Wedgewood, Brentwood, Englewood, Davenport, Ensley and Cantonment. The Brownsville, Englewood, Palafox and Warrington Community Redevelopment Areas were also targeted. In addition to the environmental enforcement sweeps, the county also instituted neighborhood cleanups. Since 2016, more than 2,342 tons (4,684,000 pounds) of debris has been collected and disposed of through the Community Redevelopment Agency's neighborhood cleanups. These initiatives are intended to provide concentrated services in areas that need the most attention.

### **Fiscal Accountability:**

It is our goal to provide the most efficient and effective budget strategies to the citizens of Escambia County. The millage rate has been consistent for thirteen years, since fiscal year 2009, and the county will continue to capitalize on alternative revenue sources.

### **Long-Term Goal: Promote Fiscal Responsibility & Cost Effectiveness**

Florida Amendment One forced reductions in local government millage rates and caps on ad-valorem growth. As a result, in FY 08/09 the Escambia County BCC reduced the millage rate from 8.017 to 6.9755 mills for a thirteen percent reduction in ad-valorem tax revenue of \$25,462,201. The following millage rates have been levied at the same rate for the thirteenth consecutive year in the FY20/21 Budget: the county-wide millage at 6.6165, the Library MSTU at .3590, and .6850 for the Sheriff's MSTU. County leadership continues to seek cost savings in operations in order to support increasing demands on the government. In FY 20/21 the county has eliminated 7 positions by creating efficiencies in various departments to assist in funding the addition of 41 new positions which includes 29 positions to support the new jail and 7 positions to support the new Bellview Library.

Future Budgets will continue to be scrutinized and reviewed in all areas for efficiencies and services that can be combined to provide a savings to Escambia citizens. Since 2006, the county has had sustained growth in property valuation to maintain levels of service resulting in \$7 - \$9 million annually in additional revenue. Even with this growth there are challenges to fund law enforcement, targeted increases in services, and competitive wages.

In the FY 19/20 Adopted Budget, the Board set aside an additional \$500,000 over the prior fiscal year in reserves to cover future budgetary challenges and directed staff to set aside portions of the ad valorem tax increases in future fiscal years to address issues with replacement of capital equipment. The prudent financial strategy has been to build a County General Fund Reserve of at least 10%, and our General Fund reserve is now at 13.3% of the fund budget.

## **OVERVIEW OF COUNTY GOVERNMENT**

**Growth and Service Requirements:** Most of the growth in the county in the last 10 years has been in the unincorporated area of the county. Escambia County has a current population estimated at more than 318,000 citizens, which means county government provides services to the largest "city" in the county, with an urban population of more than 263,000. Urban services provided by the Board include parks and recreation, public works, growth management, engineering, code enforcement, social and veteran's services, fire protection services and a host of internal services such as information resources and facilities management. In addition, the Board provides emergency operations, emergency medical services, building inspections, environmental protection programs, mass transit, the Bay (Civic) Center and solid waste disposal facilities.

The Board is also responsible for funding a wide array of county-wide services that are provided by other Constitutional Officers such as the Clerk of the Circuit Court, Tax Collector,

Property Appraiser, Supervisor of Elections, Sheriff's Law Enforcement, Jail Facilities and certain court functions.

## OVERVIEW OF ADOPTED BUDGET

The Government Finance Officers' Association of the U.S. and Canada presented, for the 24<sup>th</sup> year, an award for the Distinguished Budget Presentation to Escambia County for its Fiscal Year 2019/2020 Annual Budget. The county earned the Certificate of Achievement for Excellence in Financial Reporting for the 37<sup>th</sup> time for the Comprehensive Annual Financial Report.

**Balanced Budget:** State law requires that the Board adopt a balanced budget, meaning projected expenses must be funded by available revenue sources. The Fiscal Year 20/21 Budget was balanced at the prior fiscal year's levies; 6.6165 county-wide millage rate, .3590 Library MSTU millage rate, and .6850 for the Law Enforcement MSTU. The county maintains its commitment to responsible levels of taxation.

Santa Rosa Island (SRI), a gulf-front community within the county, is comprised of governmental properties and privately held leasehold properties. The term on these land leases is ninety-nine (99) years with automatic options to renew. In October of 2004 the improvements on the leasehold properties were placed on the tax roll for the first time, the ensuing residential lawsuit was won in the county's favor and held to be taxable by the trial court allowing the taxation of improvements on Pensacola Beach. The Property Appraiser placed the land associated with the leasehold properties on the tax roll; generating an estimated \$3.5 million in additional recurring property tax revenue, also resulting in litigation. During Fiscal Year 13/14 the cases involving improvements on Pensacola Beach were resolved in the county's Favor. During Fiscal Year 15/16 certain cases involving land taxes associated with condominiums were not ruled in the county's favor by the Florida Supreme Court; however other land taxes are anticipated to remain on the tax roll. To date, the county has refunded a total of \$10.4 Million to certain condominium beach property owners based on a reduction in taxable values of properties involved in this litigation.

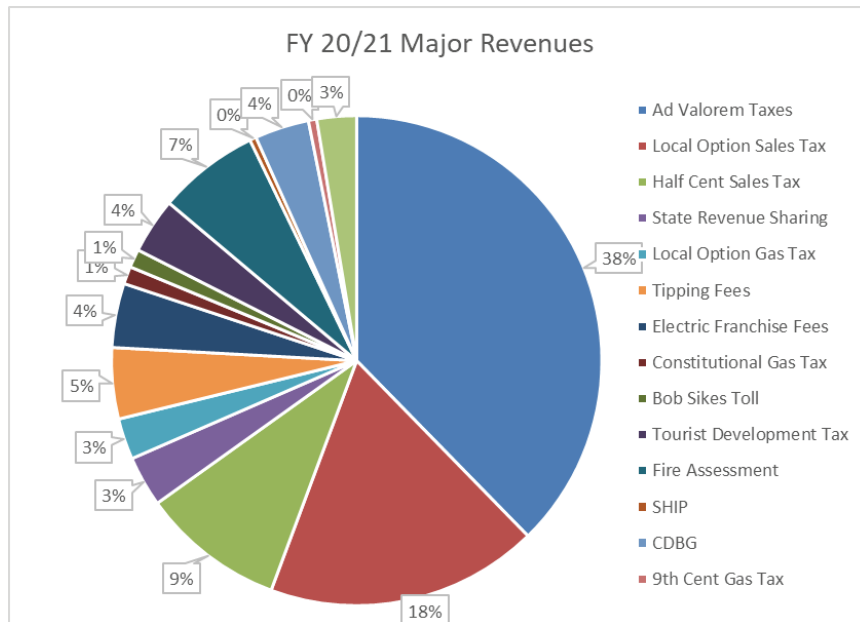
**Future Operating Impact:** While there is continued pressure from a variety of sources on county governmental revenue streams, some of these pressures have been mitigated by funding various functions in other legally allowable sources instead of the General Fund. There is no change in the Library MSTU levy for FY20/21, which fully funds the County Library System, Library Facilities, and Library Information Technology needs with no need for tax increases. The county-wide millage rate was reduced as an offset to fund the Library MSTU.

The county is finalizing construction of a 1,476 bed Jail with LOST, FEMA and Bond proceeds. The opening of the new facility will reduce operating costs roughly \$4 million in the short term by re-housing Escambia inmates currently housed in Walton County due to lack of space.

**Major Revenues:** The Office of Management and Budget(OMB) prepares analytical financial reports for the Board. The Half Cent Sales Tax, Tourist Development Tax, Local Option Sales Tax(LOST), and Bob Sikes Toll Bridge revenues are pledged to fund debt service on outstanding bond and other debt issues detailed in the Bonds and Construction portion of this document. The Ninth Cent Gas Tax is dedicated to enhancing transportation functions. The Local Option Gas Tax, Seventh Cent Gas Tax and the balance of the Constitutional Gas Tax are used to fund the operations, maintenance and capital equipment needs of the Road Department and the Engineering Department.

Revenues and the balance of the available Sales Tax Revenue are used to support General Fund operations. Below is a summary of the major revenues estimated in the Adopted Budget as compared with the Fiscal Year 2019/20 Adopted Budget:





## OVERVIEW OF GENERAL FUND

**Constitutional Officers, Court Programs and Court Related Funding Issues:** Constitutional Officers, Courts and State required appropriations are vying for \$83,690,064 (35%) of the \$238,558,065 General Fund Budget. The following is a summary of the Constitutional Officers and other mandated expenses in the General Fund:

The Property Appraiser's Adopted General Fund Budget is \$6,517,507, which is an increase of 3.5% from the previous year due to a 3% pay increase for employees and operating expense increases. The Property Appraiser is funded primarily by the General Fund and a reimbursement from Northwest Florida Water Management for work performed.

The General Fund's portion of the Tax Collector's Adopted Budget is estimated at \$5,183,069, which is an increase of 6.1% from the previous year. This amount is based on a formula of the prior year's collection of taxes for all taxing jurisdictions, including the School Board and municipalities, and is set by Florida Statute.

The Sheriff's General Fund Adopted Budget is \$65,739,867; increased from the prior year's funding of \$62,900,049 for the Law Enforcement and Court Security Functions. The County Jail and associated funding is in the Detention and Inmate Medical Budgets under the BCC. The Sheriff receives a portion of the Local Option Sales Tax every year for capital purchases. This fiscal year the Sheriff will receive an allocation of \$4,888,167 which will be used to purchase law enforcement vehicles and equipment.

The Supervisor of Election's Budget is \$2,653,101, which represents a decrease of 5.5% from FY19/20. Last year the increase was due to an increase in operating expenditures in preparation for the Fall 2020 Elections, a 3% employee increase, and funding for poll workers for Fiscal Year 2019/20.

The Clerk of the Circuit Court's General Fund Budget increased 13.5% to a total of \$3,596,520 to support increased increase repair and maintenance expenses, general salaries and technology upgrades. After July 1, 2004, most of the expenses of the Clerk's budget related to court functions are funded from court filing fees and are no longer the responsibility of the Board of County Commissioners. The portions of the Clerk's budget that remain the Board's responsibility deal with the functions as Clerk to the Board and Finance.

**Community Partners:** The Appendix Section of this document details all of the allocations to community partners for Fiscal Year 20/21. The General Fund Budget includes a total of \$1,470,814 for outside agencies. The Tourist Development Tax will also contribute \$6,427,307 for community partners performing tourism related activities such as the Naval Aviation Museum and the Pensacola Sports Association.

**Property Tax Revenues:** For Fiscal Year 20/21, the Property Appraiser certified the County taxable value resulting in an estimated additional \$8.6 million (7%) in ad valorem tax revenues. A General Fund reserve of 11.1% has been established for Fiscal Year 20/21 in a \$9.2 million reserve and a \$17.5 million contingency reserves.

## **ADOPTED IMPROVEMENTS**

**Control Expenditures** - The county will continue to review the economy and efficiency of all programs and those presented to the Board. Costs will be controlled utilizing several approaches that have been effective in prior years. For example, the purchase of heavy equipment will be based on life-cycle costing to include the annual maintenance cost of a vehicle. When the annual maintenance cost approaches the annual depreciable cost of a vehicle, the vehicle is replaced. The county will use one-time revenues to pay off recurring debt service payments or one-time expenditures for specific types of equipment.

**Develop and Maintain Infrastructure** - The county recognizes the importance of infrastructure and its long-term maintenance. Maintenance of existing infrastructure consisting of transportation systems, county buildings, drainage and parks are high priorities. In addition to maintenance, construction of future infrastructure must accommodate growth in population and is detailed in the county's Capital Improvement Program. Construction and maintenance are substantial costs and are funded through different methods. Maintenance of facilities and other infrastructure are paid with general revenues and, therefore, may impact future ad valorem millage rates.

In Fiscal Year 2001/2002 the county embarked on the fulfillment of a multi-year plan to increase the amount of office space available for county functions. The county refinanced outstanding debt and borrowed additional funds to build an office campus in downtown Pensacola. This project comprised two new building facilities as well as a parking garage. These buildings house the Supervisor of Elections, the Property Appraiser, the Clerk of the Circuit Court-Board functions, County Administration, County Commissioners and staff as well as several BCC departments. These buildings were completed in October 2007. Additional funds were used to construct the One-Stop building on Fairfield Drive housing all of the County's permitting/development agencies under one roof. The One-Stop building was completed in September 2010. In June of 2014, Escambia County experienced an unprecedented flood event, with an estimated 24 inches of rain in a 24-hour period with substantial damage to infrastructure and equipment the largest of which was the destruction of the County Jail. The construction of the new County Jail, opening in Spring 2021, is located on the McDonald Property located in same general area as the older facility and is no longer in the flood prone area. Funding options for the new County Jail Facility include LOST, FEMA, and bond proceeds to build the 1,476-bed replacement facility and associated office space.

**Maintain a Cohesive Service Driven Organizational Structure** - The importance of a service-driven organization will be emphasized and continually examined so that changes can be made to continue operating in an effective and efficient manner. Employee incentives, an effective administrative code, and enhanced employee training and education programs will allow the accomplishment of the Board's Policies and Goals.

**Identify Alternative Revenue Sources** - The entire organization is now mobilized to aggressively pursue, under Board and administrative direction, strategies capitalizing on and maximizing the use of all available revenue sources, particularly in identifying and implementing alternative funding sources including grants. In all cases where user fees can and should cover the cost of the services provided, they will be used. In addition, it will be necessary to perpetually monitor

funds that are not totally self-supporting so that the subsidies do not get out of control and reduce the net effect on ad valorem proceeds.


## **IN CLOSING**

This is a complex budget. Addressing county needs with expanding responsibilities and services where funds are limited is difficult. However, county government will be responsive and respectful to our citizenry. The Adopted Budget is Administration's best effort to complete this process in a timely and legal manner, while laying out a plan for restoring the integrity of the organization and achieving the essential objectives of providing effective and efficient services at the lowest possible cost.

This Adopted Budget has been a group effort, and I would like to thank the staff for their tireless efforts. Special thanks to the Office of Management and Budget, the Board Departments and the Elected Officials. Truly, their long hours and dedicated performance make this budget presentation possible.

I appreciate the opportunity to serve as the Escambia County Administrator and want to again pledge to continue the successful progress that has been made over the last year. As one of the most important aspects of that pledge, and as indicated above, my staff and I stand ready to work with you in implementing the Fiscal Year 20/21 Budget.

Sincerely,

A handwritten signature in cursive script that reads "Janice P. Gilley".

Janice P. Gilley  
Escambia County Administrator



# Citizen's Guide to the Adopted Fiscal Year 2021 Budget

## TOP 10 THINGS TO KNOW

- 1 Escambia County Governance
- 2 Our Goals
- 3 Total Budget History
- 4 Where Do Your Property Taxes Go?
- 5 Millage Rate
- 6 Major Revenues
- 7 Adopted Total Budget
- 8 Capital Improvement Program Projects by Department
- 9 Constitutional Officers' Budgets
- 10 Adopted Budgetary Cost Summary

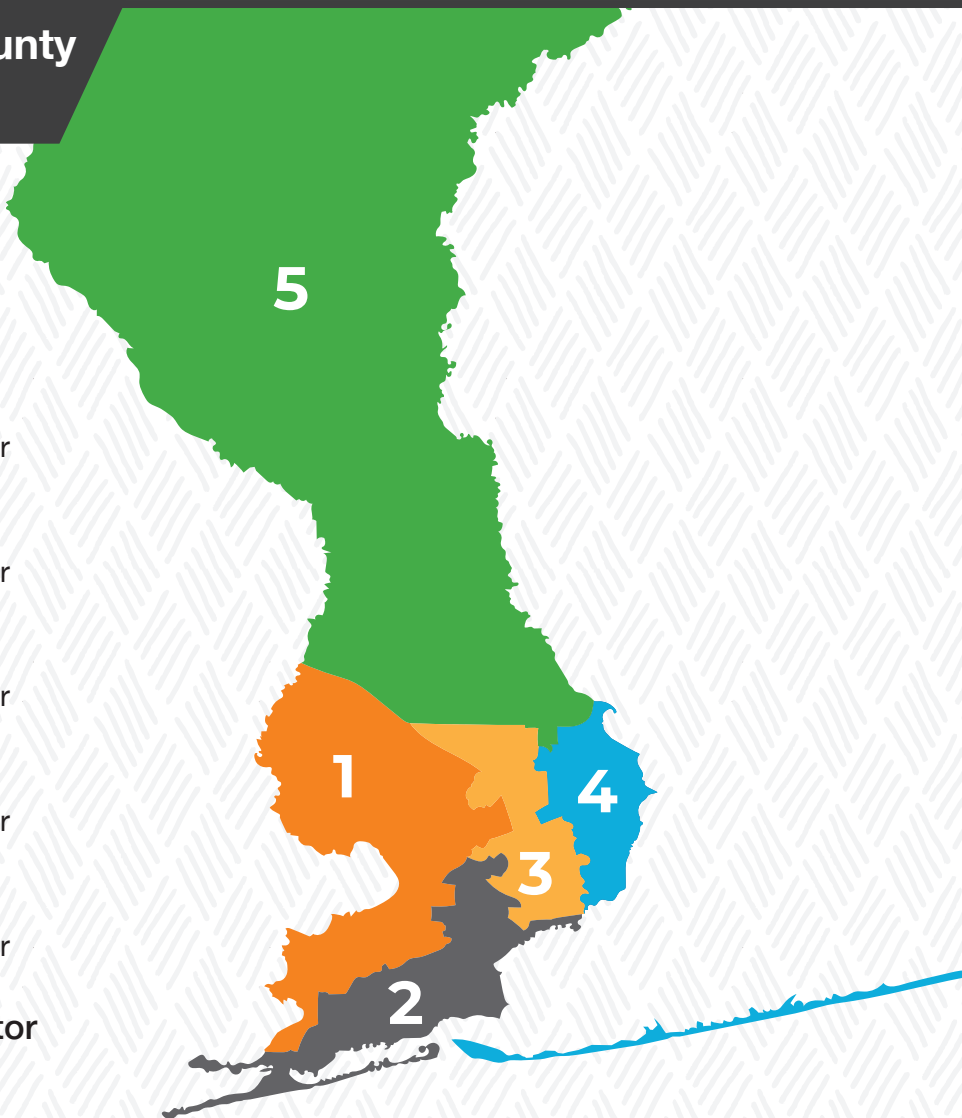


# 1 Escambia County Governance

## Current Board of County Commissioners

- **Jeff Bergosh**  
District 1 Commissioner
- **Doug Underhill**  
District 2 Commissioner
- **Lumon May**  
District 3 Commissioner
- **Robert Bender**  
District 4 Commissioner
- **Steven Barry**  
District 5 Commissioner

**County Administrator**  
Janice Gilley



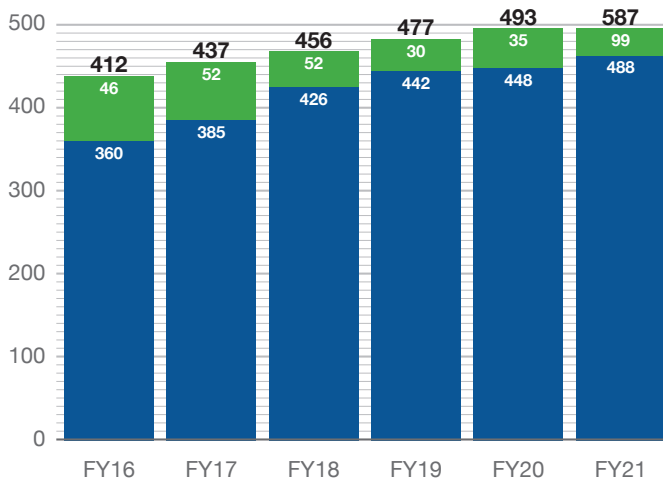
# 2 Our Goals

- ✓ Improve Customer Service
- ✓ Restore Public Trust, Confidence
- ✓ Improve Economic Development
- ✓ Maintain Infrastructure
- ✓ Fiscal Accountability

### VISION

Exceeding expectations and leading the way through excellence in service and quality of life.

# 3 Total Budget History



● Operating ● Capital Improvement Program\*\*

\*\* Includes capital and debt service FY16-20 budgets are approved.

# 4 Where Do Your Property Taxes Go?

## FY21 Escambia County Property Tax (Unincorporated)



**Escambia County School Board**  
**0.300** School (State)  
**0.165** School (Local)

**Districts**  
**0.002** Water Management

**Escambia County**  
**0.472** Escambia County  
**0.035** Sheriff MSTU  
**0.026** Library MSTU

# 5 Millage Rate\*

Escambia County's adopted FY20 county-wide millage rate is 6.6165. Other Florida counties' 2019 millage rates range from 3.3435 in Monroe County to 10.0000 in Dixie, Hamilton, Madison, and Union Counties; and Duval at 11.4419.

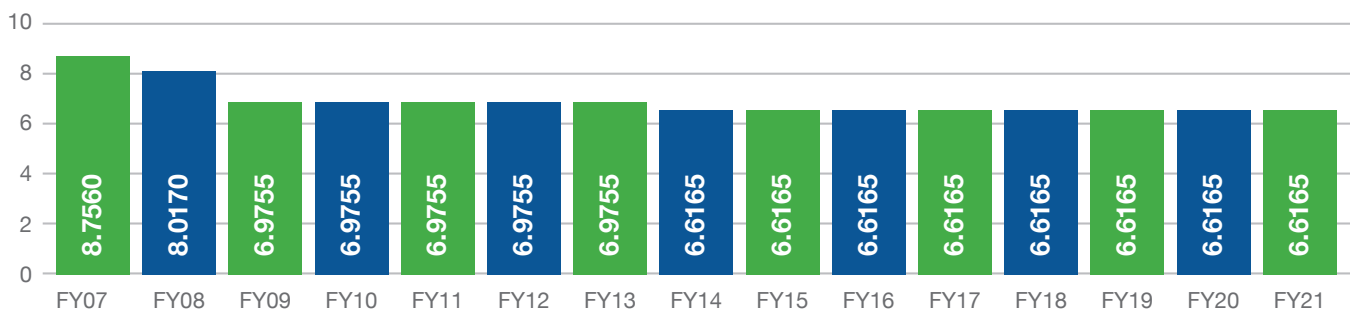
### FY19 Millage Rates for Municipalities and Districts in Escambia County

|                                  |        |
|----------------------------------|--------|
| City of Pensacola .....          | 4.2895 |
| Downtown Improvement Board ..... | 2.0000 |
| Town of Century .....            | 0.9420 |
| NWFL Water Management .....      | 0.0311 |

### Escambia School District:

|                      |        |
|----------------------|--------|
| By Local Board ..... | 2.1030 |
| By State Law .....   | 3.8250 |

**Total School District Levies .....5.9280**



\*Millage Rate - the tax rate that is applied to the assessed value of real estate. One mill is equivalent to \$1 in taxes per \$1,000 in taxable value. For example, if your property has a taxable value of \$100,000, and your assessed a 1 mill tax rate, you'll pay \$100 in taxes. To calculate your actual tax bill based on the millage rate, take that rate, multiply it by the taxable value of your property, then divide by 1,000.

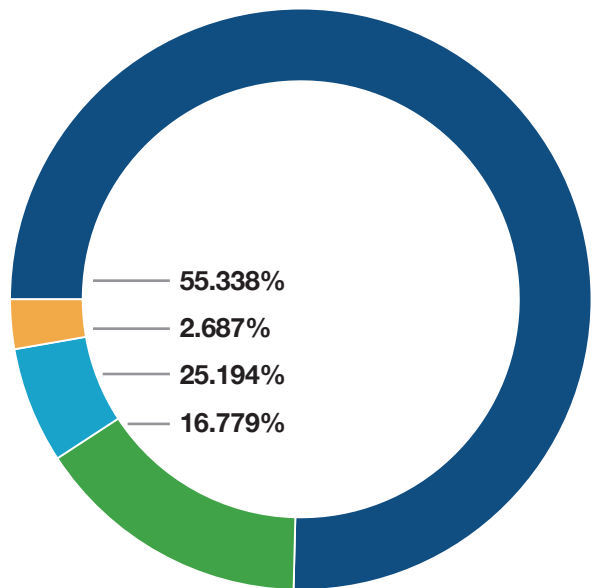
# 6 Major Revenues

|                                | FY2019 Adopted       | FY2020 Adopted       | FY2021 Adopted       |
|--------------------------------|----------------------|----------------------|----------------------|
| Property Taxes                 | \$121,839,406        | \$131,500,871        | \$139,152,105        |
| Local Option Sales Tax         | \$41,627,818         | \$42,044,096         | \$49,034,599         |
| Half-Cent Sales Tax            | \$23,200,000         | \$24,000,000         | \$25,750,000         |
| State Revenue Sharing          | \$8,720,032          | \$9,050,313          | \$9,100,000          |
| Local Option Gas Tax           | \$7,300,000          | \$7,400,000          | \$7,400,000          |
| Commercial Hauler Tipping Fees | \$12,105,000         | \$12,550,000         | \$12,800,000         |
| Electric Franchise Fees        | \$11,275,000         | \$11,400,000         | \$11,550,000         |
| Tourist Development Tax        | \$10,000,000         | \$10,500,000         | \$9,995,512          |
| Fire MSBU                      | \$17,100,000         | \$17,317,500         | \$18,266,114         |
| Library MSTU                   | \$6,557,537          | \$6,646,500          | \$7,033,157          |
| <b>TOTAL:</b>                  | <b>\$259,724,793</b> | <b>\$272,409,280</b> | <b>\$290,081,487</b> |

# 7 Adopted Total Budget

- Operating: **\$325,353,939**
- Debt: **\$15,800,861**
- Transfers/Reserves: **\$148,124,660**
- Capital: **\$98,653,824**

**Total: \$587,933,284**



## DEFINITIONS

**Debt** - Funds used to account separately for the principal and interest payments on bonds, commercial paper and other debt.

**Capital** - Purchase of land, construction of buildings, major improvements and construction of basic infrastructure.

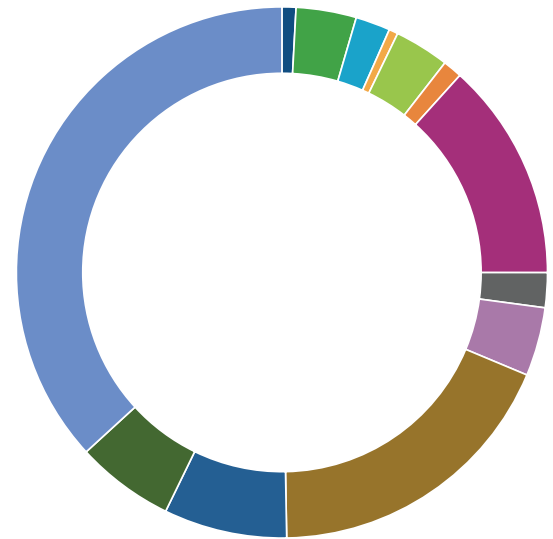
**Reserves** - Funds that cannot be appropriated and spent or that are legally limited to use for a particular purpose.

**Transfers** - Funds transferred from one fund to another to assist in financing the services of the recipient fund.

**Operating** - Expenses that are ongoing costs of providing government services as well as the maintenance and operations of facilities and infrastructure.

## 8 Adopted LOST Projects by Department

| LOST Capital Improvement Budget by Departments | FY2021 Adopted Budget |
|--|-----------------------|
| Community Centers                              | \$691,866             |
| Detention                                      | \$3,000,000           |
| Economic Development                           | \$1,725,476           |
| Equestrian Center                              | \$446,462             |
| Fire LOST Debt Services                        | \$0                   |
| Fire Services Capital Projects                 | \$2,728,986           |
| Judicial Capital Projects                      | \$955,489             |
| LOST IV Discretionary                          | \$10,887,631          |
| Natural Resources Management Projects          | \$1,732,879           |
| Parks Capital Projects                         | \$3,418,902           |
| Public Facilities and Projects                 | \$15,052,852          |
| Public Safety Capital Projects                 | \$6,131,795           |
| Sheriff's Capital Projects                     | \$4,888,167           |
| Transportation and Drainage                    | \$30,093,364          |
| <b>TOTAL</b>                                   | <b>\$81,753,869</b>   |



|                                       |        |
|---------------------------------------|--------|
| Community Centers                     | 0.85%  |
| Detention                             | 3.67%  |
| Economic Development                  | 2.11%  |
| Equestrian Center                     | 0.55%  |
| Fire Services Capital Projects        | 3.34%  |
| Judicial Capital Projects             | 1.17%  |
| LOST IV Discretionary                 | 13.32% |
| Natural Resources Management Projects | 2.12%  |
| Parks Capital Projects                | 4.18%  |
| Public Facilities and Projects        | 18.41% |
| Public Safety Capital Projects        | 7.50%  |
| Sheriff's Capital Projects            | 5.98%  |
| Transportation and Drainage           | 36.81% |

## 9 Adopted Constitutional Officers' Total Budgets

|                         |              |
|-------------------------|--------------|
| Sheriff                 | \$65,739,867 |
| Property Appraiser      | \$6,517,507  |
| Tax Collector           | \$5,183,069  |
| Clerk of Courts         | \$3,596,520  |
| Supervisor of Elections | \$2,653,101  |



# 10 | Adopted Budgetary Cost Summary

|  | FY2021<br>Adopted Budget | % of Total<br>Budget | FTEs            |
|--|--------------------------|----------------------|-----------------|
| <b>Constitutional Officers &amp; Other Boards/Agencies</b> |                          |                      |                 |
| Property Appraiser   | 6,517,507.00             | 1.11%                | 71.00           |
| Tax Collector  | 5,183,069.00             | 0.88%                | 105.00          |
| Clerk of Courts  | 3,596,520.00             | 0.61%                | 42.60           |
| Sheriff  | 65,739,867.00            | 11.18%               | 693.00          |
| Supervisor of Elections                                    | 2,653,101.00             | 0.45%                | 15.00           |
| Tourist Development  | 9,695,736.00             | 1.65%                | 0               |
| Community Partners   | 2,585,874.00             | 0.44%                | 0               |
| Medical Examiner   | 1,506,602.00             | 0.26%                | 0               |
| Public Health Unit   | 337,649.00               | 0.06%                | 0               |
| Merit System Protection Board                              | 48,000.00                | 0.01%                | 0               |
| State Attorney   | 832,701.00               | 0.14%                | 0               |
| Public Defender  | 442,203.00               | 0.08%                | 0               |
| Court Administration                                       | 3,489,447.00             | 0.59%                | 18.00           |
| <b>SUB-TOTAL</b>   | <b>102,628,276.00</b>    | <b>17.46%</b>        | <b>944.60</b>   |
| <b>Departments</b>   |                          |                      |                 |
| Animal Services  | 2,256,065.00             | 0.38%                | 34.00           |
| BCC Non-Departmental                                       | 65,715,159.00            | 11.18%               | 0.00            |
| Board of County Commissioners                              | 1,757,248.00             | 0.30%                | 10.00           |
| Building Services  | 3,268,179.00             | 0.56%                | 37.00           |
| Community & Media Relations                                | 422,825.00               | 0.07%                | 4.00            |
| Corrections  | 46,303,849.00            | 7.88%                | 648.00          |
| County Administration                                      | 1,680,912.00             | 0.29%                | 13.00           |
| County Attorney  | 1,587,893.00             | 0.27%                | 12.00           |
| County Jail Facility- Constrution                          | 18,576,000.00            | 3.16%                | 0.00            |
| Debt Service   | 13,261,538.00            | 2.26%                | 0               |
| Development Services                                       | 2,386,713.00             | 0.41%                | 28.00           |
| Engineering  | 10,716,609.00            | 1.82%                | 52.00           |
| Extension Services   | 711,910.00               | 0.12%                | 15.00           |
| Facilities Management                                      | 11,988,060.00            | 2.04%                | 67.00           |
| Grant Fund/Covid Escambia                                  | 15,032,105.00            | 2.56%                | 0               |
| Human Resources  | 30,110,429.00            | 5.12%                | 19.00           |
| Information Technology                                     | 5,635,668.00             | 0.96%                | 24.00           |
| Library System   | 10,268,835.00            | 1.75%                | 83.00           |
| Local Option Sales Tax                                     | 80,739,994.00            | 13.73%               | 0               |
| Management and Budget Services/Purchasing                  | 2,700,712.00             | 0.46%                | 15.00           |
| Mass Transit   | 13,983,925.00            | 2.38%                | 140.00          |
| Natural Resources Management                               | 6,739,420.00             | 1.15%                | 56.00           |
| Neighborhood & Human Services                              | 20,392,516.00            | 3.47%                | 22.00           |
| Parks  | 1,588,622.00             | 0.27%                | 29.00           |
| Pensacola Bay Center                                       | 8,744,104.00             | 1.49%                | 0               |
| Public Safety  | 48,649,210.00            | 8.27%                | 495.00          |
| Public Works   | 29,946,413.00            | 5.09%                | 179.00          |
| Risk Management  | 7,230,948.00             | 1.23%                | 5.00            |
| Solid Waste/County Landfill                                | 22,909,847.00            | 3.90%                | 6.00            |
| <b>SUB-TOTAL</b>   | <b>485,305,008.00</b>    | <b>82.54%</b>        | <b>2,033.00</b> |
| <b>TOTAL COUNTY BUDGET</b>                                 | <b>587,933,284</b>       |                      |                 |



*my*escambia

The Escambia County Office of Management and Budget Services is responsible for all aspects of the budgetary accounting system, including budget preparation, expenditure and revenue forecasting, monitoring and reporting. The office supports the policy and program initiatives of the Escambia County Board of County Commissioners and County Administrator by providing professional municipal finance and budget analysis assistance to functions under the board.

Amber McClure, Chief Budget Officer | (850) 595-4960 | ammclure@myescambia.com

## **AN OVERVIEW AND GUIDE TO THE ANNUAL BUDGET**

This section is intended to assist those readers not familiar with the Escambia County budget documents, or local government organizations, in gaining an understanding of how the budget document is organized and what information is presented. The following sections provide information about Escambia County and detail regarding the Escambia County "Budget Philosophy and Process".

### **County Administrator's Budget Message**

This section provides an overview of the entire budget and highlights how the County is responding to the needs of our community and the Board of County Commissioners' policy direction.

### **General Budget Information**

This section provides general information about the County and its budget philosophy and process. It highlights the County's approved financial policies which form the foundation of the County's budget development and financial management processes.

### **Summary Schedules**

This section provides a quick reference to basic budget information in a capsulized format. Tables, charts, and graphs show an overall picture of the County's budget from several perspectives; budget assumptions; a description of how various factors affecting the budget are projected; and information relating to the County's major revenue source - the property tax.

### **Budget by Department**

This section provides a breakdown of the County's budget by department and contains a description of each department's function, goals, workload measures, and expenditure analysis.

### **Proprietary Fund Activities**

This section provides detailed working capital summaries for the enterprise and internal service funds.

### **Bonds and Construction**

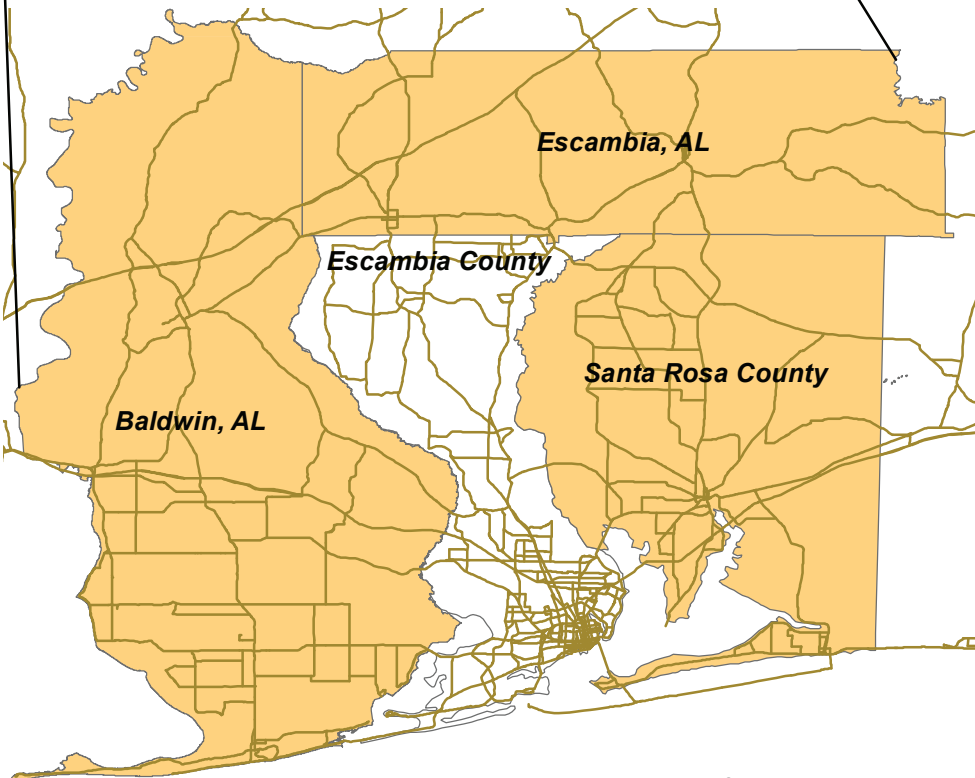
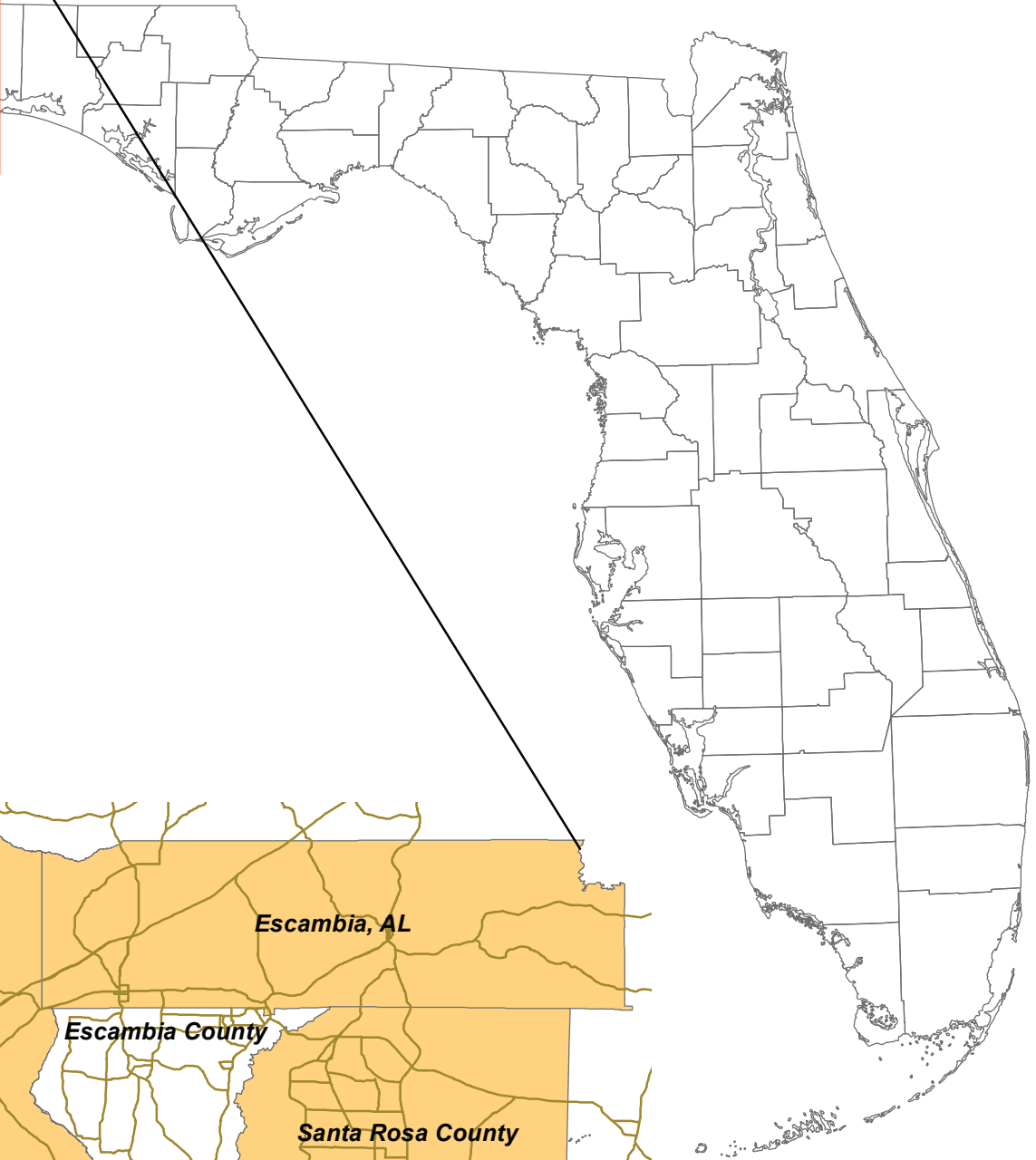
This section highlights the County's Capital Improvement Program and outstanding and anticipated bond issues.

### **Appendix**

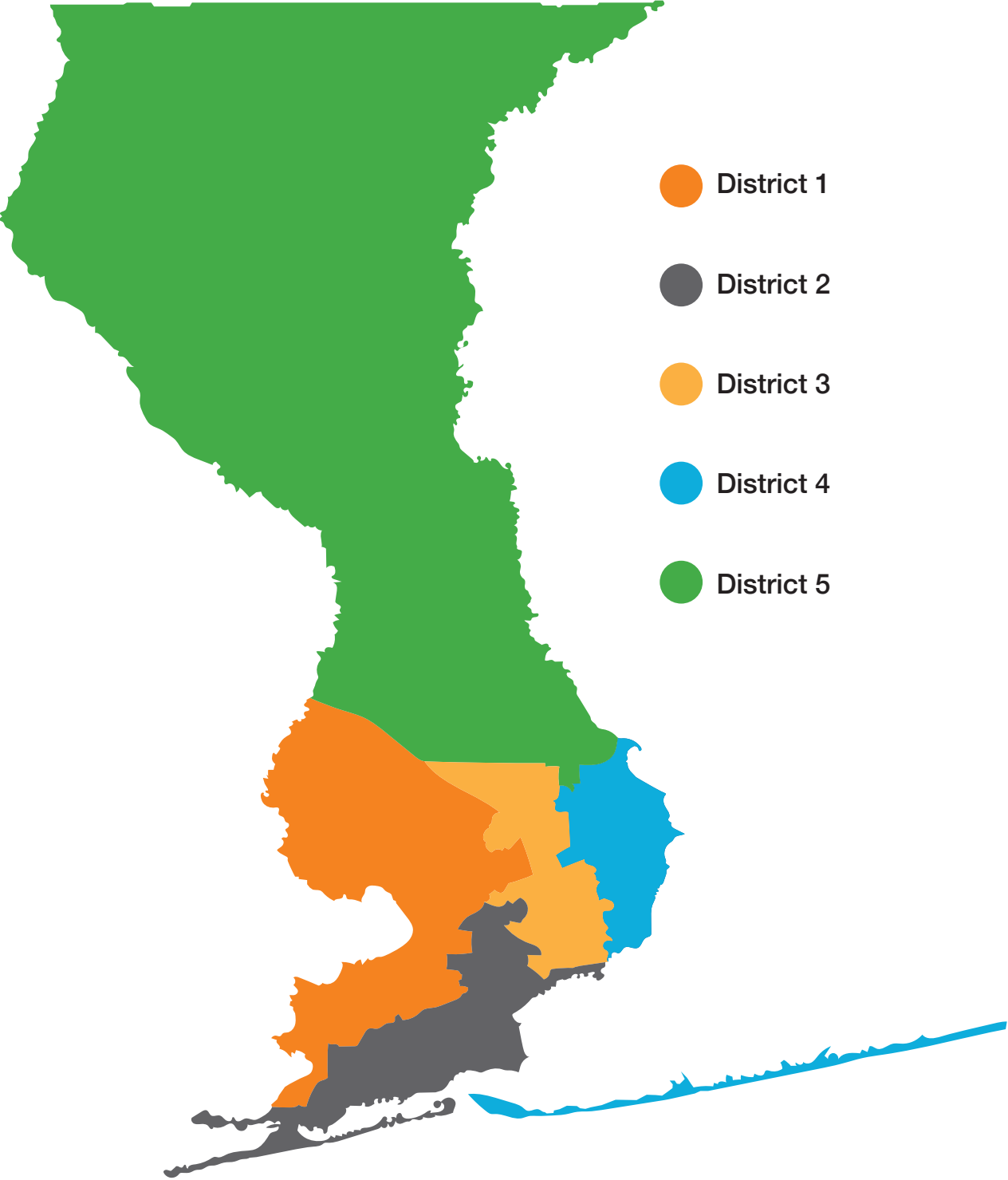
This section contains general reference material. It includes general information on accounting policies, fund structure, assessed and actual value of taxable property, and a glossary.



# Escambia County, Florida



# Escambia County Commission Districts





## INFORMATION ABOUT ESCAMBIA COUNTY

### **Location and Area:**

Home to more than 300,000 residents in northwest Florida, Escambia County is the westernmost and one of the oldest counties in the state. The mission of Escambia County government is to provide efficient, responsive services that enhance our quality of life, meet common needs and promote a safe and healthy community. With nearly 1,800 employees, we pride ourselves on being the perfect climate for everything - building a business, raising a family and enjoying recreational pursuits. Picture perfect white sand beaches and clear, emerald Gulf waters draw millions of vacationers to Escambia each year, especially to Pensacola Beach, named the #4 Top U.S. Beach in 2020 by Tripadvisor.

Escambia County is bordered on the west and north by Alabama, on the east by Santa Rosa County and on the south by the Gulf of Mexico. The county encompasses approximately 661 square miles, or 420,480 acres, with an additional 64,000 acres of water area. From the Gulf of Mexico north to Alabama is a distance of approximately 50 miles. The annual mean temperature in the region is 68.4 degrees; average January temperature is 52.5 degrees; average July temperature is 83 degrees; average annual rainfall is 62-87 inches; and the average annual sunshine percentage is 66%. There are 343 days of sunny weather annually. There are two municipalities within the county, the largest of which is the City of Pensacola, where the county seat is located.

Although northwest Florida has not experienced the rapid growth that southern and central Florida evidenced after World War II, the area has grown significantly during the past two decades. The military, industry, shipping, tourism and recreation, agriculture, and retail sales trade are all part of the county's economic structure. Because of this diversified base, the economy of the area has historically been stable.

### **Housing**

Escambia County residents choose from a variety of lifestyles offered by the area: rural setting, beaches, bayfront or one of many lovely subdivisions at a range of prices. Most of the developments are close to shopping, churches, schools and parks.

### **Education**

The Escambia County School District has a total of 69 schools to provide educational services to over 40,000 students. The School District operates 32 elementary, 9 middle, and 7 high schools, 3 special centers, 11 other educational facilities, 5 charter schools and the George Stone Technical College. The ECSD Workforce Education Department oversees over 70 career and technical education academies spread across all 9 middle and 7 high schools.

The University of West Florida offers many four-year degree programs, and is one of the 12 universities of the State of Florida University System providing higher education facilities to students. Pensacola State College offers two and select four-year college degree programs with three campuses in the City of Pensacola and one in Town of Century. Troy State University-Florida Region operates a four-year university located near Pensacola International Airport. Escambia County also has one private four-year college, Pensacola Christian College (PCC).

### **Media Services**

Escambia County is served by one daily newspaper, the *Pensacola News Journal*. Pensacola is also home to WEAR-TV, the ABC affiliate for the Pensacola – Mobile Markets, while the local PBS member station which is operated by Pensacola State College. Pensacola Magazine, and Bella Magazine focus on community and lifestyle issues, while the Northwest Florida's Business Climate is the only business magazine devoted to the region. There is also a weekly newspaper called *The Independent News*. The area is also served by 18 AM and 33 FM radio stations, there are also 19 television stations serving the local market, including public broadcasting. The county is also served by five cable/satellite companies.

## **Transportation**

The county area is served by a full array of transportation systems. Commercial air service to all parts of the United States is provided through the Pensacola International Airport by Southwest, American, Delta, United Airlines, Frontier and Silver Airways.

The county also has excellent bus, rail and trucking transportation services. Local bus service is provided by the Escambia County Area Transit System (ECAT). Intercity service is provided by Greyhound-Trailways. Rail service is provided by Burlington Northern and CSX Transportation for freight.

## **Medical Facilities**

Medical facilities are provided by four (4) main hospitals located in Escambia County, all of which have surgical centers. Baptist Hospital, a part of Baptist Health Care, a 650-bed tertiary hospital, operates the area's only 24-hour a day air ambulance service, emergency room, and trauma center. West Florida Regional Medical Center is a 515-bed Columbia/HCA Healthcare Corporation facility that includes West Florida Hospital; The Rehabilitation Institute of West Florida; The West Florida Cancer Institute; The Pavilion and Lakeview, mental health facilities; The Medical Center Clinic, P.A.; The Family Birthplace; and West Florida Senior Health Services. Navy Hospital is a 60-bed acute care medical and surgical hospital. Sacred Heart Hospital, is a 566-bed acute care, general hospital includes the Centers for Cardiac Care and Cancer Care. In addition, Sacred Heart is the only hospital to offer a Children's Hospital and Neonatal Intensive Care Nursery for children from across northwest Florida. Additionally, the Escambia Community Clinics a Federally recognized health center that provides free, reduced cost, or accepts insurance for medical services for the community.

## **Services Provided**

The county provides a wide range of services including law enforcement, fire protection, conservation and resource management, employment opportunity and development, parks and recreation facilities, planning and zoning, transportation and general administrative services.

## **Form of Government**

The 1868 Florida Constitution established the structure of county government. One hundred years later the 1968 Revision of the Florida Constitution made virtually no change to that structure. The Constitution provided for a Board of County Commissioners whose primary responsibility was to provide roads and levy the necessary taxes to fund county government.

Although most county governments in Florida today have the same structure described in the 1868 Constitution, the mission of county government has changed dramatically in the ensuing century. Where once the primary responsibility of county government was to provide roads and fund law enforcement, the scope has expanded to include items such as comprehensive planning, environmental protection, impact fees, water and sewer utilities, bond issues, solid waste management, computerization and management information systems.

The county has a non-charter government structure established by the State of Florida Constitution. Pursuant to Florida Statutes, the legislative powers are vested with the five-member Board of County Commissioners. Separate powers for operation of specific functions of county government are vested with the five Constitutional Officers - Clerk of Courts, Property Appraiser, Sheriff, Supervisor of Elections, and Tax Collector. The Board of County Commissioners of Escambia County is the principal legislative and governing body of the county, as provided by the Florida Constitution and Chapter 125, Florida Statutes. The County Administrator, the chief administrative official of the county, is appointed by and serves at the discretion of the Board. The County Administrator is directly responsible to the Board for administration and operation of all departments of the county. The Office of the County Attorney, who is appointed by the

Commission, provides legal services to the county government.

Annually, the Board elects one of their members as Chairman. The Chairman presides over all meetings, signs all legal documents, and appoints commissioners to various committees. The Chairman is the official representative of the Board.

The Board meets at the Escambia County Courthouse Building, on the first and third Thursday of each month. Minutes are recorded of all Commission meetings, committee meetings and public hearings and made a part of the record in the Clerk to the Board's Office.

**The Economy**

The military is a large factor in the area's economy. Navy and Air Force expenditures, including construction, have historically accounted for nearly half of the total payroll in the Pensacola MSA. Navy installations include Pensacola Naval Air Station, Saufley Field and Corry Station. Whiting Field is located in Milton, Florida, about 30 miles northeast of Pensacola.

In neighboring Okaloosa County, Eglin Air Force Base and Hurlburt Field are that county's largest employers and have a total economic impact on the area exceeding \$5,000,000,000 annually, in addition to serving as magnets for high tech businesses.

Escambia County has several commercial/industrial parks. The county has two relatively new commerce parks, Central and Heritage Oaks as well as the newest Downtown Technology Park. The Port of Pensacola produces an economic impact of approximately \$60 million annually for Pensacola, Escambia, and surrounding counties.

**LARGEST EMPLOYERS**

| <b>Company</b>               | <b>Product</b>           | <b>Number of Employees</b> |
|------------------------------|--------------------------|----------------------------|
| Local government             | Government Services      | 15,500                     |
| Navy Federal Credit Union    | Financial Service Center | 8,375                      |
| State government             | Government Services      | 7,400                      |
| Baptist Health Care          | Healthcare               | 7,347                      |
| Federal government           | Government               | 6,800                      |
| Sacred Heart Health Systems  | Healthcare               | 4,820                      |
| Gulf Power Company           | Electric Provider        | 1,774                      |
| Ascend Performance Materials | Manufacturing            | 1,288                      |
| West Florida Healthcare      | Healthcare               | 1,200                      |
| Innisfree Hotels             | Hospitality              | 750                        |

Source: (1) Florida West Economic Development Alliance [www.FloridaWestEDA.com](http://www.FloridaWestEDA.com) and Florida Research and Economic Information Database Applications (Total Government) [www.FREIDA.labormarketinfo.com](http://www.FREIDA.labormarketinfo.com)

## TOP TAXPAYERS

| Company (1)                            | Product                    | Taxes Paid (2) |
|--|----------------------------|----------------|
| Gulf Power Company                     | Electric Provider          | \$ 10,268      |
| International Paper Corp               | Manufacturer               | 3,757          |
| Ascend Performance Material*           | Manufacturer               | 1,723          |
| West Florida Regional Medical          | Health Care Provider       | 1,609          |
| Navy Federal Credit Union              | Financial Service Center   | 1,572          |
| City of Pensacola                      | Local Government Services  | 1,394          |
| Simon Debar/Simon Property             | Retail Property            | 1,284          |
| Walmart/Sams                           | Wholesaler/Retailer Center | 1,178          |
| Bellsouth/Southern Bell/AT&T/Direct TV | Communications             | 1,133          |
| Hallmark Waters/Tanglewood/Hunters     | Multifamily Property       | 750            |

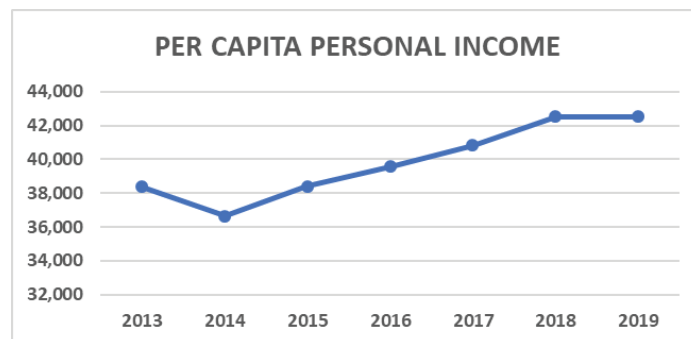
(1) Escambia County Tax Collector 2019 (2) Taxes paid in thousands.

## DEMOGRAPHIC STATISTICS

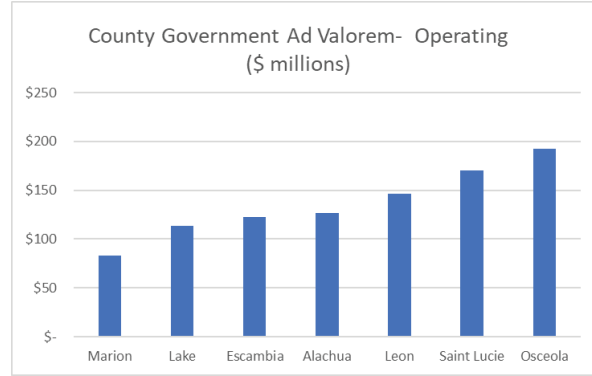
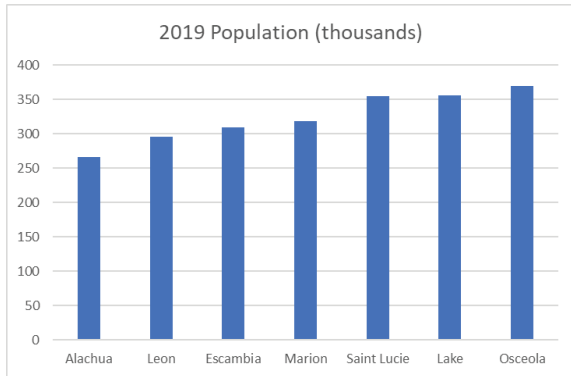
| Year | Population (1) | Median Age (2) | Per Capita Personal Income (1) | Personal Income (thousands of dollars) (3) | School Enrollment (4) | Unemployment Rate (1) |
|------|----------------|----------------|--------------------------------|--|-----------------------|-----------------------|
| 2011 | 299,653        | 37.5           | 36,868                         | 11,047,607                                 | 39,658                | 9.9%                  |
| 2012 | 304,191        | 38.0           | 37,682                         | 11,462,525                                 | 39,870                | 8.1%                  |
| 2013 | 307,753        | 37.6           | 38,389                         | 11,814,330                                 | 40,082                | 6.5%                  |
| 2014 | 309,034        | 37.6           | 36,632                         | 11,320,533                                 | 43,010                | 6.1%                  |
| 2015 | 311,003        | 37.3           | 38,408                         | 11,945,003                                 | 42,082                | 5.2%                  |
| 2016 | 311,711        | 36.9           | 39,582                         | 12,338,145                                 | 39,284                | 5.1%                  |
| 2017 | 313,512        | 37.2           | 40,825                         | 12,799,127                                 | 39,859                | 4.0%                  |
| 2018 | 315,534        | 37.1           | 42,537                         | 13,421,870                                 | 39,078                | 3.0%                  |
| 2019 | 315,972        | 37.3           | 42,537                         | 13,440,501                                 | 38,698                | 3.0%                  |
| 2020 | 315,972        | 37.3           | 42,537                         | 13,440,501                                 | 38,698                | 3.0%                  |

(1) Office of Economic Development & Demographic Research (EDR), Bureau of Economic and Business Research (BEER), United States Department of Labor – Bureau of Labor Statistics, and Florida Department of Education.

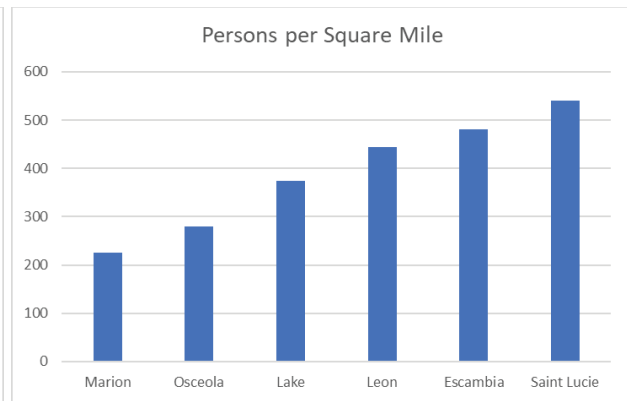
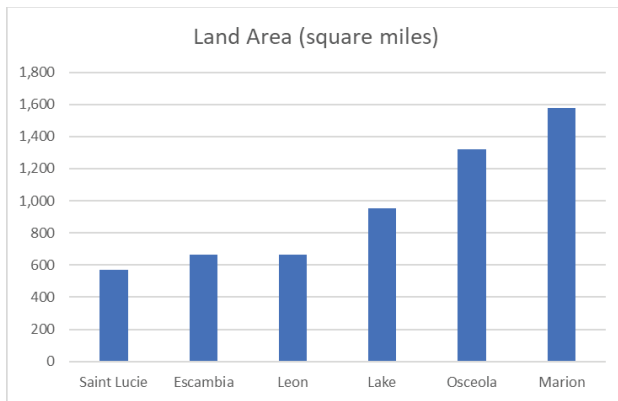
## ESCAMBIA COUNTY PER CAPITA PERSONAL INCOME



**COUNTY COMPARISONS – POPULATION VS AD VALOREM REVENUES**



**COUNTY COMPARISONS – PER SQUAR MILE LAND VS PERSONS**





| County Inmate Population and<br>per Capita Rates<br>as of April 1, 2019 |       |       |       |                |          |                    |                       |
|---|-------|-------|-------|----------------|----------|--------------------|-----------------------|
| County  | 2017  | 2018  | 2019  | Percent Change |          | 2019<br>Population | 2019                  |
|   |       |       |       | 17 to 18       | 18 to 19 |                    | Inmates<br>Per Capita |
| 37 Alachua  | 1,256 | 1,203 | 1,252 | -4.22%         | 4.07%    | 266,054            | 0.0047                |
| 13 Baker  | 2,383 | 2,375 | 2,509 | -0.34%         | 5.64%    | 25,740             | 0.0975                |
| 33 Bay  | 1,172 | 1,129 | 1,092 | -3.67%         | -3.28%   | 166,191            | 0.0066                |
| 6 Bradford  | 2,969 | 3,558 | 3,853 | 19.84%         | 8.29%    | 24,829             | 0.1552                |
| 57 Brevard  | 193   | 194   | 210   | 0.52%          | 8.25%    | 594,259            | 0.0004                |
| 51 Broward  | 830   | 793   | 1,167 | -4.46%         | 47.16%   | 1,918,477          | 0.0006                |
| 8 Calhoun   | 1,642 | 1,628 | 1,417 | -0.85%         | -12.96%  | 12,650             | 0.1120                |
| 35 Charlotte  | 1,236 | 1,242 | 927   | 0.49%          | -25.36%  | 180,843            | 0.0051                |
| 49 Citrus   | 144   | 142   | 126   | -1.39%         | -11.27%  | 147,618            | 0.0009                |
| 62 Clay   | -     | -     | -     | -              | -        | 215,246            | 0.0000                |
| 60 Collier  | 16    | 24    | 26    | 50.00%         | 8.33%    | 376,680            | 0.0001                |
| 21 Columbia   | 3,944 | 4,011 | 4,177 | 1.70%          | 4.14%    | 66,315             | 0.0630                |
| 18 DeSoto   | 2,491 | 2,234 | 2,372 | -10.32%        | 6.18%    | 33,693             | 0.0704                |
| 9 Dixie   | 1,650 | 1,671 | 1,658 | 1.27%          | -0.78%   | 14,952             | 0.1109                |
| 53 Duval  | 631   | 598   | 566   | -5.23%         | -5.35%   | 970,106            | 0.0006                |
| 31 Escambia   | 2,595 | 2,588 | 2,493 | -0.27%         | -3.67%   | <b>318,641</b>     | 0.0078                |
| 63 Flagler  | -     | -     | -     | -              | -        | 110,635            | -                     |
| 5 Franklin  | 1,518 | 1,358 | 1,662 | -10.54%        | 22.39%   | 10,611             | 0.1566                |
| 19 Gadsden  | 3,304 | 2,881 | 3,042 | -12.80%        | 5.59%    | 43,235             | 0.0704                |
| 24 Gilchrist  | 749   | 720   | 786   | -3.87%         | 9.17%    | 16,980             | 0.0463                |
| 16 Glades   | 983   | 949   | 955   | -3.46%         | 0.63%    | 12,166             | 0.0785                |
| 28 Gulf   | 2,916 | 2,818 | 249   | -3.36%         | -91.16%  | 12,833             | 0.0194                |
| 3 Hamilton  | 2,557 | 2,459 | 2,519 | -3.83%         | 2.44%    | 12,081             | 0.2085                |
| 23 Hardee   | 1,539 | 1,526 | 1,487 | -0.84%         | -2.56%   | 25,898             | 0.0574                |
| 64 Hendry   | -     | -     | -     | -              | -        | 40,120             | -                     |
| 42 Hernando   | 470   | 509   | 528   | 8.30%          | 3.73%    | 187,830            | 0.0028                |
| 48 Highlands  | 91    | 84    | 92    | -7.69%         | 9.52%    | 103,342            | 0.0009                |
| 52 Hillsborough   | 638   | 818   | 848   | 28.21%         | 3.67%    | 1,444,022          | 0.0006                |
| 17 Holmes   | 1,526 | 1,451 | 1,428 | -4.91%         | -1.59%   | 18,621             | 0.0767                |
| 65 Indian River   | -     | -     | -     | -              | -        | 154,939            | -                     |
| 7 Jackson   | 7,363 | 7,313 | 5,878 | -0.68%         | -19.62%  | 41,091             | 0.1430                |
| 15 Jefferson  | 1,068 | 1,110 | 1,096 | 3.93%          | -1.26%   | 13,680             | 0.0801                |
| 4 Lafayette   | 1,394 | 1,407 | 1,191 | 0.93%          | -15.35%  | 7,291              | 0.1634                |
| 41 Lake   | 1,068 | 1,012 | 1,099 | -5.24%         | 8.60%    | 356,148            | 0.0031                |
| 58 Lee  | 283   | 285   | 258   | 0.71%          | -9.47%   | 734,890            | 0.0004                |
| 38 Leon   | 1,111 | 1,207 | 1,078 | 8.64%          | -10.69%  | 295,421            | 0.0036                |
| 66 Levy   | -     | -     | -     | -              | -        | 41,330             | -                     |
| 2 Liberty   | 1,654 | 1,776 | 1,744 | 7.38%          | -1.80%   | 7,028              | 0.2482                |
| 14 Madison  | 1,673 | 1,661 | 1,610 | -0.72%         | -3.07%   | 17,960             | 0.0896                |
| 55 Manatee  | 193   | 198   | 208   | 2.59%          | 5.05%    | 387,206            | 0.0005                |
| 29 Marion   | 5,310 | 5,473 | 5,634 | 3.07%          | 2.94%    | 354,787            | 0.0159                |
| 30 Martin   | 1,990 | 2,061 | 2,014 | 3.57%          | -2.28%   | 156,584            | 0.0129                |
| 40 Miami-Dade   | 9,970 | 9,798 | 9,704 | -1.73%         | -0.96%   | 2,802,426          | 0.0035                |
| 67 Monroe   | 24    | -     | -     | -100.00%       | -        | 76,212             | -                     |
| 50 Nassau   | 72    | 72    | 72    | 0.00%          | 0.00%    | 84,998             | 0.0008                |
| 32 Okaloosa   | 1,377 | 1,377 | 1,343 | 0.00%          | -2.47%   | 200,171            | 0.0067                |
| 22 Okeechobee   | 2,422 | 2,370 | 2,414 | -2.15%         | 1.86%    | 39,394             | 0.0613                |
| 43 Orange   | 3,305 | 3,314 | 3,877 | 0.27%          | 16.99%   | 1,382,203          | 0.0028                |
| 47 Osceola  | 327   | 352   | 345   | 7.65%          | -1.99%   | 370,207            | 0.0009                |
| 44 Palm Beach   | 2,989 | 2,862 | 2,847 | -4.25%         | -0.52%   | 1,445,010          | 0.0020                |
| 45 Pasco  | 776   | 748   | 692   | -3.61%         | -7.49%   | 526,430            | 0.0013                |
| 46 Pinellas   | 1,054 | 1,022 | 985   | -3.04%         | -3.62%   | 977,060            | 0.0010                |
| 36 Polk   | 3,128 | 3,155 | 3,263 | 0.86%          | 3.42%    | 687,343            | 0.0047                |
| 34 Putnam   | 446   | 481   | 478   | 7.85%          | -0.62%   | 72,790             | 0.0066                |
| 54 Saint Johns  | 4,867 | 6     | 145   | -99.88%        | 2316.67% | 254,267            | 0.0006                |
| 56 Saint Lucie  | 6     | 138   | 129   | 2200.00%       | -6.52%   | 309,230            | 0.0004                |
| 26 Santa Rosa   | 122   | 156   | 4,952 | 27.87%         | 3074.36% | 174,102            | 0.0284                |
| 61 Sarasota   | 192   | 138   | 6     | -28.13%        | -95.65%  | 426,269            | 0.0000                |
| 59 Seminole   | 125   | 4,807 | 159   | 3745.60%       | -96.69%  | 471,576            | 0.0003                |
| 20 Sumter   | 8,097 | 8,281 | 8,342 | 2.27%          | 0.74%    | 120,291            | 0.0693                |
| 25 Suwannee   | 2,593 | 2,062 | 2,001 | -20.48%        | -2.96%   | 43,422             | 0.0461                |
| 10 Taylor   | 2,429 | 2,215 | 2,222 | -8.81%         | 0.32%    | 20,236             | 0.1098                |
| 1 Union   | 5,212 | 5,100 | 4,876 | -2.15%         | -4.39%   | 10,629             | 0.4587                |
| 39 Volusia  | 1,660 | 1,902 | 1,867 | 14.58%         | -1.84%   | 536,896            | 0.0035                |
| 12 Wakulla  | 2,813 | 2,448 | 3,096 | -12.98%        | 26.47%   | 29,880             | 0.1036                |
| 27 Walton   | 1,521 | 1,551 | 1,525 | 1.97%          | -1.68%   | 68,546             | 0.0222                |
| 11 Washington   | 2,289 | 2,215 | 2,389 | -3.23%         | 7.86%    | 22,998             | 0.1039                |

**Unemployment Rate by County  
(Annual)**

|                           | 2017       | 2018       | 2019       |
|---------------------------|------------|------------|------------|
| 1 Hendry County           | 7.2        | 6.6        | 5.8        |
| 2 Hardee County           | 5.5        | 5.9        | 5.0        |
| 3 Citrus County           | 5.8        | 5.2        | 4.8        |
| 4 Gulf County             | 3.9        | 4.8        | 4.8        |
| 5 Sumter County           | 6.0        | 5.2        | 4.6        |
| 6 Highlands County        | 5.6        | 5.1        | 4.5        |
| 7 Putnam County           | 5.3        | 4.6        | 4.3        |
| 8 Hernando County         | 5.1        | 4.7        | 4.2        |
| 9 Gadsden County          | 5.3        | 4.4        | 4.1        |
| 10 Calhoun County         | 4.9        | 4.1        | 4.1        |
| 11 Hamilton County        | 4.8        | 4.1        | 4.1        |
| 12 Glades County          | 5.2        | 4.6        | 3.9        |
| 13 Bay County             | 4.1        | 3.8        | 3.9        |
| 14 St. Lucie County       | 5.1        | 3.4        | 3.9        |
| 15 Dixie County           | 4.6        | 4.4        | 3.8        |
| 16 Indian River County    | 5.0        | 4.2        | 3.8        |
| 17 Madison County         | 4.4        | 4.2        | 3.8        |
| 18 Marion County          | 5.0        | 4.2        | 3.8        |
| 19 Flagler County         | 4.7        | 4.1        | 3.8        |
| 20 Levy County            | 4.3        | 4.1        | 3.7        |
| 21 Polk County            | 4.6        | 4.1        | 3.7        |
| 22 Charlotte County       | 4.6        | 4.0        | 3.7        |
| 23 Jackson County         | 4.4        | 4.1        | 3.6        |
| 24 Liberty County         | 4.5        | 4.0        | 3.6        |
| 25 Taylor County          | 4.5        | 3.9        | 3.6        |
| 26 Holmes County          | 4.8        | 4.0        | 3.5        |
| 27 DeSoto County          | 4.4        | 3.9        | 3.5        |
| 28 Okeechobee County      | 4.2        | 3.9        | 3.5        |
| 29 Pasco County           | 4.4        | 3.8        | 3.5        |
| 30 Franklin County        | 3.6        | 3.4        | 3.5        |
| 31 Gilchrist County       | 4.2        | 4.0        | 3.4        |
| 32 Volusia County         | 4.3        | 3.8        | 3.4        |
| 33 Suwannee County        | 4.3        | 3.6        | 3.4        |
| 34 Washington County      | 4.3        | 3.6        | 3.4        |
| 35 Duval County           | 4.1        | 3.7        | 3.3        |
| 36 Jefferson County       | 4.3        | 3.7        | 3.3        |
| 37 Osceola County         | 4.2        | 3.6        | 3.3        |
| 38 Palm Beach County      | 4.1        | 3.6        | 3.3        |
| 39 Columbia County        | 4.3        | 3.7        | 3.2        |
| 40 Brevard County         | 4.2        | 3.5        | 3.2        |
| 41 <b>Escambia County</b> | <b>4.1</b> | <b>3.5</b> | <b>3.2</b> |
| 42 Lake County            | 4.1        | 3.5        | 3.2        |
| 43 Baker County           | 4.1        | 3.5        | 3.1        |
| 44 Lee County             | 4.0        | 3.5        | 3.1        |
| 45 Leon County            | 3.9        | 3.5        | 3.1        |
| 46 Martin County          | 4.1        | 3.5        | 3.1        |
| 47 Collier County         | 4.1        | 3.4        | 3.1        |
| 48 Hillsborough County    | 3.8        | 3.4        | 3.1        |
| 49 Manatee County         | 3.9        | 3.4        | 3.1        |
| 50 Bradford County        | 3.6        | 3.3        | 3.1        |

Source: US Department of Labor, Bureau of Labor Statistics

## **BUDGET PHILOSOPHY AND PROCESS**

**PHILOSOPHY:** Escambia County is committed to providing high levels of service to its residents, at the lowest possible cost, in order to minimize taxpayer burden. By law, the County's Budget must be in balance, both on an overall basis and within each of the funds.

### **PROCESS:**

#### **Fiscal Year**

Escambia County's budget is based on a fiscal, rather than calendar year. The fiscal year begins on October 1 and ends on September 30. Fiscal year 2020/2021 runs from October 1, 2020 through September 30, 2021.

#### **Statutory Requirements**

In the State of Florida, county budgets are governed by State Statutes. Chapter 129 of the Florida Statutes, entitled "County Annual Budget", specifically directs (among other requirements) that a budget be prepared annually and that it be balanced, and that in no case shall total appropriations of any budget be exceeded (Florida Statutes 129.07).

#### **Funds Included**

The County's Budget is consolidated and presents planned disposition of all available resources in all funds. The County Commissioners' adopted budget serves as the County's financial plan for the ensuing fiscal year.

#### **Basis of Budgeting/Accounting**

The budget is prepared by fund, function, and department, and is adopted on a basis consistent with GAAP as required by F.S. 129. The budget is also reported in the county-wide financial statements in a manner consistent with GAAP in the audited financial statements. The operations of each fund are accounted for with a separate set of self-balancing accounts that comprise its assets, liabilities, fund equity, revenues and expenditures, or expenses, as appropriate. Government resources are allocated to and accounted for in individual funds based upon the purposes for which they are to be spent and the means by which spending activities are controlled.

The modified accrual basis of accounting and budgeting is used for Governmental Funds (General, Special Revenue, Debt Service and Capital Projects). Revenues are recognized in the accounting period in which they become available and measurable. Expenditures are recognized in the accounting period in which services or goods are received and liabilities are incurred. Depreciation expense is completed using full accrual accounting and encumbrances are not recognized except for note disclosure in modified accrual and full accrual accounting.

Revenue is considered available when it is collectable during the current period, and the actual collection will occur either during the current period, or after the end of the period but in time to pay current year-end liabilities. Generally, property taxes, grants, and inter-fund transfers are accounted and budgeted for on a modified accrual basis. Revenue is generally considered to be measurable if it has the ability to provide a reasonable estimate of actual cash flow. Expenditures, for the most part, are recorded on an accrual basis because they are measurable when they are incurred.

In Proprietary Funds (Enterprise and Internal Service), the accrual basis of accounting and budgeting is used. Revenues are recognized in the accounting period in which they are earned and become measurable. Expenditures are recognized in the accounting period in which they are incurred.

### **Adoption Process**

The annual budget process is based on Florida statutory requirements.

During March, the Office of Management and Budget, in conjunction with input received from the Departments/Divisions, prepares revenue forecasts and updates revenue projections for the budget year. Departments, State and Outside Agencies, and Constitutional Officers then complete their budget proposals and after review by the Office of Management and Budget, these are presented to the Budget Review Committee. The Office of Management and Budget prepares the County Administrator's Proposed Budget for presentation to the Board of County Commissioners in June-July.

The Board holds budget Work Sessions during July to review the County Administrator's Proposed Budget and provides direction in developing the Proposed Budget which is made available to the public and forms the basis for the First Public Hearing in September. Any changes directed by the Board at the First Public Hearing are incorporated into the Tentative Final budget which forms the basis for the Second Public Hearing in September.

During the Second Public Hearing, the board adopts a resolution stating the millage rates to be levied and adopts the final Budget. The Adopted Budget becomes effective October 1.

### **Key Dates in the Adoption Process**

Budget Calendar:

- County Administrator prepares the Proposed Budget, February 1 – July 1.
- Property Appraiser submits the Certification of Property Values to the Board of County Commissioners, July 1. (F.S. 193.023 (1); 200.065 (11))
- County Administrator submits the Proposed Budget to the Board of County Commissioners, June-July 15.
- Board of County Commissioners notifies the Property Appraiser of the Proposed Millage rates, July 30. (F.S.200.065 (2)(b))
- Property Appraiser prepares the annual millage notice to the public, July 30 - August 4.
- Property Appraiser notifies/mails property owners the proposed millage rates, August 14. (F.S. 200.069)
- First Public Hearing to adopt the Proposed/Tentative Budget and associated millage rates, September 8 (F.S. 200.065(2)(c))
- Public advertisement of the Second Public Hearing Notice and Budget Summary, September 19. (F.S. 129.03 (3)(b), 200.065 (2)(d) &(3)(1))
- Second Public Hearing to adopt the Final Budget and millage rates, September 22. (F.S.200.065 (4))
- Adoption of the Final Budget and millage rates, September 22.
- Certify the Adopted millage and budget to the Property Appraiser, Tax Collector, and Department of Revenue, September 25. (F.S. 200.065 (4))
- Beginning of the new fiscal year, October 1.
- Property Appraiser prepares the tax roll for billing, notifies the Board of County Commissioners of final adjusted tax roll (DR-422), Board adjusts and/or certifies rates back to the Property Appraiser, October.
- Tax Collector prepares and mails the annual property tax bills, November.

## FINANCIAL POLICIES RELATING TO FY 2020/21 BUDGET

Escambia County's FY 2020/2021 Budget has been developed using the financial policies adopted by the Board of County Commissioners and further described in this segment of the budget document and is intended to facilitate management actions on financial decisions, as well as to assist other readers of this document in understanding County finances.

The establishment of consolidated financial policies will also have the following beneficial results:

- provide a concise reference guide for consideration of County financial matters
- direct attention to overall financial condition rather than a narrow focus on single issues
- exhibit a commitment to sound financial management and fiscal integrity, establishing credibility and confidence for citizens, investors and rating agencies
- demonstrate a compliance with applicable Florida Statutory requirements.

The financial policies on the following pages are grouped into the following categories:

**I. Budget Policies**

**II. Revenue Policies**

**III. Expenditure Policies**

**IV. Reserve Policies**

**V. Debt Policies**

**VI. Capital Improvement Policies**

**I. BUDGET POLICIES:**

**Balanced Budget**

The County's Annual Budget shall be balanced; that is, the total of the estimated receipts, including balances brought forward, shall equal the total of the appropriations and reserves (Florida Statutes, 129.01(2)(b)).

**Budget Adoption**

The County's Annual Budget shall be adopted by the Board of County Commissioners at a fund level.

**Estimates of Receipts**

The estimated receipts shall include 95% of all receipts reasonably to be anticipated from all sources, including taxes to be levied, and 100% of balance to be brought forward at the beginning of the fiscal year (Florida Statutes, 129.01(2)(b) and 200.065(2)(a).)



## **FINANCIAL POLICIES RELATING TO FY 2020/2021 BUDGET**

### **Budget Transfers**

Section 129.06, Florida Statutes provides that the Board of County Commissioners may establish procedures by which the designated Budget Officer may authorize certain intradepartmental budget amendments with certain exceptions, provided that the total appropriation of the departments is not changed. Pursuant to this authority and pursuant to the Home Rule authority of the Board of County Commissioners, the following procedures have been adopted.

- All requests for the approval of intradepartmental budget amendments shall be signed by the County Administrator who is the designated Budget Officer.
- All requests shall identify the funds to be transferred, the Account Title, the affected Cost Center, the appropriate Object Code, and the justification for the transfer. Each request that must be approved by the Board of County Commissioners shall include a certification by the County Administrator that the requested transfer is consistent with the functions and duties of the department involved and that need for the appropriation to be increased exceeds or outweighs the importance of the appropriation to be decreased.
- All requests for intradepartmental budget transfers shall be consistent with the provisions of Chapter 129, Florida Statutes. To that end, no budget amendment shall transfer funds encumbered by prior obligations of the department.
- Upon receipt of a request for approval of an intradepartmental budget amendment, the Office of Management and Budget shall consult the department director to determine that there are sufficient unencumbered funds to fully fund the amount to be transferred.
- Upon determination that all of the requirements of the policy have been met, the County Administrator/Budget Officer may execute his approval of the proposed intradepartmental budget amendment transfer. The approved budget amendment is then filed with the Clerk of the Circuit Court and becomes a part of the County Budget.

Notwithstanding the policy as detailed above, no budget amendment relating to the following matters shall be approved by the County Administrator/Budget Officer without prior approval of the Board of County Commissioners.

- Budget amendment requests increasing total personal services appropriated with each Department/Elected Official.
- Budget amendment requests affecting the General Fund and Transportation Trust Fund reserve for contingencies.

Budget amendment requests that involve capital items must specifically identify all such requested capital items being purchased and must indicate whether or not those items were appropriated within the annual budget process.

## FINANCIAL POLICIES RELATING TO FY 2020/21 BUDGET

### **New Positions**

Partial year funding requests for new permanent full-time positions subsequent to approval of FY 2020/21 Budget must be specifically authorized by the Board of County Commissioners as a special or emergency need.

## **II. REVENUE POLICIES:**

### **1. General Revenue Policy**

Estimated revenue and fee schedules are reviewed as part of the budget process. Estimated revenue is conservatively projected (at 95% of estimate) and is updated annually.

Proposed fee increases are based upon the following:

- Fee policies applicable to each fund or activity
- The related cost of the service provided
- The impact of inflation in the provision of services
- Equity of comparable fees

### **2. Revenue Summaries**

As part of the annual budget process, a consolidated summary of revenue sources will be prepared and incorporated into the County's budget documents.

### **3. Ad Valorem Taxes**

The use of ad valorem tax revenues will be generally limited to the General Fund.

### **4. Gas Taxes**

The use of gas tax revenues will be generally limited to the following funds:

Mass Transit  
Transportation  
FTA Capital  
Road Assessment Program

### **5. Sales Taxes**

The use of sales tax revenues will be generally limited to the following funds:

General  
Local Option Sales Tax  
Debt Service

### **6. Tourist Development Tax**

The use of tourist development tax revenues will be generally limited to the Tourist Development Fund, Debt Service Fund and Bay Center operations, renewal and replacement.

### **7. Grants**

Only such grants as can reasonably be expected to be received will be considered as revenue sources for budget development purposes. The County shall amend its budget to reflect additional grants received during the budget year.

## FINANCIAL POLICIES RELATING TO FY 2020/21 BUDGET

### **8. Restricted Revenues - Bonds**

Revenues which have been pledged to bondholders will be restricted and shall conform in every respect to bond covenants.

### **9. County-wide Revenues**

Revenues collected on a County-wide basis will be generally allocated only to funds which provide County-wide services.

### **10. User Fees**

User fees, where appropriate, should be established to offset the cost of providing specific services, and will be reviewed annually.

### **11. Fund Balance**

The amount of cash (or working capital) within a fund remaining at the close of one fiscal year, after deducting encumbrances and established reserves, which then becomes available to help finance the budget in the ensuing year.

## **III. EXPENDITURE POLICIES:**

### **1. Community Service/Outside Agencies**

As part of its annual budget process, the County identifies amounts to be granted to various community service/outside agencies which provide valuable services to the County residents.

### **2. Grant Supported County Programs**

The County conducts a variety of programs which depend on outside grants to the County for partial funding.

### **3. Performance Measures**

The County will develop "Performance Measures" for each of its departments in order to provide criteria to use in evaluating departmental operations and requests for increased funding levels.

### **4. Categorization of Services**

The County will segregate its budget into two distinct categories, in order to set priorities for allocating available revenues. The categories can be generally defined as follows:

**Basic Services** - These are services which are best performed at the County level and are most closely linked to protecting the health and safety of citizens. Legally mandated services or commitments are also included in this category.

**Program Enhancements** - An improvement and/or enhancement to the programmatic service level.

## FINANCIAL POLICIES RELATING TO FY 2020/21 BUDGET

### IV. RESERVE POLICIES:

A formally adopted reserve policy is an important factor in maintaining the fiscal health of Escambia County. There are three primary types of reserves:

**Operating Reserves**  
**Capital Reserves**  
**Debt Reserves**

The degree of need for these reserves differ based upon the type of fund or operation involved. However, one policy statement for each type of reserve can be uniformly applied to most funds.

#### **1. Operating Reserve**

It is the goal of the County to maintain an adequate undesignated reserve of ten percent (10%) to provide a buffer against revenue shortfalls and cash flow.

#### **2. Capital Reserves**

Capital reserves are established primarily to set aside funds to provide for additional projects, or additions to existing budgeted projects, which may be deemed appropriate for funding after the annual budget is adopted.

#### **3. Debt Reserves**

Debt reserves are established to protect bondholders from payment defaults. Adequate debt reserves are essential in maintaining good bond ratings and the marketability of bonds. The amount of debt reserves is established by bond indenture in association with each bond issuance.

These policy statements are intended to apply to various funds of the County. It is recognized that various federal, state, and local laws and regulations and specific financial policies, may supersede these policies.

### V. DEBT POLICIES:

A formal debt policy is an important factor to insure the most efficient methods of financing are utilized by the County resulting in the lowest total cost of borrowing. It is the County's policy to use competitive bidding, whenever possible, for all debt issued by the County. The complexity of the debt issuance process varies depending on the type of financing requiring the County to employ qualified consultants (bond counsel, financial advisor, independent accountants, etc.) to assist the County in obtaining the most cost effective financing.

County staff and consultants should follow the following guidelines in structuring each debt issuance.

#### **1. Method of Financing**

The County will use a "pay as you go" policy unless internal funding is not sufficient to meet capital needs or a significant portion of the benefit of a project will be realized by future citizens.

#### **Financing Parameters (Guidelines)**

- 2.** Projects will not be financed for greater than the useful life of the improvement.

## FINANCIAL POLICIES RELATING TO FY 2020/21 BUDGET

3. Whenever economically feasible, the County will use Non-Ad Valorem Revenue, special assessment, or other self-supporting bonds instead of General Obligating Bonds.
4. The County will utilize the competitive method of sale unless one or more of the following conditions exists:
  1. Unstable market conditions which require flexibility in pricing or precise timing which would not be expected through a competitive sale.
  2. Concerns regarding credit quality and availability of credit enhancements.
  3. Security for repayment is new, unproven, or may be perceived as unreliable by the market.
  4. Innovative, complex, or unusual structuring techniques are required.
  5. Changes or anticipated changes in laws or regulations would make the prompt sale of the bonds desirable.
5. Credit enhancement will be utilized when necessary to lower total borrowing costs.
6. The County will competitively bid investment of escrow funds for advance refunding if it is expected that bids will result in lower costs and the required securities are available in the market, except when obligations are purchased directly from the Federal Government.
7. The County will include debt issuance plans in its long-term capital plan.

### **VI. CAPITAL IMPROVEMENT POLICIES:**

#### **1. Five-Year Program**

The County will develop a five-year Capital Improvements Program (CIP) as part of each year's annual budget process, and will make all capital improvements in accordance with the adopted annual County budget. The County will identify the estimated costs and potential funding sources for each capital project before it is submitted to the Board of County Commissioners as a component of the five-year program.

#### **2. Operating Costs**

The costs of operating and maintaining all proposed projects will be identified and incorporated into five-year financial projections for operations.

#### **3. Capital Financing**

The County Administrator will determine, and recommend to the Board, the least costly financing method for all capital projects.

#### **4. Renewal and Replacement**

The County shall develop and implement a program for identifying, scheduling, and budgeting the renewal and replacement requirements of capital facilities.



**COUNTY OF ESCAMBIA  
FY 2020/21 BUDGET SUMMARY**

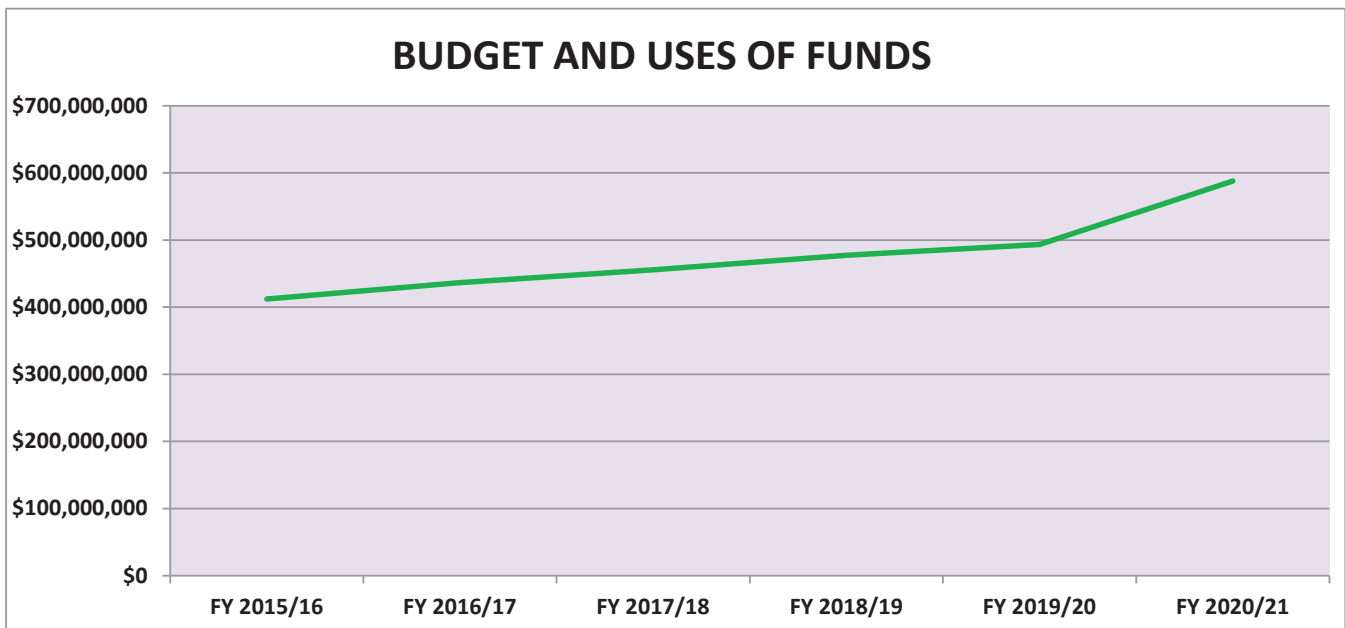


|   | Adopted<br>FY 2015/16 | Adopted<br>FY 2016/17 | Adopted<br>FY 2017/18 | Adopted<br>FY 2018/19 | Adopted<br>FY 2019/20 | Proposed<br>FY 2020/21 |
|---|-----------------------|-----------------------|-----------------------|-----------------------|-----------------------|------------------------|
| <b>PROPERTY TAX RATES (In Mills)</b>    |                       |                       |                       |                       |                       |                        |
| Countywide Operating                    | 6.617                 | 6.617                 | 6.617                 | 6.617                 | 6.617                 | 6.617                  |
| Law Enforcement MSTU                    | 0.685                 | 0.685                 | 0.685                 | 0.685                 | 0.685                 | 0.685                  |
| Library MSTU                            | 0.359                 | 0.359                 | 0.359                 | 0.359                 | 0.359                 | 0.359                  |
| Community Service MSTU                  | 0                     | 0                     | 0                     | 0                     | 0                     | 0                      |
| General MSTU                            | 0                     | 0                     | 0                     | 0                     | 0                     | 0                      |
| <b>Total</b>                            | <b>7.661</b>          | <b>7.661</b>          | <b>7.661</b>          | <b>7.661</b>          | <b>7.661</b>          | <b>7.661</b>           |
| <b>VALUE OF ONE MILL (In Thousands)</b> |                       |                       |                       |                       |                       |                        |
| Countywide                              | \$14,557,791          | \$15,423,600          | \$16,134,843          | \$17,151,642          | \$18,513,926          | \$19,590,968           |
| Unincorporated                          | \$10,152,860          | \$10,766,405          | \$11,225,970          | \$12,197,906          | \$13,143,767          | \$13,910,172           |
| <b>BUDGET SUMMARY</b>                   |                       |                       |                       |                       |                       |                        |
| Personal Services                       | 105,395,342           | 110,368,616           | 117,478,533           | 124,240,420           | 128,866,524           | 131,184,671            |
| Operating                               | 120,995,967           | 128,176,635           | 125,366,778           | 132,533,989           | 138,667,045           | 150,538,676            |
| Capital                                 | 39,643,805            | 39,971,102            | 14,982,310            | 19,745,422            | 31,881,464            | 98,653,824             |
| Debt Service                            | 12,167,660            | 11,562,390            | 15,145,890            | 15,137,757            | 13,569,867            | 15,800,861             |
| Grants and Aids                         | 22,868,160            | 24,040,161            | 25,473,938            | 24,588,210            | 27,296,641            | 43,630,592             |
| Non-Operating                           | 111,130,286           | 122,462,624           | 157,392,623           | 160,918,588           | 153,147,786           | 148,124,660            |
| <b>Totals</b>                           | <b>\$412,201,220</b>  | <b>\$436,581,528</b>  | <b>\$455,840,072</b>  | <b>\$477,164,386</b>  | <b>\$493,429,327</b>  | <b>\$587,933,284</b>   |
| <b>BUDGET BY FUNCTION</b>               |                       |                       |                       |                       |                       |                        |
| General Government                      | 114,023,832           | 118,874,739           | 153,925,817           | 159,554,143           | 159,659,051           | 171,117,872            |
| Public Safety                           | 93,200,869            | 105,404,048           | 103,753,351           | 109,760,914           | 118,556,704           | 143,502,718            |
| Physical Environment                    | 20,218,375            | 21,609,686            | 18,756,950            | 22,274,976            | 21,653,468            | 28,582,181             |
| Transportation                          | 55,096,630            | 52,468,950            | 35,409,810            | 35,177,787            | 36,412,079            | 65,946,324             |
| Economic Environment                    | 20,908,189            | 22,868,025            | 23,818,581            | 22,493,953            | 24,556,744            | 23,801,855             |
| Human Services                          | 3,114,105             | 3,426,156             | 3,508,041             | 3,511,565             | 3,875,530             | 19,024,219             |
| Culture/Recreation                      | 15,616,803            | 16,322,176            | 16,391,714            | 16,973,191            | 19,450,800            | 24,746,694             |
| Criminal Court Costs                    | 3,858,402             | 4,041,583             | 5,112,321             | 6,740,533             | 5,411,917             | 5,808,340              |
| Non-Departmental                        | 86,164,015            | 91,566,165            | 95,163,487            | 100,677,324           | 103,853,034           | 105,403,081            |
| <b>Totals</b>                           | <b>\$412,201,220</b>  | <b>\$436,581,528</b>  | <b>\$455,840,072</b>  | <b>\$477,164,386</b>  | <b>\$493,429,327</b>  | <b>\$587,933,284</b>   |

**COUNTY OF ESCAMBIA  
FY2020/21 BUDGET SUMMARY**



|                               | Adopted<br>FY 2015/16 | Adopted<br>FY 2016/17 | Adopted<br>FY 2017/18 | Adopted<br>FY 2018/19 | Adopted<br>FY 2019/20 | Adopted<br>FY 2020/21 |
|-------------------------------|-----------------------|-----------------------|-----------------------|-----------------------|-----------------------|-----------------------|
| <b>BUDGET SOURCES</b>         |                       |                       |                       |                       |                       |                       |
| Beginning Fund Balance        | 55,106,363            | 53,518,307            | 54,946,240            | 60,347,270            | 57,279,744            | 121,180,872           |
| Revenue:                      |                       |                       |                       |                       |                       |                       |
| Ad Valorem                    | 104,939,534           | 109,425,234           | 114,445,981           | 121,839,406           | 131,500,871           | 133,775,934           |
| Other Taxes                   | 76,658,492            | 79,187,028            | 84,480,205            | 87,085,805            | 88,265,696            | 89,147,201            |
| Licenses and Permits          | 18,515,780            | 21,896,665            | 22,132,365            | 22,757,799            | 23,695,359            | 24,992,395            |
| Intergovernmental             | 53,504,388            | 57,517,565            | 57,945,044            | 59,137,880            | 60,244,098            | 78,154,038            |
| Charges for Services          | 79,124,797            | 85,818,600            | 79,252,267            | 88,940,789            | 92,043,465            | 94,429,583            |
| Fines and Forfeitures         | 361,700               | 397,500               | 401,000               | 390,000               | 377,006               | 421,100               |
| Miscellaneous Revenues        | 23,990,166            | 28,820,629            | 42,236,970            | 36,665,437            | 40,023,088            | 45,832,161            |
| <b>TOTAL SOURCES OF FUNDS</b> | <b>\$412,201,220</b>  | <b>\$436,581,528</b>  | <b>\$455,840,072</b>  | <b>\$477,164,386</b>  | <b>\$493,429,327</b>  | <b>\$587,933,284</b>  |
| <b>BUDGET USES</b>            |                       |                       |                       |                       |                       |                       |
| Personal Services             | 105,395,342           | 110,368,616           | 117,478,533           | 124,240,420           | 128,866,524           | 131,184,671           |
| Operating                     | 120,995,967           | 128,176,635           | 125,366,778           | 132,533,989           | 138,667,045           | 150,538,676           |
| Capital                       | 39,643,805            | 39,971,102            | 14,982,310            | 19,745,422            | 31,881,464            | 98,653,824            |
| Debt Service                  | 12,167,660            | 11,562,390            | 15,145,890            | 15,137,757            | 13,569,867            | 15,800,861            |
| Grants and Aids               | 22,868,160            | 24,040,161            | 25,473,938            | 24,588,210            | 27,296,641            | 43,630,592            |
| Non-Operating                 | 111,130,286           | 122,462,624           | 157,392,623           | 160,918,588           | 153,147,786           | 148,124,660           |
| <b>TOTAL USES OF FUNDS</b>    | <b>\$412,201,220</b>  | <b>\$436,581,528</b>  | <b>\$455,840,072</b>  | <b>\$477,164,386</b>  | <b>\$493,429,327</b>  | <b>\$587,933,284</b>  |



**COUNTY OF ESCAMBIA  
BUDGET FUND SUMMARY  
FISCAL YEAR 2020/21**



| Fund                                   | Fund # | FY 2016/2017         | FY 2017/2018         | FY 2018/2019         | FY 2019/2020         | FY 2020/2021         |                      |
|--|--------|----------------------|----------------------|----------------------|----------------------|----------------------|----------------------|
|  |        | Actual               | Actual               | Actual               | Adopted              | Appropriations       | Revenues             |
| General Fund                           | 001    | 167,163,626          | 176,355,657          | 189,886,444          | 229,173,057          | 238,558,265          | 238,558,265          |
| Escambia County Restricted             | 101    | 612,884              | 993,119              | 616,246              | 601,254              | 560,625              | 560,625              |
| Economic Development                   | 102    | 700,518              | 628,424              | 55,000               | 91,250               | 91,250               | 91,250               |
| Code Enforcement                       | 103    | 2,200,032            | 2,418,312            | 2,487,022            | 1,999,750            | 2,217,585            | 2,217,585            |
| Mass Transit                           | 104    | 13,214,781           | 12,463,639           | 12,892,568           | 13,215,266           | 13,983,925           | 13,983,925           |
| Mosquito and Arthropod                 | 106    | 33,489               | 21,471               | 42,133               | 30,977               | 34,496               | 34,496               |
| Tourist Promotion                      | 108    | 11,848,563           | 11,255,476           | 11,503,009           | 10,725,000           | 9,695,736            | 9,695,736            |
| Other Grants Projects                  | 110    | 1,397,947            | 2,153,433            | 1,374,220            | 705,709              | 710,781              | 710,781              |
| Jail Inmate Commissary                 | 111    | 692,163              | 1,275,054            | 1,633,282            | 1,235,000            | 1,330,000            | 1,330,000            |
| Disaster Recovery Fund                 | 112    | 5,547,183            | 654,678              | 526,920              | 0                    | 0                    | 0                    |
| Library Fund                           | 113    | 5,055,135            | 5,635,634            | 6,344,060            | 6,506,074            | 10,268,835           | 10,268,835           |
| Misdemeanor Probation                  | 114    | 4,933,281            | 2,346,754            | 2,007,632            | 2,052,224            | 2,036,519            | 2,036,519            |
| Article V Fine & Forfeiture Fund       | 115    | 3,538,869            | 4,263,080            | 4,341,887            | 4,421,755            | 4,684,351            | 4,684,351            |
| Development Review Fee                 | 116    | 488,368              | 587,040              | 1,100,956            | 687,800              | 731,500              | 731,500              |
| Perdido Key Beach Mouse In Lieu Fee    | 117    | 1,827                | 5,780                | 63,074               | 42,750               | 133,000              | 133,000              |
| Gulf Coast Restoration Fund            | 118    | 1,392,073            | 5,855,763            | 3,538,362            | 411,578              | 2,154,845            | 2,154,845            |
|  |        |                      |                      |                      |                      | 14,321,324           | 14,321,324           |
| SHIP                                   | 120    | 2,026,267            | 2,414,434            | 1,628,981            | 3,119,272            | 1,924,668            | 1,924,668            |
| Law Enforcement Trust                  | 121    | 494,404              | 467,150              | 401,700              | 0                    | 0                    | 0                    |
| Escambia Affordable Housing            | 124    | 15,369               | 57,860               | 20,620               | 1,655,194            | 1,457,180            | 1,457,180            |
| CDBG Entitlement                       | 129    | 3,019,710            | 1,140,015            | 1,590,828            | 3,835,579            | 5,014,205            | 5,014,205            |
| Handicapped Parking                    | 130    | 25,831               | 12,146               | 36,455               | 33,682               | 33,682               | 33,682               |
| Family Mediation                       | 131    | 6,450                | 1,831                | 3,108                | 80,000               | 80,000               | 80,000               |
| Fire Protection                        | 143    | 16,730,332           | 17,791,343           | 17,735,640           | 18,844,585           | 18,808,919           | 18,808,919           |
| E-911 Operations                       | 145    | 1,399,230            | 1,347,602            | 1,393,974            | 1,586,604            | 1,385,742            | 1,385,742            |
| HUD CDBG Housing Rehab Loan            | 146    | 0                    | 0                    | 7,089                | 125,000              | 150,000              | 150,000              |
| HUD HOME                               | 147    | 469,749              | 808,807              | 333,993              | 4,956,780            | 5,545,630            | 5,545,630            |
| Community Redevelopment                | 151    | 1,597,575            | 1,784,240            | 2,114,838            | 3,639,864            | 4,281,490            | 4,281,490            |
| Bob Sikes Toll                         | 167    | 2,398,932            | 3,273,648            | 3,271,900            | 3,232,905            | 6,057,589            | 6,057,589            |
| Transportation Trust                   | 175    | 21,786,753           | 22,896,014           | 24,597,461           | 24,592,103           | 24,969,569           | 24,969,569           |
| MSBU Program Fund                      | 177    | 1,041,705            | 897,566              | 1,069,057            | 1,841,433            | 1,306,375            | 1,306,375            |
| Drainage Basin                         | 181    | 165,615              | 117,592              | 107,449              | 103,550              | 124,357              | 124,357              |
| Debt Service Fund                      | 203    | 11,849,567           | 14,724,006           | 61,468,160           | 13,285,609           | 13,261,538           | 13,261,538           |
| Series 2017 Capital Project Fund       | 311    | 8,103,077            | 13,481,172           | 59,628,057           | 0                    | 18,576,000           | 18,576,000           |
| FTA Capital Projects fund              | 320    | 255,794              | 734,342              | 368,455              | 0                    | 0                    | 0                    |
| Capital Projects New Road Construction | 333    | 548                  | 0                    | 0                    | 0                    | 0                    | 0                    |
| Local Option Sales Tax III             | 352    | 42,492,280           | 54,331,470           | 26,739,612           | 0                    | 35,000,000           | 35,000,000           |
| Local Option Sales Tax IV              | 353    | 0                    | 9,915,964            | 28,545,643           | 43,312,891           | 46,753,869           | 46,753,869           |
| Solid Waste                            | 401    | 10,267,443           | 11,159,236           | 12,100,700           | 19,472,883           | 22,961,651           | 22,961,651           |
| Inspection                             | 406    | 2,500,121            | 2,649,198            | 2,618,875            | 3,060,053            | 3,268,179            | 3,268,179            |
| Emergency Medical Services             | 408    | 13,949,002           | 18,824,110           | 18,007,778           | 24,539,520           | 23,262,151           | 23,262,151           |
| Bay Center                             | 409    | 7,006,138            | 7,153,591            | 7,562,217            | 8,409,498            | 8,744,104            | 8,744,104            |
| Internal Service Fund                  | 501    | 42,171,990           | 36,290,138           | 38,279,640           | 41,802,878           | 43,453,349           | 43,453,349           |
| <b>Total All Funds</b>                 |        | <b>\$408,594,618</b> | <b>\$450,642,909</b> | <b>\$548,045,045</b> | <b>\$493,429,327</b> | <b>\$587,933,284</b> | <b>\$587,933,284</b> |

## MAJOR REVENUE SOURCES

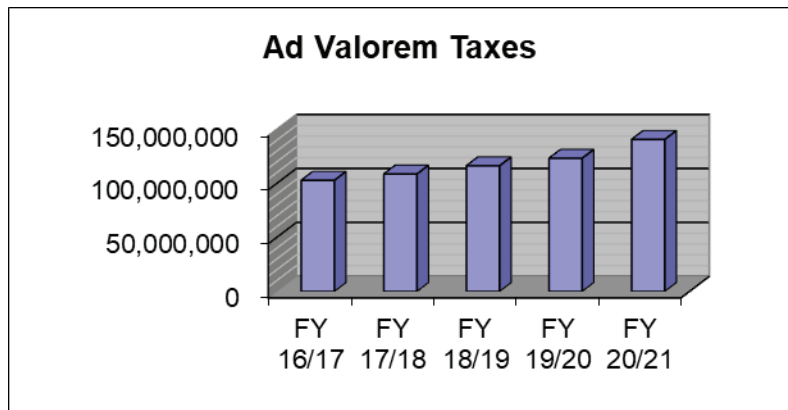
Detailed below are the County's major revenue sources along with a description, method of estimation and trend information. Together these revenue streams account for 72% of the County's total revenues of \$587,933,284.

### Ad Valorem Taxes

These taxes, also known as "property taxes" are taxes levied per \$1,000 value of assessed real and tangible personal property based on the millage rate adopted annually by the Board of County Commissioners. The millage rate, also known as the property tax rate, is applied to these taxable values to calculate the property tax to be paid. Ad Valorem taxes are the greatest source of revenue for the County accounting for about 24% or \$140,816,773 of the County's total operating revenues.

By July 1<sup>st</sup> of every year the Property Appraiser submits the official assessment of taxable value for all property contained in the County. This assessment of taxable value is then multiplied by the current or estimated millage rate to obtain the estimate of the property taxes to be collected.

Escambia County currently levies a countywide millage, or property tax rate that is paid by all property owners in the County as well as a Municipal Services Taxing Unit (MSTU), a separate millage is paid by all property owners in the unincorporated areas of the County to offset certain costs associated with Sheriff's protection. For FY 20/21 the County sets its countywide millage rate at 6.6165, the countywide Library MSTU rate is set at 0.3590 (separated from the countywide millage in FY13/14 and budgeted outside the General Fund) as a dedicated funding source for County Libraries and the Law Enforcement MSTU rate at 0.6850 respectively.



\* In FY 04/05 the improvements to properties on Santa Rosa Island were added to the tax roll for the first time. Properties on Santa Rosa Island are leasehold properties with a standard 99-year lease with options to renew. Previous to the 2004/2005 fiscal year no property taxes were collected on either the leasehold property or the improvements to these properties. Based on court rulings the improvements were added to the final tax roll in October of 2005. The leasehold properties on Pensacola Beach were added to the tax roll in FY 11/12. Currently, the County has set aside funding (escrowed reserves) as part of ongoing litigation to cover any court decision that is not in favor of the County's decision to levy property taxes on Pensacola Beach. The Florida Supreme Court ruled the County can levy taxes on improvements, however a decision during FY15/16 indicated certain land lease verbiage that equates to ownership can be taxed and other land lease with alternate verbiage cannot be taxed. Currently many of the condominium cases have received a judgement from the courts and refunds in the amount of \$10.4 million have been paid to date.

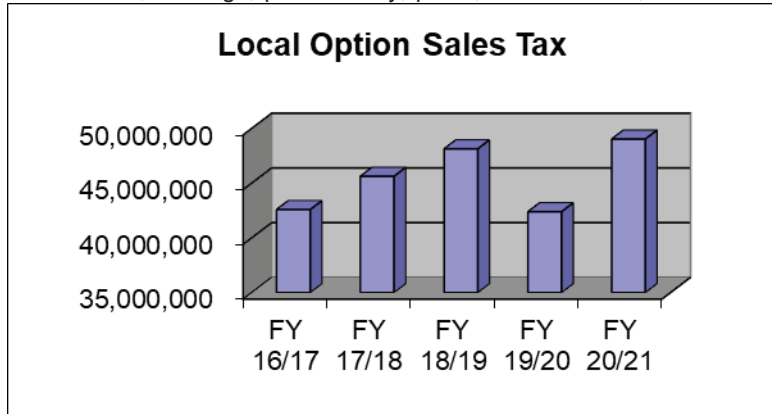
**Local Option Sales Tax**

Local Option Sales Tax (LOST) is a 1% surtax on each \$1.00 sale on the first \$5,000 per item occurring in Escambia County. The voters of the County originally approved the imposition of the Local Option Sales Tax (LOST) in 1992 for a period of 7 years. The voters subsequently approved an extension to this tax in 1997. Escambia voters passed an extension to this tax for an additional 11 years on March 7, 2006. LOST accounts for approximately 11.3% of the County's total operating revenues. The fourth extension of LOST was approved by referendum in November of 2014, and extends the tax for another 10 years through 2028.

The proceeds of this tax are limited to funding capital, infrastructure, and economic development projects. The County uses these proceeds to fund roads, drainage, public safety, parks, court facilities, correctional facilities and public amenities, equipment, and economic incentives according to the County's Capital Improvement Plan.

This revenue stream is estimated using historical trends. A 5-year moving average for the percentage increase realized from year to year is used to predict the following year's receipts. Historically this growth annually with the County's positive economic outlook. The

extraordinary growth from previous hurricanes was not included in the trend analysis for the estimate of this tax. FY 19/20 tax collections were impacted by the COVID-19 pandemic. FY 20/21 projections are based on recent revenue trends.

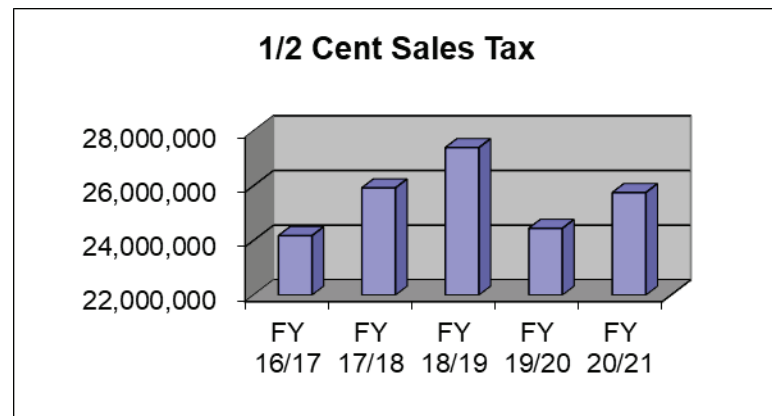


**Half-Cent Sales Tax**

This tax is a State shared revenue of 8.8% of the general sales and use tax collections remaining after deductions have been made from the State Department of Revenue. On July 1, 2004 this distribution percentage for Counties was decreased from 9.653% to fund the State Court system causing a decrease in the receipts in future years. The general sales and use tax collected by the State consists of a 6% tax on each \$1.00 sale occurring in the State of Florida, as specifically provided in the Florida Statutes. Revenues received are used for countywide programs and to repay the outstanding 2018 Capital Improvement Refunding Revenue Bonds. The Half-Cent Sales Tax accounts for roughly 5.92% of the total County operating revenues.

This revenue stream is typically estimated using historical trends. A 5-year moving average for the percentage increase realized from year to year is used to predict the following year's receipts. Historically, this growth factor has been between 3.5% and 4.0%. However, in FY 2004/2005 the distribution formula from the State to the Counties was changed. For this particular year, the Legislative Committee on Intergovernmental Relations (LCIR) now known as

Economic & Demographic Research (EDR) provided a revenue estimate based on the new distribution percentage. Any revenue growth from past hurricanes was not included in the trend analysis for the estimate of this tax. FY 19/20 tax decreased due to the COVID-19 pandemic and FY 20/21 adjusts for the trends.

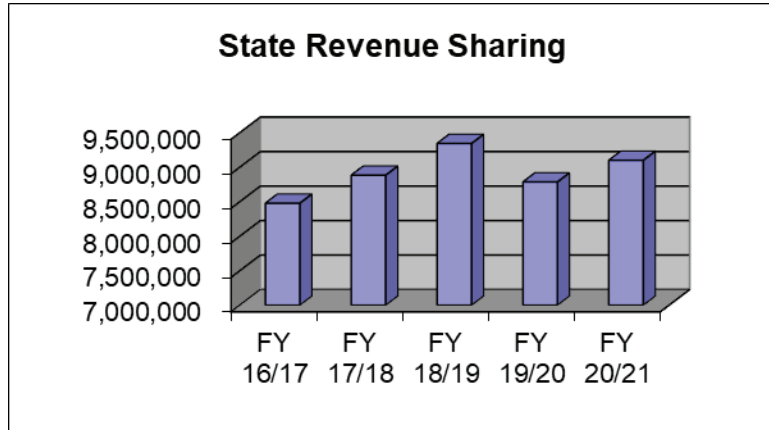




**State Revenue Sharing Proceeds**

The County revenue sharing program, administered by the State Department of Revenue, shares with the counties 2.9% of net cigarette and 2.044% of sales and use taxes collected by the State. Initial collections are deposited into their respective trust funds from which a service charge is assessed before transferring into the County Revenue Sharing Trust Fund. Available funds are distributed to the Counties based on a formula consisting of countywide population, unincorporated population, and sales tax collections. The distribution is based on three (3) types of monies; two (2) guaranteed entitlements and growth money. The guaranteed entitlements may be used for bonding purposes and no other use restrictions are placed on the remaining revenues.

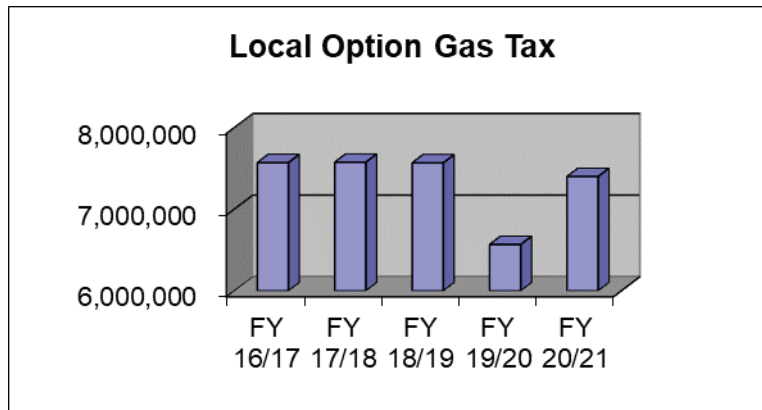
This revenue is guaranteed every year by the State. Annually the EDR provides the amount to be distributed to each County. This revenue represents 2% of total County operating revenues. The FY 19/20 tax decreased due to the COVID-19 pandemic and FY 20/21 adjusts for the trends.



**Local Option Gas Tax**

The Local Option Gas Tax (LOGT) is a tax of six (6) cents per gallon. The County currently receives 84.04% of the LOGT collections, the City of Pensacola receives 15.15% and the Town of Century receives .81%, the impasse with the City of Pensacola was resolved and approved a new Interlocal Agreement. Revenues received are used for transportation expenditures including support of the Engineering Department and road repairs and maintenance. On July 14, 2016, the BCC voted to extend the LOGT for an additional ten years. This tax represents 1.7% of the County's total operating revenues.

This revenue stream is estimated using historical trends. A 5-year moving average for the percentage increase realized from year to year is used to predict the following year's receipts. Historically this growth factor has been about 1%. In FY 06/07 the County allowed the sharing formula for the proceeds of this tax to default to the State formula. This resulted in a greater percentage allocation to the County; Current economic conditions are improving collections due to increased consumption.



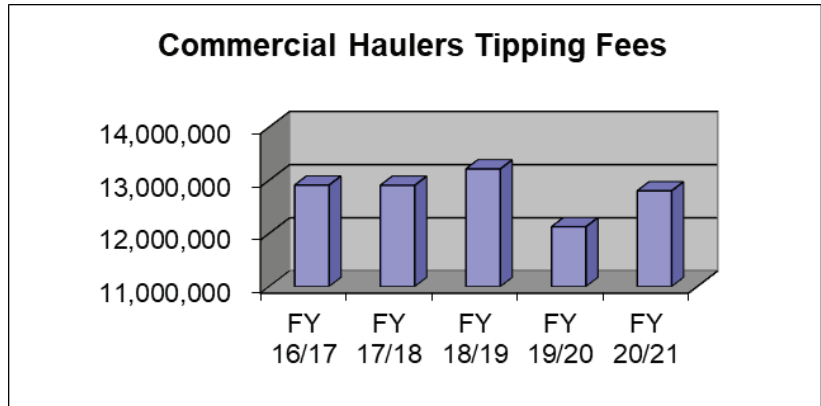
The FY 19/20 tax decreased due to the COVID-19 pandemic. FY 20/21 budget is projected to increase above FY 19/20 but less than the three preceding fiscal years based on recent trends.

### Commercial Hauler Tipping Fees

The Commercial Hauler Tipping Fees are fees collected from duly franchised commercial haulers for the disposal of waste at County-owned landfills or convenience centers. The funds generated are used to support the operations and maintenance of the Solid Waste Enterprise Fund, including the operations of the landfills and landfill closure costs. The current fee structure is as follows:

- Class I & III Waste – No rate change, \$45.06 per ton effective October 1, 2015
- Yard Waste – No rate change, \$27.62 per ton effective October 1, 2015
- Waste Tires – No rate change, \$196.25 per ton effective October 1, 2015

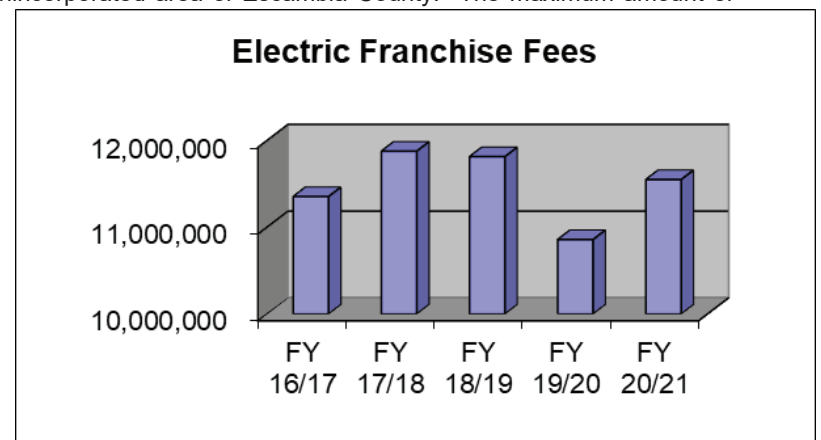
This revenue stream is estimated using historical trends for the amount of waste disposed at the landfill. A 5-year moving average for the percentage change in tons of waste disposed at the landfill from year to year is used to calculate the estimated disposal tonnage in the ensuing fiscal year. The tonnage estimate is then multiplied by the expected charge per ton. Following Hurricane Ivan, the County contracted with independent debris haulers to dispose of hurricane debris. This has caused tipping fees from franchised haulers to decrease 2% while tipping fees from “miscellaneous” haulers to substantially increase. This revenue accounts for roughly 2.9% of the County’s overall operating revenues. In October of 2015 rates were increased and there is no change to the rates for FY 20/21.



### Electric Franchise Fees

The Electric Franchise Fees are used to support the departmental operations and maintenance of the General Fund. It accounts for 2.7% of the County’s total operating revenues.

The Electric Franchise Fee is levied at a rate of 5% of revenues collected per month for the sale of electrical power billed to customers within the unincorporated area of Escambia County. The maximum amount of franchise fee paid in any one month will not exceed the following limits: \$10 per month for each customer in the RS Service Category; \$10 per month for each customer in the GS/GST Service Category; \$75 per month for each customer in the GSD/GSDT Service Category; \$300 per month for each customer in the LP/LPT Category; and \$3,000 per month for each customer in the PX/PXT Service Category. The franchise fee is paid within thirty days after the third day of each month for the preceding month.



This revenue stream is estimated using historical trends. A 5-year moving average for the percentage increase realized from year to year is used to predict the following year’s receipts. Historically this growth factor has been about 6%. Gulf Power has raised their rates anywhere from 5% to 21% over the last few years thus increasing the franchise fee. FY 19/20 revenue collections were impacted by the COVID-19 pandemic. FY20/21 projects an increase over FY19/20 collections but less than the extraordinary growth the two prior fiscal years.

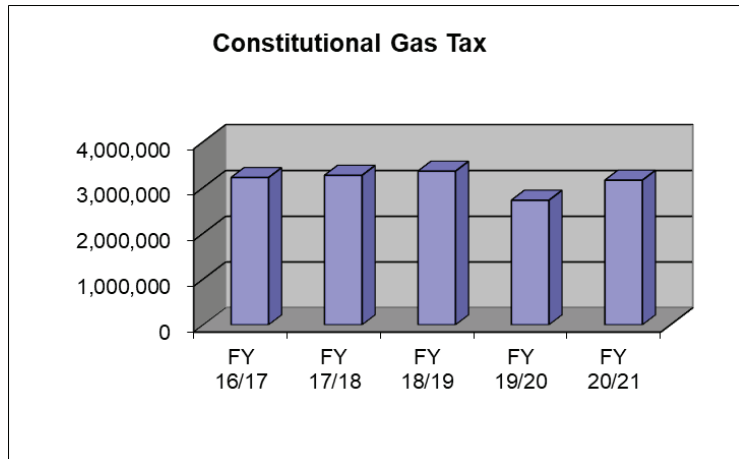
**Constitutional Gas Tax**

The Constitutional Gas Tax is used to support the operations and maintenance of the Transportation Trust Fund (175). This tax accounts for about .7% of the County’s total operating revenues.

The Constitutional Gas Tax is levied at a rate of two cents per gallon on motor fuel. The proceeds are distributed monthly based on the county’s distribution factor multiplied by the monthly statewide receipts. The distribution factor is calculated as follows:

$$\frac{1}{4} \times \frac{\text{County Area}}{\text{State Area}} + \frac{1}{4} \times \frac{\text{County Population}}{\text{State Population}} + \frac{1}{2} \times \frac{\text{Motor Fuel Gallons Sold in County}}{\text{Motor Fuel Galls Sold Statewide}}$$

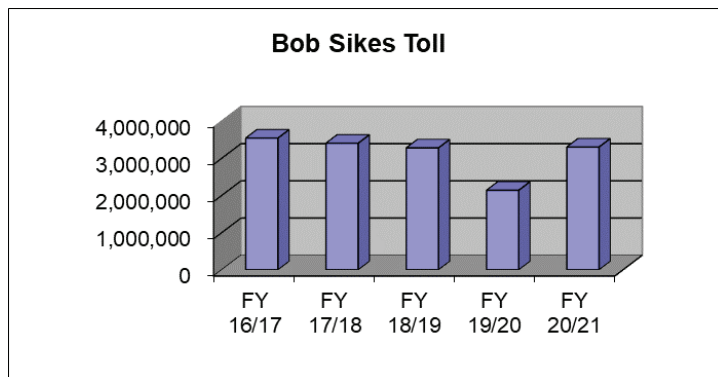
This revenue stream is estimated using historical trends. A 5-year moving average for the percentage increase realized from year to year is used to predict the following year’s receipts. Historically this growth factor has been between 1% and 1.5%. After Hurricane Ivan, this tax increased 5%; however current fuel tax collections are relatively flat. Growth spikes are not included in the trend analysis for the estimate of this tax.



**Bob Sikes Toll Bridge Revenue**

The Bob Sikes Bridge connects Santa Rosa Island to the mainland. There is a \$1 toll for all vehicles to cross onto the Island and a \$5 homestead exemption pass for property owners. Annual SunPasses may be purchased for \$20 for individual vehicles and \$70 for commercial vehicles and a \$5 pass for Pensacola Beach homesteaded owners (2 max per homestead). The proceeds of this toll are used to support the maintenance of the bridge, the operations of the toll facility and are pledged as debt service on the 2002 Capital Improvement Revenue Bonds and the 2002 Tourist Development Revenue Refunding Bonds. The toll revenue accounts for about .8% of all County operating revenues.

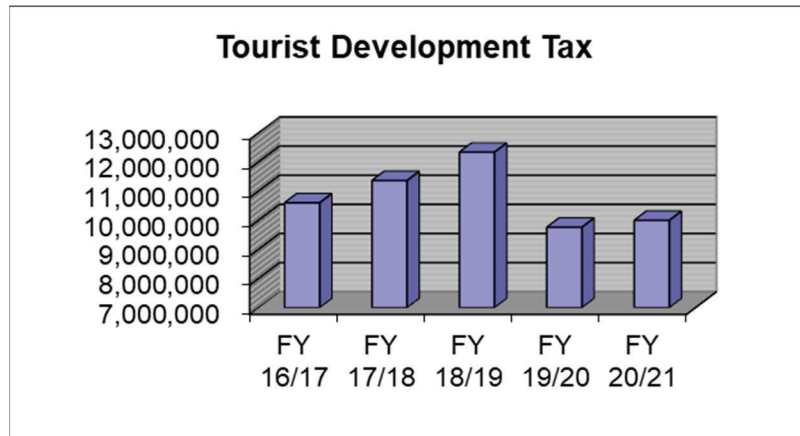
Under normal circumstances, this revenue stream is estimated using historical trends. A 5-year moving average for the percentage increase realized from year to year is used to predict the following year’s receipts. Historically this growth factor has been about 1.5%; the current trend is a 2.7% decrease without rate changes. The revenue has reflected an average increase at around 5% the last few years as compared to post-hurricane revenue levels. The normal trend rate was applied to obtain the FY 19/20 revenue forecast.



**Tourist Development Tax**

The Tourist Development Tax (TDT) is a heads-in-beds tax charged on transient rentals such as hotels and motels. The 2002 Tourist Development Refunding Revenue Bonds have been satisfied and this debt payment is now being escrowed in reserves. The TDT is used to subsidize the operations and renewal and replacement of the Pensacola Bay (Civic) Center and to provide funding for various tourist promotion activities recommended by the Tourist Development Council and the Board of County Commissioners. It accounts for 2.3% of the total County operating revenues.

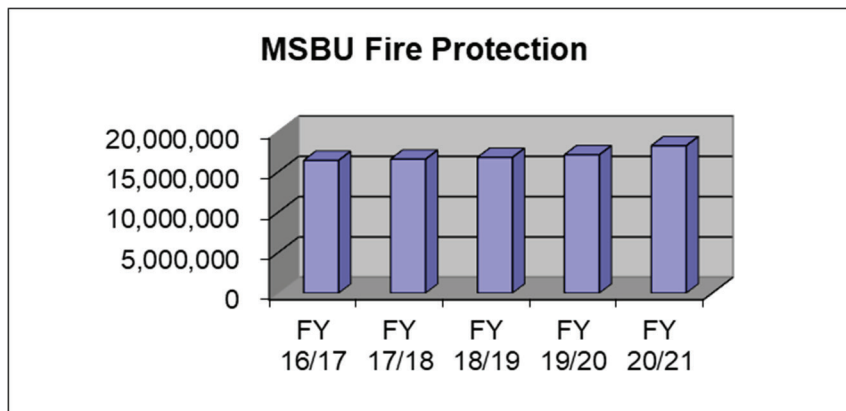
Escambia County imposes three of the five separate tourist development taxes authorized by the State Legislature. The three imposed by the county are the Original Tax at the rate of 2%, the 1% Additional Tax, and the Professional Sports Franchise Facility Tax at the rate of 1%. The revenues less the costs of administration are paid monthly to the county. The 2010 British Petroleum (BP) Deepwater Horizon oil spill incident created a 10% revenue loss over the summer months, since then BP



provided approximately \$4.4 million for tourism activities in Escambia County during FY 10/11 due to the disaster. This increase in tourism marketing for Escambia County has created consistent increases in this revenue through FY18/19. In FY 19/20 the TDT decreased 21% due to the impacts of the COVID-19 pandemic. This revenue stream is estimated using historical trends. A 5-year moving average for the percentage increase realized from year to year is used to predict the following year's receipts. The FY20/21 Adopted Budget, however, includes a marginal increase of 2% over FY 19/20 collections.

**Fire Protection MSBU Assessment**

Escambia County charges a municipal services benefit unit (MSBU) assessment to every residential, commercial and vacant property in the unincorporated areas of the County. The proceeds of this assessment are used to fund fire protection services in the 22 County Fire Stations. The MSBU accounts for 4.2% of the total County operating revenues. The rate for mainland residential properties is \$125.33, and for commercial, a minimum of \$125.33 for footages less than 2,382 sq. ft or \$.0526 per sq. ft., vacant property is also \$15.03 + \$.03/per acre and is effective as of FY 16/17. Every year the County obtains the number of residential units, commercial square footage and vacant parcels. These numbers are multiplied by the corresponding rate to estimate the revenue for the coming year.

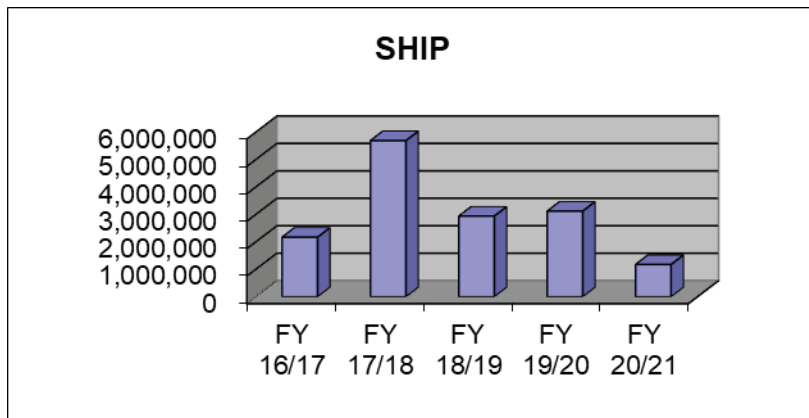


**State Housing Initiatives Partnership (SHIP) Grants**

SHIP funds are used to provide funding specifically for the preservation and development of affordable housing primarily for first time home buyers and to meet the 25% local cash matching requirements associated with the federal HUD HOME program. The State of Florida collects these funds through a documentary stamp tax on the sales of homes. These funds are then remitted to local governments based on a population-based formula.

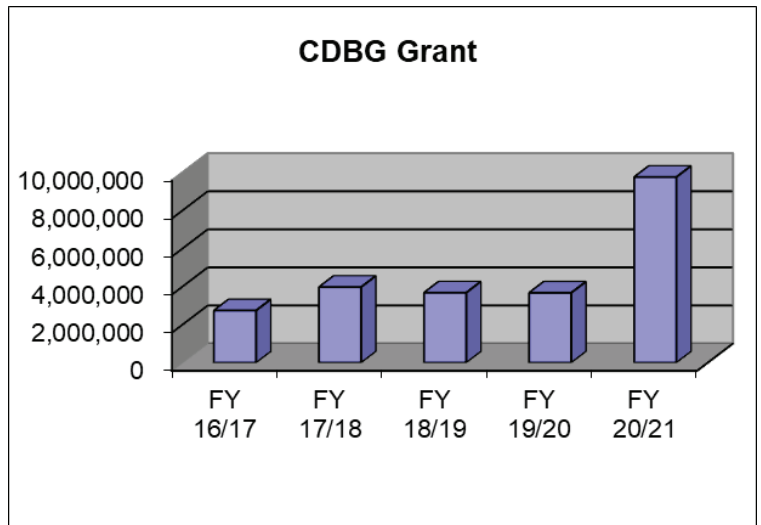
Over the last several fiscal years, these funds have been drastically reduced by the Federal Government. SHIP funds increased by roughly 6% from FY18/19 to FY19/20. FY 20/21 SHIP grant is not anticipated due to the impacts of the COVID-19 pandemic. SHIP funds represent less than 1% of the County operating revenues for FY 20/21.

Escambia County relies on the State of Florida to determine the amount of SHIP funds that will be received in a fiscal year.



**Community Development Block Grant (CDBG)**

Historical note: In 2004 Congress appropriated supplemental CDBG funds to aid various states in recovery from natural disasters. The State of Florida's portion of these funds was \$100,000,000, and Escambia County received a total of \$9,000,000 in addition to normal CDBG funds. The special allocation was required to be spent in blighted areas on eligible recovery projects, and fully expended within 2 years of receipt. CDBG funds represent less than 1% of the total County operating revenues for FY 20/21. CARES Act for the COVID-19 pandemic increased funding for FY20/21.

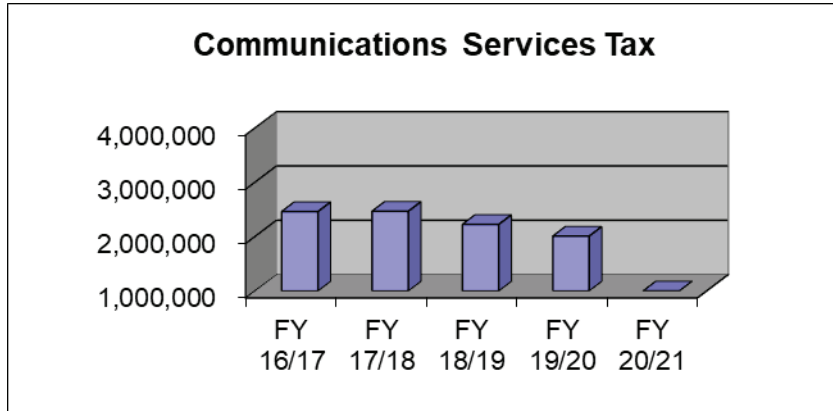


**Communications Services Tax**

The Communications Services Tax Simplification Law was enacted by the State of Florida in 2001. This tax superseded and replaced local government franchise fees for communication companies. Non-charter counties may, by ordinance, enact a tax not to exceed 1.84% on the retail sale of all communication services within the county. The definition of communication services includes voice, data, audio, video or other information or signals, including cable services that are transmitted by any medium. Escambia County currently levies this tax at 1.84%.

This revenue stream is estimated using historical trends and also accounts for less than 1% of the County's total operating revenues. A 5-year moving average for the percentage increase realized from year to year is used to predict the following year's receipts.

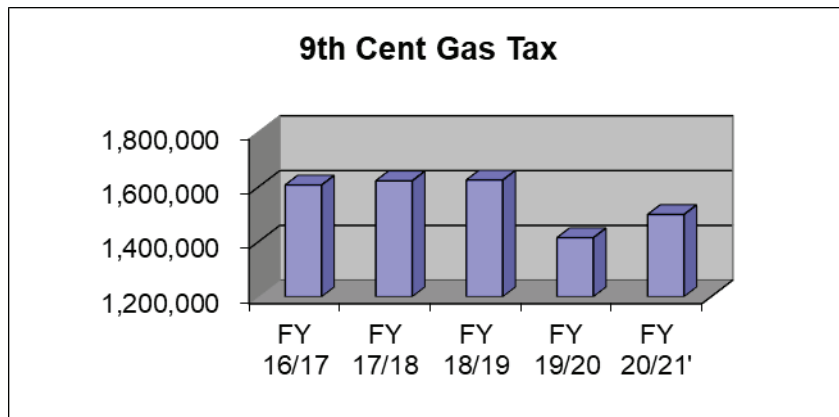
The FY20/21 Adopted Budget was reduced in conservative preparation of HB701/SB1174 to reduce the rate of the CST effective January 1, 2021.



**9th Cent Gas Tax**

The 9th Cent Fuel Tax is a locally levied tax of 1 cent on every net gallon of motor and diesel fuel sold within a county. This tax was originally levied by Escambia County in 1993 and was subsequently renewed in 2001. The proceeds of this tax are used to support the County resurfacing program and other transportation needs.

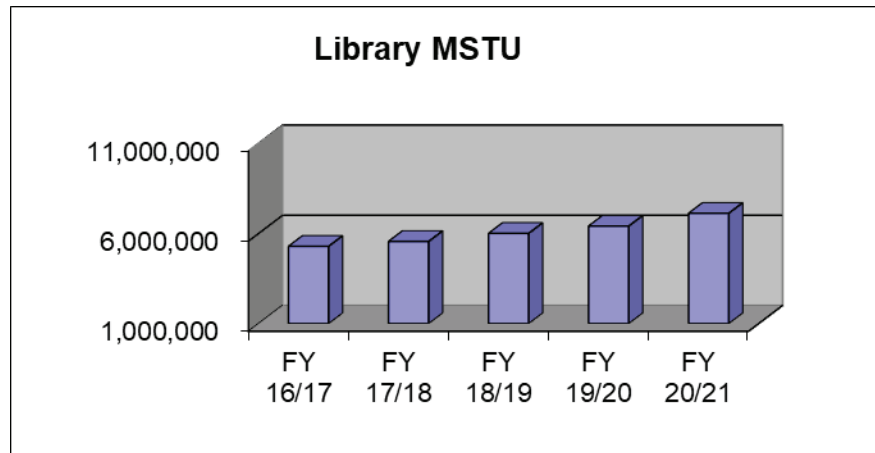
This revenue stream is estimated using historical trends and also accounts for about .34% of the County's total operating revenues. A 5-year moving average for the percentage increase realized from year to year is used to predict the following year's receipts. FY 19/20 fuel tax decreased due to the COVID-19 pandemic and FY 20/21 adjusts for the trends.



**Library MSTU**

The Library MSTU has a countywide millage levy of .359; it was also broken out from the countywide Ad-Valorem reducing that property tax rate to 6.6165 from 6.976 in FY 2013/14. The proceeds from this millage levy will be a dedicated funding source for a unified countywide Library System. This revenue generates about 1.6% of the County's total operating revenues or \$7,115,630 for the County Library System.

By July 1st of every year the Property Appraiser submits the official assessment of taxable value for all property contained in the County. This assessment of taxable value is then multiplied by the current or estimated millage rate to obtain the estimate of the property taxes to be collected for the Library MSTU.





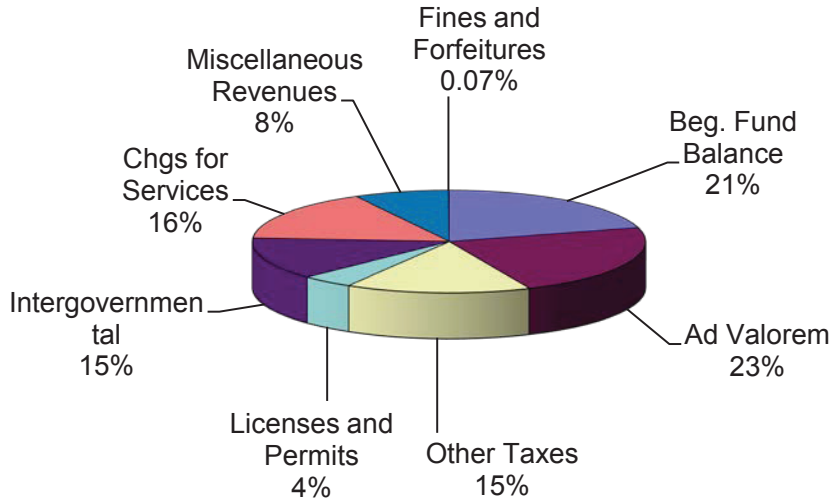
COUNTY OF ESCAMBIA  
SCHEDULE OF FUND BALANCES  
FISCAL YEAR 2020/2021



| Fund                            | Fund # | 10/1/2016    |             | 10/01/17     |            | 10/01/18     |             | 10/01/19     |             | 10/01/20     |  |
|---------------------------------|--------|--------------|-------------|--------------|------------|--------------|-------------|--------------|-------------|--------------|--|
|                                 |        | Fund Balance | Difference  | Fund Balance | Difference | Fund Balance | Difference  | Fund Balance | Difference  | Fund Balance |  |
| General                         | 001    | 42,008,418   | 131,512     | 42,139,930   | 65,890     | 42,205,820   | 2,835,962   | 45,041,782   | 1,779,015   | 46,820,797   |  |
| Escambia County Restricted Fund | 101    | 58,288       | 0           | 71,640       | (70,838)   | 802          | 29,452      | 30,254       | (8,804)     | 21,450       |  |
| Economic Development            | 102    | 105,000      | 0           | 105,000      | (48,750)   | 56,250       | (15,000)    | 41,250       | 0           | 41,250       |  |
| Code Enforcement                | 103    | 0            | 0           | 0            | 0          | 0            | 0           | 0            | 132,335     | 132,335      |  |
| Mass Transit                    | 104    | 0            | 0           | 0            | 0          | 0            | 0           | 0            | 1,804,165   | 1,804,165    |  |
| Mosquito and Arthropod          | 106    | 0            | 0           | 0            | 0          | 0            | 0           | 0            | 0           | 0            |  |
| Tourist Promotion               | 108    | 1,845,026    | (809,730)   | 1,035,296    | 414,704    | 1,450,000    | (700,000)   | 750,000      | (550,000)   | 200,000      |  |
| Other Grants Projects           | 110    | 0            | 0           | 0            | 0          | 0            | 0           | 0            | 0           | 0            |  |
| Jail Inmate Commissary          | 111    | 0            | 0           | 0            | 0          | 0            | 0           | 0            | 0           | 0            |  |
| Disaster Recover                | 112    | 0            | 0           | 0            | 0          | 0            | 0           | 0            | 0           | 0            |  |
| Library Fund                    | 113    | 0            | 0           | 0            | 0          | 0            | 0           | 0            | 3,473,684   | 3,473,684    |  |
| Misdemeanor Probation           | 114    | 5,375        | (5,375)     | 0            | 881,484    | 881,484      | (781,457)   | 100,027      | (100,027)   | 0            |  |
| Article V                       | 115    | 959,009      | (193,460)   | 765,549      | 10,077     | 775,626      | (181,794)   | 593,832      | 59,437      | 653,269      |  |
| Development Review              | 116    | 0            | 0           | 0            | 0          | 0            | 0           | 0            | 0           | 0            |  |
| Perdido Key Beach Mouse         | 117    | 0            | 0           | 0            | 0          | 0            | 0           | 0            | 0           | 0            |  |
| RESTORE                         | 118    | 0            | 0           | 0            | 0          | 0            | 0           | 0            | 68,930      | 68,930       |  |
| COVID Escambia                  | 119    | 0            | 0           | 0            | 0          | 0            | 0           | 0            | 0           | 0            |  |
| SHIP                            | 120    | 0            | 0           | 0            | 0          | 0            | 0           | 0            | 0           | 0            |  |
| Law Enforcement Trust           | 121    | 0            | 0           | 0            | 0          | 0            | 0           | 0            | 0           | 0            |  |
| Escambia Affordable Housing     | 124    | 1,461,000    | 0           | 1,461,000    | (26,600)   | 1,434,400    | 154,194     | 1,588,594    | (185,014)   | 1,403,580    |  |
| CDBG Entitlement                | 129    | 0            | 0           | 0            | 0          | 0            | 0           | 0            | 0           | 0            |  |
| Handicapped Parking             | 130    | 0            | 0           | 0            | 16,728     | 16,728       | 7,455       | 24,183       | 0           | 24,183       |  |
| Family Mediation                | 131    | 80,000       | 0           | 80,000       | 0          | 80,000       | 0           | 80,000       | 0           | 80,000       |  |
| Fire Protection                 | 143    | 1,999,914    | (98,494)    | 1,901,420    | 112,101    | 2,013,521    | (455,374)   | 1,558,147    | (1,082,570) | 475,577      |  |
| E-911 Operations                | 145    | 0            | 0           | 0            | 139,106    | 139,106      | 155,498     | 294,604      | (186,612)   | 107,992      |  |
| HUD CDBG Housing Rehab Loan     | 146    | 0            | 0           | 0            | 0          | 0            | 0           | 0            | 0           | 0            |  |
| HUD HOME                        | 147    | 0            | 0           | 0            | 0          | 0            | 0           | 0            | 0           | 0            |  |
| Community Redevelopment Agency  | 151    | 412,259      | 0           | 574,396      | 469,327    | 1,043,723    | (413,969)   | 629,754      | (18,392)    | 611,362      |  |
| Bob Sikes Toll                  | 167    | 0            | 0           | 0            | 0          | 0            | 0           | 0            | 2,795,389   | 2,795,389    |  |
| Transportation Trust            | 175    | 0            | 0           | 0            | 0          | 0            | 0           | 0            | 2,000,000   | 2,000,000    |  |
| MSBU Assessment Program         | 177    | 68,030       | 7,495       | 75,525       | (9,616)    | 65,909       | 45,042      | 110,951      | (17,132)    | 93,819       |  |
| Master Drainage Basin           | 181    | 0            | 0           | 0            | 0          | 0            | 0           | 0            | 0           | 0            |  |
| Debt Service                    | 203    | 0            | 803,983     | 803,983      | (303,983)  | 500,000      | (500,000)   | 0            | 0           | 0            |  |
| Series 2017 Project fund        | 311    | 0            | 0           | 0            | 0          | 0            | 0           | 0            | 18,576,000  | 18,576,000   |  |
| FTA Capital                     | 320    | 0            | 0           | 0            | 0          | 0            | 0           | 0            | 0           | 0            |  |
| Local Option Sales Tax III      | 352    | 200,000      | (200,000)   | 0            | 0          | 0            | 0           | 0            | 35,000,000  | 35,000,000   |  |
| Local Option Sales Tax IV       | 353    | 0            | 0           | 0            | 0          | 0            | 0           | 0            | 0           | 0            |  |
| Solid Waste Fund                | 401    | 2,658,716    | (2,240,077) | 418,639      | 2,903,412  | 3,322,051    | (1,969,242) | 1,352,809    | 2,573,772   | 3,926,581    |  |
| Inspection Fund                 | 406    | 190,303      | (130,178)   | 60,125       | 355,667    | 415,792      | (350,393)   | 65,399       | 160,102     | 225,501      |  |
| Emergency Medical Services      | 408    | 1,466,969    | 3,986,768   | 5,453,737    | 492,321    | 5,946,058    | (996,058)   | 4,950,000    | (2,582,849) | 2,367,151    |  |
| Bay Center Fund                 | 409    | 0            | 0           | 0            | 0          | 0            | 0           | 0            | 0           | 0            |  |
| Internal Service                | 501    | 0            | 0           | 0            | 0          | 0            | 0           | 0            | 277,857     | 277,857      |  |

\*Note: Overall use of Fund Balance has increased by \$63.9 million from the prior Fiscal Year.  
Fund 311 increased due to use of fund balance to complete project funded by bond proceeds.  
Fund 352 increased due to use of fund balance to complete projects funded by Local Option Sales Tax.  
Remaining funds increased due to the need for additional fund balance.

# REVENUE BY SOURCE



**Beginning Fund Balance     \$121,180,872**

Includes beginning fund balances which are funds remaining at the end of the year after all bills have been paid and are incorporated as part of the subsequent year's budget, loan proceeds, and other non-revenue adjustments.

**Ad Valorem                         \$133,775,934**

Taxes levied on the assessed value of real property (also known as "Property Taxes").

**Other Taxes                         \$89,147,201**

Includes all sale or use taxes such as the Local Option Sales, Gas, Tourist Development, and Franchise Fees.

**Licenses and Permits         \$24,992,395**

Fees collected from the sale of County licenses and permits.

**Intergovernmental             \$78,154,038**

Includes all revenue received from federal, state, and other local government sources in the form of grants and shared revenues.

**Charges for Services         \$94,429,583**

Charges for services performed by County Government such as landfill tip fees.

**Fines and Forfeitures         \$421,100**

Includes revenues received from fines and penalties imposed for the commission of statutory offenses, violation of lawful administrative rules and regulations.

**Miscellaneous Revenues     \$45,832,161**

Includes interest on County owned investments, sale of surplus assets, interfund transfers, statutory requirement to reduction of 5% of revenues, depreciation, and debt proceeds.

**COUNTY OF ESCAMBIA  
DETAIL OF INTERFUND TRANSFERS**



| Fund                           | Description/Analysis |              |            |              |
|--------------------------------|----------------------|--------------|------------|--------------|
|                                | To Fund:             | Amount       | From Fund: | Amount       |
| 001 General                    | 102                  | 50,000       | 114        | 0            |
|                                | 104                  | 0            | 115        | 760,000      |
|                                | 114                  | 558,808      |            |              |
|                                | 115                  | 708,093      | 143        | 286,380      |
|                                | 118                  | 15,000       |            |              |
|                                | 151                  | 3,652,628    | 145        | 658,222      |
|                                | 175                  | 8,523,675    | 408        | 359,834      |
|                                | 203                  | 5,410,734    | 401        | 64,000       |
|                                | 408                  | 0            |            |              |
| 102 Economic Development       |                      |              | 001        | 50,000       |
| 108 Tourist Promotion          | 409                  | 1,500,000    |            |              |
| 114 Misdemeanor Probation Fund |                      |              | 001        | 558,808      |
| 115 Article V Trust Fund       | 001                  | 760,000      | 001        | 708,093      |
|                                |                      |              | 353        | 615,489      |
| 115 RESTORE Fund               |                      |              | 118        | 15,000       |
| 129 CDBG HUD Entitlement Fund  | 151                  | 17,500       |            |              |
| 143 Fire Protection            | 001                  | 286,380      | 408        | 644,034      |
| 145 E-911 Emergency            | 001                  | 658,222      |            |              |
| 151 CRA - Expendable Trust     |                      |              | 001        | 3,652,628    |
|                                |                      |              | 129        | 17,500       |
| 167 Bob Sikes Toll Bridge      | 203                  | 1,345,750    |            |              |
| 175 Transportation Trust       |                      |              | 001        | 8,523,675    |
|                                |                      |              | 401        | 588,960      |
| 203 Debt Service Fund          |                      |              | 001        | 5,410,734    |
|                                |                      |              | 167        | 1,345,750    |
|                                |                      |              | 353        | 4,195,700    |
| 353 Local Option Sales Tax IV  | 115                  | 615,489      |            |              |
|                                | 203                  | 4,195,700    |            |              |
| 401 Solid Waste                | 001                  | 64,000       |            |              |
|                                | 175                  | 588,960      |            |              |
| 408 Emergency Medical Services | 001                  | 359,834      |            |              |
|                                | 143                  | 644,034      |            |              |
| 409 Bay Center                 |                      |              | 108        | 1,500,000    |
| Totals                         |                      | \$29,954,807 |            | \$29,954,807 |

**COUNTY OF ESCAMBIA  
DETAIL OF PROVISIONS FOR RESERVES**



| Fund                                   | Fund # | Reserve Balance<br>FY 2017/18 | Reserve Balance<br>FY 2018/19 | Adopted Reserve Balance<br>FY 2019/20 | Adopted Reserve Balance<br>FY 2020/21 |
|--|--------|-------------------------------|-------------------------------|---------------------------------------|---------------------------------------|
| General                                | 001    | 27,193,661                    | 28,537,305                    | 29,095,582                            | 28,286,846                            |
| Escambia County Restricted ®           | 101    | 0                             | 1,273                         | 362                                   | 4,853                                 |
| Economic Development ®                 | 102    | 0                             | 30,000                        | 15,000                                | 15,000                                |
| Code Enforcement ®                     | 103    | 7,727                         | 17,716                        | 9,427                                 | 55,055                                |
| Mass Transit ®                         | 104    | 0                             | 84,764                        | 272,332                               | 0                                     |
| Mosquito and Arthropod ®               | 106    | 0                             | 0                             | 0                                     | 0                                     |
| Tourist Promotion ®                    | 108    | 550,000                       | 550,000                       | 550,000                               | 746,139                               |
| Other Grants Projects ®                | 110    | 206,005                       | 197,505                       | 196,928                               | 174,928                               |
| Jail Inmate Commissary ®               | 111    | 0                             | 25,449                        | 134,745                               | 113,492                               |
| Disaster Recovery ®                    | 112    | 0                             | 0                             | 0                                     | 0                                     |
| Library Fund ®                         | 113    | 0                             | 561,770                       | 514,394                               | 78,336                                |
| Misdemeanor Probation ®                | 114    | 0                             | 0                             | 0                                     | 0                                     |
| Article V Fine & Forfeiture Fund ®     | 115    | 341,503                       | 300,862                       | 252,452                               | 245,390                               |
| Development Review Fee ®               | 116    | 3,961                         | 38,999                        | 0                                     | 14,821                                |
| Perdido Key Beach Mouse In-Lieu Fee ®  | 117    | 0                             | 0                             | 0                                     | 41,601                                |
| Restore ®                              | 118    | 0                             | 0                             | 0                                     | 0                                     |
| Covid Escambia                         | 119    | 0                             | 0                             | 0                                     | 0                                     |
| SHIP ®                                 | 120    | 89,561                        | 0                             | 5,000                                 | 0                                     |
| Law Enforcement Trust ®                | 121    | 0                             | 0                             | 0                                     | 0                                     |
| Escambia Affordable Housing ®          | 124    | 1,064,820                     | 1,057,820                     | 1,000,000                             | 1,000,000                             |
| CDBG Entitlement ®                     | 129    | 1,472                         | 21,399                        | 50,000                                | 101,012                               |
| Handicapped Parking Fines ®            | 130    | 0                             | 0                             | 0                                     | 0                                     |
| Family Mediation ®                     | 131    | 65,898                        | 65,898                        | 65,898                                | 65,898                                |
| Fire Protection ®                      | 143    | 0                             | 0                             | 50,000                                | 0                                     |
| E-911 Operations ®                     | 145    | 0                             | 0                             | 0                                     | 0                                     |
| HUD CDBG Housing Rehab Loan ®          | 146    | 0                             | 0                             | 0                                     | 0                                     |
| HUD-HOME Fund ®                        | 147    | 0                             | 21,285                        | 13,490                                | 7,576                                 |
| Community Redevelopment Agency ®       | 151    | 0                             | 0                             | 150,958                               | 183,917                               |
| Bob Sikes Toll ®                       | 167    | 543,172                       | 611,406                       | 442,909                               | 571,984                               |
| Transportation Trust ®                 | 175    | 38,262                        | 48,054                        | 38,656                                | 0                                     |
| MSBU Program Fund ®                    | 177    | 44,055                        | 44,055                        | 47,955                                | 31,041                                |
| Master Drainage Basin Fund ®           | 181    | 0                             | 0                             | 0                                     | 0                                     |
| Debt Service ®                         | 203    | 503,000                       | 0                             | 0                                     | 0                                     |
| Series 2017 Capital Project Fund ®     | 311    | 0                             | 0                             | 0                                     | 0                                     |
| FTA Capital ®                          | 320    | 0                             | 0                             | 0                                     | 0                                     |
| Local Option Sales Tax III ®           | 352    | 286,039                       | 0                             | 0                                     | 0                                     |
| Local Option Sales Tax IV ®            | 353    | 24,194,522                    | 21,631,640                    | 10,090,410                            | 4,443,315                             |
| Solid Waste ®                          | 401    | 714,456                       | 114,539                       | 327,068                               | 874,138                               |
| Inspections ®                          | 406    | 88,338                        | 0                             | 47,574                                | 65,060                                |
| Emergency Medical Services             | 408    | 29,891                        | 0                             | 300,000                               | 12,488                                |
| Bay Center ®                           | 409    | 0                             | 0                             | 0                                     | 0                                     |
| Internal Service Fund ®                | 501    | 0                             | 10,000                        | 10,000                                | 0                                     |
| <b>® Indicates Restricted Reserves</b> |        |                               |                               |                                       |                                       |
| <b>Total All Funds</b>                 |        | <b>\$55,966,343</b>           | <b>\$53,971,739</b>           | <b>\$43,681,140</b>                   | <b>\$37,132,890</b>                   |



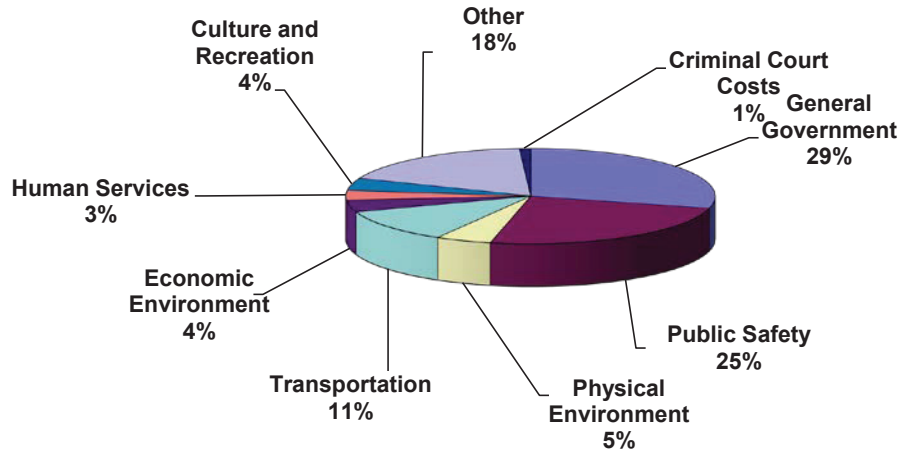
**BUDGET SUMMARY**  
**COUNTY OF ESCAMBIA - FISCAL YEAR 2020/21**

\*THE ADOPTED OPERATING BUDGET EXPENDITURES OF THE ESCAMBIA COUNTY BOARD OF COUNTY COMMISSIONERS ARE 19.2% MORE THAN LAST YEARS TOTAL OPERATING EXPENDITURES.

|   | GENERAL FUND          | SPECIAL REVENUE FUNDS | DEBT SERVICE        | CAPITAL PROJECTS FUNDS | ENTERPRISE FUNDS    | INTERNAL SERVICE FUNDS | TRUST & AGENCY FUNDS | TOTAL                |
|---|-----------------------|-----------------------|---------------------|------------------------|---------------------|------------------------|----------------------|----------------------|
| <b>FUND BALANCES BROUGHT FORWARD</b>                | \$ 46,820,797         | \$13,986,985          | \$0                 | \$53,576,000           | \$6,519,233         | \$277,857              | \$0                  | \$121,180,872        |
| <b>ESTIMATED REVENUES:</b>                          |                       |                       |                     |                        |                     |                        |                      |                      |
| Taxes:  |                       |                       |                     |                        |                     |                        |                      |                      |
| Ad Valorem Taxes                                    | 124,586,456           |                       |                     |                        |                     |                        |                      | 124,586,456          |
| Sheriff MSTU  | 9,189,478             |                       |                     |                        |                     |                        |                      | 9,189,478            |
| Library MSTU  | 0                     | 6,759,849             |                     |                        |                     |                        |                      | 6,759,849            |
| Sales and Use Taxes                                 | 755,259               | 22,675,379            | 0                   | 46,582,869             | 0                   | 0                      | 0                    | 70,013,507           |
| Franchise Taxes                                     | 12,373,845            | 0                     | 0                   | 0                      | 0                   | 0                      | 0                    | 12,373,845           |
| Licenses and Permits                                | 1,292,190             | 21,030,205            | 0                   | 0                      | 2,670,000           | 0                      | 0                    | 24,992,395           |
| Intergovernmental Revenue                           | 35,635,100            | 42,518,938            | 0                   | 0                      | 0                   | 0                      | 0                    | 78,154,038           |
| Charges for Services                                | 1,797,210             | 9,982,150             | 0                   | 171,000                | 39,681,478          | 42,797,745             | 0                    | 94,429,583           |
| Fines and Forfeitures                               | 64,600                | 351,500               | 0                   | 0                      | 5,000               | 0                      | 0                    | 421,100              |
| Other   | 6,043,330             | 16,789,172            | 13,261,538          | 0                      | 9,360,374           | 377,747                | 0                    | 45,832,161           |
| <b>TOTAL REVENUES AND OTHER FINANCING SOURCES</b>   | 191,737,468           | 120,107,193           | 13,261,538          | 46,753,869             | 51,716,852          | 43,175,492             | 0                    | 466,752,412          |
| <b>TOTAL ESTIMATED REVENUES AND BALANCES</b>        | <b>\$238,558,265</b>  | <b>\$134,094,178</b>  | <b>\$13,261,538</b> | <b>\$100,329,869</b>   | <b>\$58,236,085</b> | <b>\$43,453,349</b>    | <b>\$0</b>           | <b>\$587,933,284</b> |
| <b>EXPENDITURES/EXPENSES:</b>                       |                       |                       |                     |                        |                     |                        |                      |                      |
| General Government                                  | 49,832,309            | 8,979,757             | 13,261,538          | 21,497,168             | 592,868             | 43,453,349             | 0                    | 137,616,989          |
| Public Safety                                       | 50,462,261            | 32,608,515            | 0                   | 35,324,948             | 24,856,046          | 0                      | 0                    | 143,251,770          |
| Physical Environment                                | 1,663,566             | 2,804,403             | 0                   | 1,732,879              | 21,434,553          | 0                      | 0                    | 27,635,401           |
| Transportation                                      | 2,922,295             | 32,930,665            | 0                   | 30,093,364             | 0                   | 0                      | 0                    | 65,946,324           |
| Economic Environment                                | 0                     | 20,206,652            | 0                   | 1,725,476              | 0                   | 0                      | 0                    | 21,932,128           |
| Human Services                                      | 3,888,740             | 14,443,613            | 0                   | 691,866                | 0                   | 0                      | 0                    | 19,024,219           |
| Culture and Recreation                              | 1,546,347             | 10,512,543            | 0                   | 3,865,364              | 8,744,104           | 0                      | 0                    | 24,668,358           |
| Other Financing Uses                                | 99,955,901            | 3,790,352             | 0                   | 0                      | 1,656,828           | 0                      | 0                    | 105,403,081          |
| Criminal Court Costs                                | 0                     | 4,366,635             | 0                   | 955,489                | 0                   | 0                      | 0                    | 5,322,124            |
| <b>TOTAL EXPENDITURES/EXPENSES</b>                  | 210,271,419           | 130,643,135           | 13,261,538          | 95,886,554             | 57,284,399          | 43,453,349             | 0                    | 550,800,394          |
| Reserves  | 28,286,846            | 3,451,043             | 0                   | 4,443,315              | 951,686             | 0                      | 0                    | 37,132,890           |
| <b>TOTAL APPROPRIATED EXPENDITURES AND RESERVES</b> | <b>\$ 238,558,265</b> | <b>\$134,094,178</b>  | <b>\$13,261,538</b> | <b>\$100,329,869</b>   | <b>\$58,236,085</b> | <b>\$43,453,349</b>    | <b>\$0</b>           | <b>\$587,933,284</b> |

\* THE TENTATIVE, ADOPTED, AND/OR FINAL BUDGETS ARE ON FILE IN THE OFFICE OF THE ABOVE MENTIONED TAXING AUTHORITY AS A PUBLIC RECORD.

# EXPENDITURES BY FUNCTION

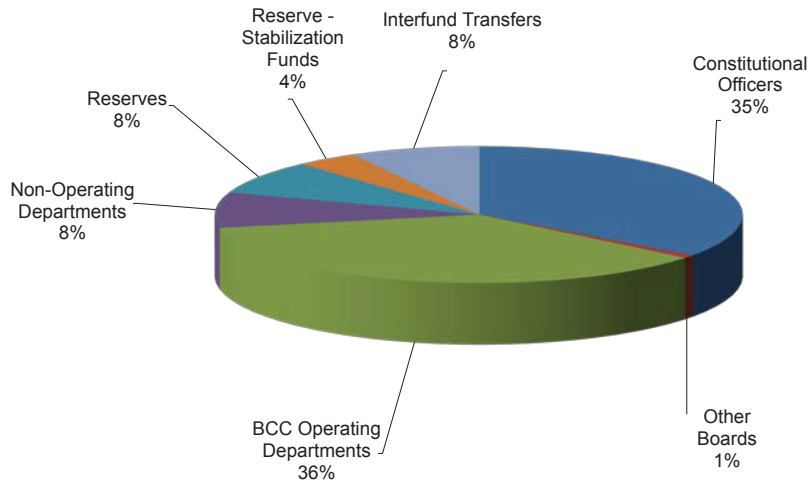


|   |                      |
|---|----------------------|
| <b><u>General Government</u></b>  | <b>\$171,117,872</b> |
| Services provided by the County for the benefit of the public and governmental body as a whole that include: legislative, financial/administrative, legal, comprehensive planning and other general government services. This also includes reserves. |                      |
| <b><u>Public Safety</u></b>   | <b>\$143,502,718</b> |
| Services provided by the County for the safety and security of the public that includes: animal control, fire control, emergency and disaster relief, and other public safety services.   |                      |
| <b><u>Physical Environment</u></b>  | <b>\$28,582,181</b>  |
| Functions performed by the County to achieve a satisfactory living environment for the community as a whole that includes: solid waste disposal, conservation and resource management, and mosquito and arthropod.                                    |                      |
| <b><u>Transportation</u></b>  | <b>\$65,946,324</b>  |
| Expenditures for developing and improving the safe and adequate flow of vehicles, travelers and pedestrians which includes road and street facilities.  |                      |
| <b><u>Economic Environment</u></b>  | <b>\$23,801,855</b>  |
| Expenditures used to develop and improve the economic condition of the community and its citizens that includes: industrial development, housing and urban development and other human services.  |                      |
| <b><u>Human Services</u></b>  | <b>\$19,024,219</b>  |
| Expenditures with the purpose of promoting the general health and well-being of the community as a whole that includes: health and mental health, welfare and other human services.   |                      |
| <b><u>Culture and Recreation</u></b>  | <b>\$24,746,694</b>  |
| Expenditures to provide county residents opportunities and facilities for cultural, recreational, and educational programs that include: libraries, parks and recreation, Civic Center and other cultural and recreational services.                  |                      |
| <b><u>Other</u></b>   | <b>\$105,403,081</b> |
| Expenditures to record transfers to Constitutional Officers, Self Insurance and operating funds and reserves.   |                      |
| <b><u>Criminal Court Costs</u></b>  | <b>\$5,808,340</b>   |
| Expenditures to provide funding of court systems and other criminal court costs.  |                      |



## Escambia County General Fund

### Budget FY 2021/21




| <u>Constitutional Officers</u> | <u>Amount</u>              | <u>BCC Operating Departments</u> | <u>Amount</u>              | <u>Non-Operating Departments</u>         | <u>Amount</u>              |
|--------------------------------|----------------------------|----------------------------------|----------------------------|--|----------------------------|
| Property Appraiser             | \$ 6,517,507               | Board of County Commissioners    | \$ 1,757,248               | Inter-Fund Transfers:                    |                            |
| Tax Collector                  | 5,183,069                  | Corrections                      |                            | Debt Service                             | \$ 5,410,734               |
| Clerk of Courts                | 3,596,520                  | Pre-Trial Release                | 777,880                    | Transportation Trust - Engineering/Roads | 1,070,114                  |
| Sheriff                        | 65,739,867                 | Detention/Jail/Medical           | 42,159,450                 | Transportation Trust - Road Prison       | 7,453,561                  |
| Supervisor of Elections        | 2,653,101                  | County Attorney                  | 1,587,893                  | Misdemeanor Probation                    | 558,808                    |
|                                |                            | County Administration            | 2,103,737                  | County Redevelopment Agency TIF          | 3,652,628                  |
|                                |                            | Budget                           | 752,952                    | Judicial - Article V                     | 708,093                    |
|                                |                            | Purchasing                       | 641,385                    | RESTORE                                  | 15,000                     |
|                                |                            | Neighborhood & Human Services    |                            | Economic Development                     | 50,000                     |
|                                |                            | Neighborhood Services Admin      | 1,884,124                  | Reserves:                                |                            |
|                                |                            | Building Services                |                            | Contingency                              | 17,503,898                 |
|                                |                            | Animal Services Administration   | 2,241,815                  | Stabilization                            | 9,130,305                  |
|                                |                            | Extension Services               | 711,910                    | Operating                                | 500,000                    |
|                                |                            | Natural Resources Management     |                            | Sheriff (Mediated)                       | 1,000,000                  |
|                                |                            | Mosquito Control                 | 588,732                    | Corrections Academies                    | 50,000                     |
|                                |                            | Natural Resources Management     | 1,401,712                  | Department of Juvenile Justice           | 4,076,708                  |
|                                |                            | Human Resources                  | 935,138                    | Payment to Community Partners            | 1,530,570                  |
|                                |                            | Information Technology           | 5,635,668                  | Other Operating/Capital:                 |                            |
|                                |                            | Planning & Zoning                | 1,264,890                  | Medical Assistance/Medicaid              | 5,700,000                  |
|                                |                            | GIS                              | 356,641                    | Community Tax Increment Financing        | 4,955,136                  |
|                                |                            | Facilities Management            | 11,721,932                 | Other                                    | 3,729,168                  |
|                                |                            | Public Works                     |                            |  |                            |
|                                |                            | SRI Public Works                 | 2,619,375                  |  |                            |
|                                |                            | Parks                            |                            |  |                            |
|                                |                            | Parks Maintenance                | 1,289,088                  |  |                            |
|                                |                            | Parks Recreation                 | 257,259                    |  |                            |
|                                |                            | Public Safety                    |                            |  |                            |
|                                |                            | Emergency Management             | 684,663                    |  |                            |
|                                |                            | Emergency Communications         | 3,374,892                  |  |                            |
|                                |                            | SRI Public Safety                | 1,132,843                  |  |                            |
| <b>Total</b>                   | <b><u>\$85,582,315</u></b> |                                  | <b><u>\$85,881,227</u></b> |  | <b><u>\$67,094,723</u></b> |

# FY 2020/21 POSITION SUMMARY BY DEPARTMENT

| Departments  | FY<br>2016 / 2017 | FY<br>2017 / 2018 | FY<br>2018 / 2019 | FY<br>2019 / 2020 | FY<br>2020 / 2021 |
|--|-------------------|-------------------|-------------------|-------------------|-------------------|
| <b>Board of County Commissioners</b>               |                   |                   |                   |                   |                   |
| Animal Services                                    | 31.00             | 32.00             | 33.00             | 33.00             | 34.00             |
| Board of County Commissioners                      | 10.00             | 10.00             | 10.00             | 10.00             | 10.00             |
| Building Services Department                       | 34.00             | 32.00             | 36.00             | 33.00             | 37.00             |
| Community & Media Relations                        | 4.00              | 4.00              | 4.00              | 4.00              | 4.00              |
| Corrections Department                             | 580.00            | 576.00            | 575.00            | 624.00            | 648.00            |
| County Administration                              | 9.00              | 9.00              | 9.00              | 14.00             | 13.00             |
| County Attorney                                    | 13.00             | 13.00             | 13.00             | 12.00             | 12.00             |
| Development Services Department                    | 29.00             | 28.00             | 28.00             | 28.00             | 28.00             |
| Engineering Department                             | 0.00              | 0.00              | 0.00              | 52.00             | 52.00             |
| Extension Services                                 | 0.00              | 15.00             | 15.00             | 15.00             | 15.00             |
| Facilities Management Department                   | 66.00             | 64.00             | 64.00             | 64.00             | 67.00             |
| Human Resources Department                         | 16.00             | 15.00             | 14.00             | 13.00             | 19.00             |
| Information Resources Department                   | 22.00             | 22.00             | 22.00             | 25.00             | 24.00             |
| Library Services Department                        | 77.00             | 76.00             | 76.00             | 76.00             | 83.00             |
| Management & Budget Services Department/Purchasing | 13.00             | 13.00             | 13.00             | 16.00             | 15.00             |
| Mass Transit Department                            | 0.00              | 129.00            | 140.00            | 140.00            | 140.00            |
| Natural Resources Management Department            | 60.00             | 47.00             | 50.00             | 54.00             | 56.00             |
| Neighborhood & Human Services Department           | 20.00             | 22.00             | 22.00             | 22.00             | 22.00             |
| Parks and Recreation Department                    | 27.00             | 27.00             | 27.00             | 29.00             | 29.00             |
| Public Safety Department                           | 474.00            | 487.00            | 488.00            | 495.00            | 495.00            |
| Public Works Department                            | 229.00            | 228.00            | 228.00            | 179.00            | 179.00            |
| Risk Management                                    | 5.00              | 5.00              | 5.00              | 5.00              | 5.00              |
| Waste Services Department                          | 47.00             | 46.00             | 46.00             | 46.00             | 46.00             |
| <b>Total Board of County Commissioners</b>         | <b>1,766.00</b>   | <b>1,900.00</b>   | <b>1,918.00</b>   | <b>1,989.00</b>   | <b>2,033.00</b>   |
| <b>Constitutional Officers / Judicial</b>          |                   |                   |                   |                   |                   |
| Property Appraiser                                 | 70.00             | 70.00             | 71.00             | 71.00             | 71.00             |
| Clerk of the Courts                                | 42.66             | 41.54             | 42.49             | 42.60             | 42.60             |
| Sheriff  | 704.00            | 704.00            | 693.00            | 693.00            | 693.00            |
| Supervisor of Elections                            | 15.00             | 15.00             | 15.00             | 15.00             | 15.00             |
| Tax Collector                                      | 100.00            | 103.00            | 103.00            | 105.00            | 105.00            |
| Court Administrator                                | 18.00             | 19.00             | 17.00             | 18.00             | 18.00             |
| <b>Total Constitutional Officers/Judicial</b>      | <b>949.66</b>     | <b>952.54</b>     | <b>941.49</b>     | <b>944.60</b>     | <b>944.60</b>     |
| <b>GRAND TOTAL</b>                                 | <b>2,715.66</b>   | <b>2,852.54</b>   | <b>2,859.49</b>   | <b>2,933.60</b>   | <b>2,977.60</b>   |
| Employees per 10,000 in Population                 | 86.77             | 91.14             | 91.25             | 92.09             | 93.47             |

### Significant Changes

- Public Safety added 6 Lieutenants and 18 Firefighters in FY 16/17.
- Public Safety added 12 Emergency Medical Specialists and an EMS Education Coordinator in FY 17/18
- Mass Transit added 10 part-time bus operators & 1 Admin. Asst position for FY 18/19.
- Corrections added 49 positions in anticipation of opening the new jail facility in FY 19/20
- County Administration added 4 positions in FY 19/20 for the Compliance and Ethics Division
- Public Safety added 8 Emergency Medical Specialists and eliminated an EMS Division Manager position in FY 19/20
- Corrections added 29 positions in anticipation of opening the new jail facility in FY 20/21
- Library Services added 7 positions in anticipation of opening a new library in Bellview in FY 20/21



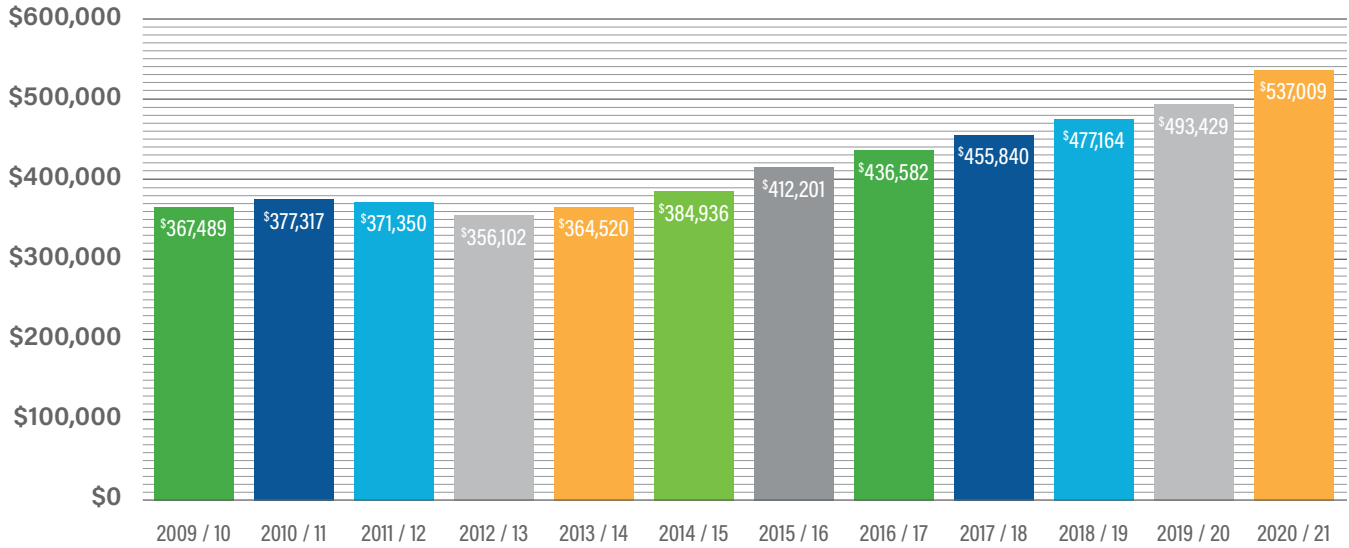
---

ADOPTED  
**BUDGET**

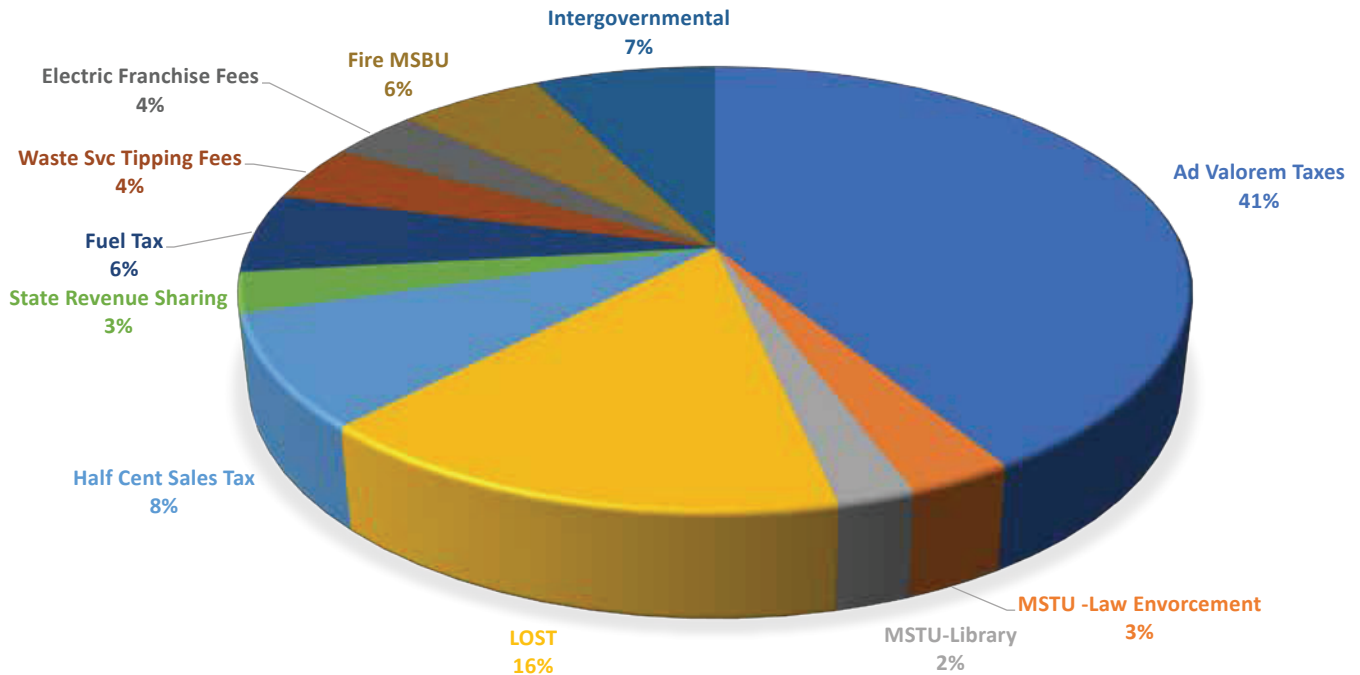
Fiscal Year 2020 / 2021

---

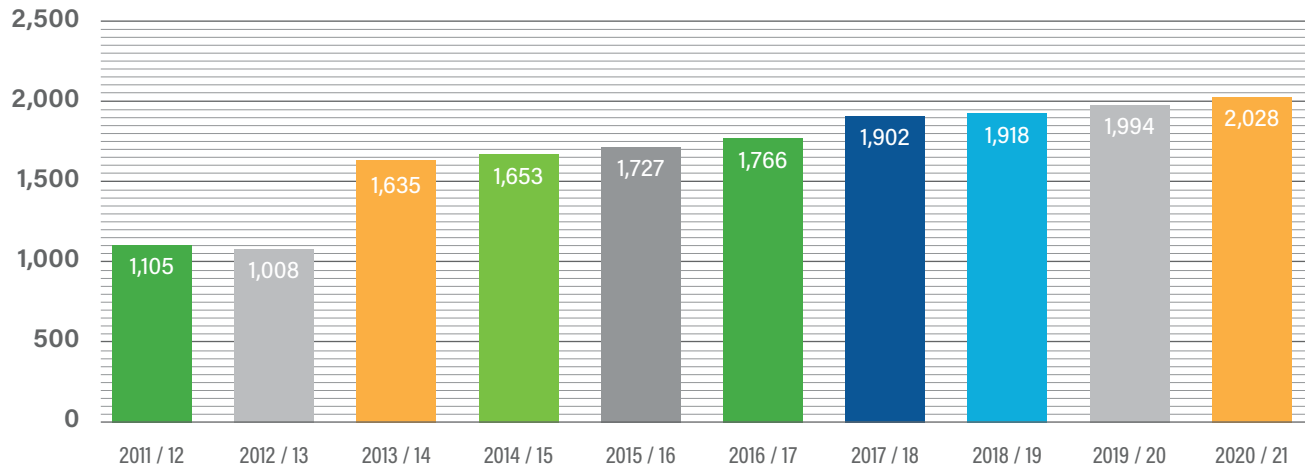
# Adopted Budget



# Revenue Funding



# Number of Positions



**Position Classification**

**Number of Positions**

**NEW POSITIONS**

|   |    |
|---|----|
| Administrative Assistant (AS).....                  | 1  |
| Detention Assistants (COR).....                     | 11 |
| Jail Correction Officers (COR).....                 | 16 |
| Jail Correction Sergeants (COR).....                | 2  |
| Benefits Coordinator (HR).....                      | 1  |
| Clerk I (LIB) (Bellview).....                       | 1  |
| Clerk II (LIB) (Bellview).....                      | 1  |
| Clerk III (LIB) (Bellview).....                     | 1  |
| Customer Service Technician (LIB) (Bellview).....   | 1  |
| Librarian (LIB) (Bellview).....                     | 1  |
| Library Computer Technician (LIB) (Bellview).....   | 1  |
| Senior Librarian (LIB) (Bellview).....              | 1  |
| Environmental Analyst (NRM).....                    | 1  |
| <i>(Approved by the BCC on 2/6/2020 - Fund 117)</i> |    |
| Environmental Technician (NRM).....                 | 1  |
| Emergency Communications Quality Tech (PS).....     | 1  |

**TOTAL NEW POSITIONS**

**41**

**ELIMINATED POSITIONS**


|   |    |
|---|----|
| Building Code Enforcement Officer (BS).....   | -1 |
| Division Manager (County Administration)..... | -1 |
| <i>(Hired As Contract)</i>                    |    |
| Criminal Justice Spec II (COR).....           | -1 |
| Jail Office Support Assistant (COR).....      | -1 |
| Info Technology Coordinator (IT).....         | -1 |
| Maintenance Technician (MT).....              | -1 |
| Internal Affairs Investigator (PS).....       | -1 |
| <i>(Salary was split between 3 funds)</i>     |    |

**TOTAL ELIMINATED POSITIONS**

**-7**

**NET TOTAL**

**34**



District 1  
Jeff Bergosh



District 2  
Doug Underhill



District 3  
Lumon May



District 4  
Robert Bender



District 5  
Steven Barry

---

# BOARD OF COUNTY COMMISSIONERS

---

To provide efficient, responsive services that enhance the quality of life,  
meet common needs, and promote a safe and healthy community.





# Escambia County Board of County Commissioners Organizational Chart

## Citizens of Escambia County Board of County Commissioners

**County Administrator**  
Janice P. Gilley

**County Attorney**  
Alison Rogers

**Community and Media Relations**  
Laura Coale, Director

**Extension Services and 4-H**  
Nick Simmons, Director

**Human Resources**  
Jana Still, Director

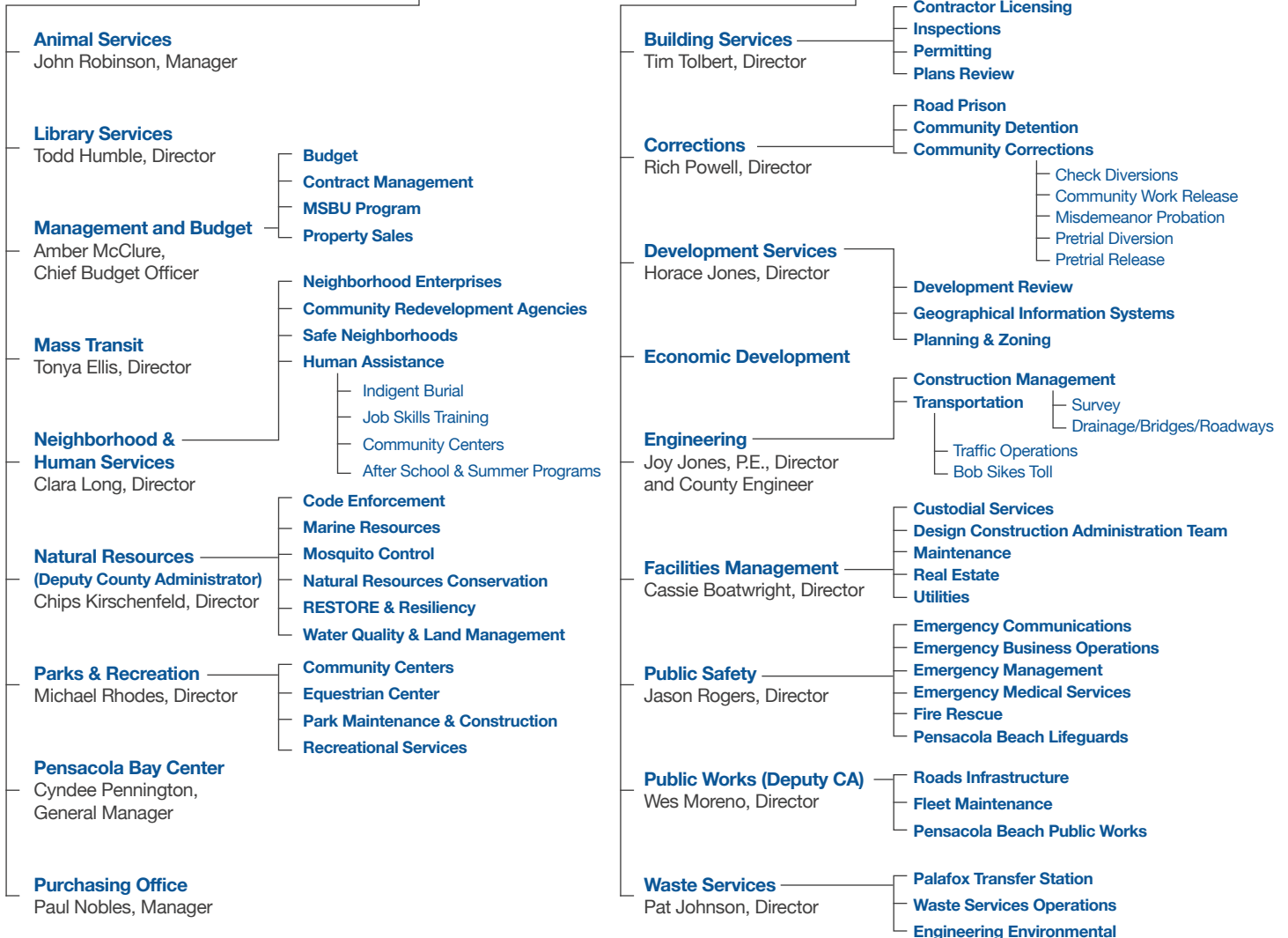
**Information Technology**  
Bart Siders, Director

**Compliance and Ethics**  
Keith Morris, Director

**Veterans Affairs**  
Andy Huffman, County Veterans Service Officer

**Community and Administrative Assistant County Administrator**  
Wesley Hall

**Infrastructure and Public Safety Assistant County Administrator**  
Debbie Bowers



[myescambia.com/contact-us/senior-staff](http://myescambia.com/contact-us/senior-staff)

## FY2020/21 FUND NAMES AND NUMBERS BY DEPARTMENT

| FUND NAME:                                  | DEPARTMENT BY FUND:   |
|---|---|
| General Fund                                | Board of County Commissioners, County Attorney, County Administrator, Assistant County Administrator, Public Works Department, Development Services Department, Public Safety Department, Natural Resources Management Department, Management and Budget Services, Parks Department, Neighborhood and Human Services Department, IT Department, Facilities Department, Extension Services Department. |
| Escambia County Restricted Fund             | 101 Department  |
| Economic Development Fund                   | 102 Board of County Commissioners, Management and Budget Services   |
| Code Enforcement Fund                       | 103 Natural Resources Management Department   |
| Mass Transit Fund                           | 104 Mass Transit Department   |
| Mosquito and Arthropod Control              | 106 Natural Resources Management Department   |
| Tourist Promotion                           | 108 Board of County Commissioners, Management and Budget Services   |
| Other Grants and Projects                   | 110 All Departments   |
| Jail Commissary Fund                        | 111 Corrections Department  |
| Disaster Recovery                           | 112 Management and Budget Services  |
| Library Fund                                | 113 Library Services  |
| Misdemeanor Probation                       | 114 Corrections Department  |
| Article V Fund                              | 115 Management and Budget Services, Court Administration  |
| Development Review Fees                     | 116 Development Services Department   |
| Perdido Beach Mouse Fund                    | 117 Natural Resources Management Department   |
| Gulf Coast Restoration Fund                 | 118 Natural Resources Management Department   |
| COVID Escambia Fund                         | 119 Management and Budget Services  |
| SHIP Fund                                   | 120 Neighborhood and Human Services Department  |
| Law Enforcement Trust Fund                  | 121 Management and Budget Services, Sheriff   |
| Escambia Affordable Housing                 | 124 Neighborhood and Human Services Department  |
| CDBG Entitlement Funds                      | 129 Neighborhood and Human Services Department  |
| Handicapped Parking Fines                   | 130 Management and Budget Services, Sheriff   |
| Family Mediation Fund                       | 131 Court Administration  |
| Fire Protection Fund                        | 143 Public Safety Department  |
| E911 Operations Fund                        | 145 Public Safety Department  |
| HUD CDBG Housing Rehab Loan Fund            | 146 Neighborhood and Human Services Department  |
| HUD Home Fund                               | 147 Neighborhood and Human Services Department  |
| Community Redevelopment Fund                | 151 Neighborhood and Human Services Department, Management and Budget Services  |
| Southwest Sector CRA                        | 152 Management and Budget Services  |
| Bob Sikes Toll Fund                         | 167 Management and Budget Services, Public Works Department, Engineering Department   |
| Transportation Trust Fund                   | 175 Corrections Department, Public Works Department, Engineering Department   |
| MSBU Assessment Program                     | 177 Management and Budget Services  |
| Drainage Basin Funds                        | 181 Public Works Department   |
| Debt Service                                | 203 Management and Budget Services  |
| Capital Improvements Program                | 310 Management and Budget Services, Public Works Department   |
| Jail Series 2017 Project Fund               | 311 Management and Budget Services, Corrections Department, Facilities Department   |
| FTA Capital Project Funds                   | 320 Public Works Department   |
| Capital Projects New Road Construction Fund | 333 Public Works Department   |
| Local Option Sales Tax Fund                 | 350 Management and Budget Services, Public Works Department   |
| Local Option Sales Tax II Fund              | 351 Management and Budget Services, Public Works Department   |
| Local Option Sales Tax III Fund             | 352 Management and Budget Services, Public Works Department, Parks Department   |
| Local Option Sales Tax IV Fund              | 353 Management and Budget Services, Public Works Department, Parks Department   |
| Solid Waste Fund                            | 401 Waste Services Department   |
| Building Inspection Fund                    | 406 Building Services Department  |
| Emergency Services                          | 408 Public Safety Department  |
| Civic Center Fund                           | 409 Management and Budget Services/SMG Contract   |
| Internal Service Fund                       | Management and Budget Services, Human Resources Department, Facilities Department   |
|   | 501 Department  |

FUND: 001 - General  
 FUNCTION: General Government  
 ACTIVITY: Legislative

DEPARTMENT: Board of County Commissioners  
 DIVISION: Operating  
 COST CENTER: 110101 - Administration

| Account   | Title                                   | Actual<br>FY 18-19 | Adopted<br>FY 19-20 | Proposed<br>FY 20-21 | Adopted<br>FY 20-21 |
|-----------|---|--------------------|---------------------|----------------------|---------------------|
| 51101     | Executive Salaries                      | \$ 407,230         | \$ 410,275          | \$ 422,585           | \$ 428,370          |
| 51201     | Regular Salaries & Wages                | 398,690            | 368,279             | 438,012              | 438,012             |
| 51301     | Other Salaries & Wages                  | 0                  | 0                   | 0                    | 0                   |
| 51401     | Overtime                                | 414                | 0                   | 0                    | 0                   |
| 51501     | Special pay                             | 11,673             | 12,000              | 12,000               | 12,000              |
| 52101     | FICA Taxes                              | 62,608             | 61,178              | 66,754               | 67,197              |
| 52201     | Retirement Contributions                | 235,442            | 246,888             | 268,166              | 271,011             |
| 52301     | Life & Health Insurance                 | 152,004            | 100,000             | 100,000              | 100,000             |
| 52401     | Workers' Compensation                   | 1,483              | 1,109               | 1,334                | 1,334               |
| 52501     | Unemployment Compensation               | 0                  | 0                   | 0                    | 0                   |
|           | PERSONNEL COSTS                         | 1,269,544          | 1,199,729           | 1,308,851            | 1,317,924           |
| 53101     | Professional Services                   | 0                  | 0                   | 0                    | 0                   |
| 53201     | Accounting & Auditing                   | 0                  | 0                   | 0                    | 0                   |
| 53301     | Court Reporter Services                 | 0                  | 0                   | 0                    | 0                   |
| 53401     | Other Contractual Services              | 94,118             | 100,000             | 100,000              | 100,000             |
| 53501     | Investigations                          | 0                  | 0                   | 0                    | 0                   |
| 53601     | Pension Benefits                        | 0                  | 0                   | 0                    | 0                   |
| 54001     | Travel & Per Diem                       | 23,279             | 45,602              | 45,602               | 45,602              |
| 54101     | Communications                          | 16,892             | 15,971              | 15,971               | 15,971              |
| 54201     | Freight & Postage Services              | 198                | 825                 | 825                  | 825                 |
| 54301     | Utility Services                        | 0                  | 0                   | 0                    | 0                   |
| 54401     | Rentals & Leases                        | 0                  | 0                   | 0                    | 0                   |
| 54501     | Insurance                               | 0                  | 0                   | 0                    | 0                   |
| 54601     | Repair & Maintenance Services           | 25                 | 1,000               | 1,000                | 1,000               |
| 54701     | Printing & Binding                      | 803                | 1,775               | 1,775                | 1,775               |
| 54801     | Promotional Activities                  | 3,851              | 0                   | 0                    | 0                   |
| 54901     | Other Current Charges & Obligations     | 0                  | 0                   | 0                    | 0                   |
| 54931     | Host Account                            | 3,321              | 498                 | 1,251                | 1,251               |
| 55101     | Office Supplies                         | 3,653              | 2,465               | 3,632                | 3,632               |
| 55201     | Operating Supplies                      | 4,486              | 7,100               | 5,933                | 5,933               |
| 55301     | Road Materials & Supplies               | 0                  | 0                   | 0                    | 0                   |
| 55401     | Books, Pubs, & Subs                     | 1,350              | 2,560               | 1,000                | 1,000               |
| 55501     | Training & Registrations                | 6,612              | 10,775              | 12,335               | 12,335              |
| 55801     | Bad Debt                                | 0                  | 0                   | 0                    | 0                   |
| 55901     | Depreciation                            | 0                  | 0                   | 0                    | 0                   |
|           | OPERATING COSTS                         | 158,588            | 188,571             | 189,324              | 189,324             |
| 56101     | Land                                    | 0                  | 0                   | 0                    | 0                   |
| 56201     | Buildings                               | 0                  | 0                   | 0                    | 0                   |
| 56301     | Improvements Other Than Buildings       | 0                  | 0                   | 0                    | 0                   |
| 56401     | Machinery & Equipment                   | 6,922              | 0                   | 0                    | 0                   |
| 56501     | Construction in Progress                | 0                  | 0                   | 0                    | 0                   |
| 56601     | Books, Publications & Library Materials | 0                  | 0                   | 0                    | 0                   |
|           | CAPITAL OUTLAY                          | 6,922              | 0                   | 0                    | 0                   |
| 57101     | Principal                               | 0                  | 0                   | 0                    | 0                   |
| 57201     | Interest                                | 0                  | 0                   | 0                    | 0                   |
| 57301     | Other Debt Service Costs                | 0                  | 0                   | 0                    | 0                   |
|           | DEBT SERVICE                            | 0                  | 0                   | 0                    | 0                   |
| 58101     | Aids to Governmental Agencies           | 4,750              | 0                   | 0                    | 0                   |
| 58201     | Aids to Private Organizations           | 101,556            | 250,000             | 250,000              | 250,000             |
| 58301     | Other Grants and Aids                   | 0                  | 0                   | 0                    | 0                   |
|           | GRANTS AND AIDS                         | 106,306            | 250,000             | 250,000              | 250,000             |
| 59101     | Transfers                               | 0                  | 0                   | 0                    | 0                   |
| 59801     | Reserves                                | 0                  | 0                   | 0                    | 0                   |
|           | NON-OPERATING COSTS                     | 0                  | 0                   | 0                    | 0                   |
|           | TOTAL BUDGET                            | \$ 1,541,360       | \$ 1,638,300        | \$ 1,748,175         | \$ 1,757,248        |
| RESOURCES |   |                    |                     |                      |                     |
|           | General Fund Revenues                   | \$ 1,541,360       | \$ 1,638,300        | \$ 1,748,175         | \$ 1,757,248        |
|           | TOTAL REVENUES                          | \$ 1,541,360       | \$ 1,638,300        | \$ 1,748,175         | \$ 1,757,248        |

FUND: 001 - General  
 FUNCTION: General Government  
 ACTIVITY: Executive

DEPARTMENT: Board of County Commissioners  
 DIVISION: Non-Departmental  
 COST CENTER: 110201 - Administration

| Account   | Title                                   | Actual<br>FY 18-19 | Adopted<br>FY 19-20 | Proposed<br>FY 20-21 | Adopted<br>FY 20-21 |
|-----------|---|--------------------|---------------------|----------------------|---------------------|
| 51101     | Executive Salaries                      | \$ 0               | \$ 0                | \$ 0                 | 0                   |
| 51201     | Regular Salaries & Wages                | 0                  | 0                   | 0                    | 0                   |
| 51301     | Other Salaries & Wages                  | 0                  | 0                   | 0                    | 0                   |
| 51501     | Special pay                             | 0                  | 0                   | 0                    | 0                   |
| 52101     | FICA Taxes                              | 0                  | 0                   | 0                    | 0                   |
| 52201     | Retirement Contributions                | 0                  | 0                   | 0                    | 0                   |
| 52301     | Life & Health                           | 0                  | 0                   | 0                    | 0                   |
| 52401     | Workers Compensation                    | 0                  | 0                   | 0                    | 0                   |
| 52501     | Unemployment Compensation               | 17,174             | 80,000              | 80,000               | 80,000              |
|           | PERSONNEL COSTS                         | 17,174             | 80,000              | 80,000               | 80,000              |
| 53101     | Professional Services                   | 217,006            | 172,000             | 176,000              | 176,000             |
| 53102     | Accounting and Auditing monthly charges | 0                  | 0                   | 0                    | 0                   |
| 53103     | Sound Recording Services                | 0                  | 0                   | 0                    | 0                   |
| 53104     | Financial Advisor                       | 0                  | 0                   | 0                    | 0                   |
| 53105     | Appraisal Services                      | 0                  | 0                   | 0                    | 0                   |
| 53301     | Court Reporter Services                 | 0                  | 0                   | 0                    | 0                   |
| 53401     | Other Contractual Services              | 124,750            | 72,000              | 137,000              | 137,000             |
| 54001     | Travel & Per Diem                       | 321,739            | 253,000             | 330,000              | 330,000             |
| 54101     | Communications                          | 0                  | 0                   | 0                    | 0                   |
| 54201     | Freight & Postage Services              | 2,007              | 0                   | 0                    | 0                   |
| 54202     | Postage - TRIM                          | 156,970            | 140,000             | 160,000              | 160,000             |
| 54301     | Utility Services                        | 0                  | 0                   | 0                    | 0                   |
| 54401     | Rentals & Leases                        | 0                  | 0                   | 0                    | 0                   |
| 54501     | Insurance                               | 0                  | 0                   | 0                    | 0                   |
| 54509     | Payment to Property Insurance           | 2,020,166          | 2,158,720           | 2,427,969            | 2,427,969           |
| 54601     | Repair & Maintenance                    | 19,540             | 25,900              | 25,900               | 25,900              |
| 54701     | Printing & Binding                      | 0                  | 450                 | 450                  | 450                 |
| 54801     | Promotional Activities                  | 0                  | 0                   | 0                    | 0                   |
| 54901     | Other Current Charges & Obligations     | 92,312             | 71,396              | 88,710               | 88,710              |
| 54903     | Medical Assistance for the Needy        | 5,160,203          | 5,450,000           | 5,700,000            | 5,700,000           |
| 54904     | Other Criminal Costs                    | 0                  | 0                   | 0                    | 0                   |
| 54905     | Legal Advertising                       | 22,841             | 40,333              | 40,333               | 40,333              |
| 54906     | Refunds Prior Year                      | 0                  | 0                   | 0                    | 0                   |
| 54907     | Tax Deed Sale                           | 0                  | 0                   | 0                    | 0                   |
| 54908     | Municipal Code                          | 15,243             | 25,000              | 25,000               | 25,000              |
| 54909     | FL DOR CSE Service                      | 73,490             | 85,000              | 87,000               | 87,000              |
| 54910     | Tax Increm Fin City of Pensacola        | 3,784,718          | 4,429,507           | 4,859,196            | 4,955,136           |
| 54911     | Auction Expense                         | 0                  | 0                   | 0                    | 0                   |
| 54922     | Military Discharges                     | 176                | 500                 | 500                  | 500                 |
| 54931     | Host Ordinance Items                    | 17,982             | 22,000              | 22,000               | 22,000              |
| 55101     | Office Supplies                         | 627                | 0                   | 0                    | 0                   |
| 55201     | Operating Supplies                      | 1,950              | 1,000               | 1,250                | 1,250               |
| 55226     | Fuel for General Fund                   | 425                | 750                 | 750                  | 750                 |
| 55301     | Road Materials & Supplies               | 0                  | 0                   | 0                    | 0                   |
| 55401     | Books, Pubs, & Subs                     | 54,230             | 55,414              | 61,306               | 61,306              |
| 55501     | Training & Registrations                | 25                 | 65,000              | 65,000               | 65,000              |
| 55801     | Bad Debt                                | 0                  | 0                   | 0                    | 0                   |
| 55901     | Depreciation                            | 0                  | 0                   | 0                    | 0                   |
|           | OPERATING COSTS                         | 12,086,400         | 13,067,970          | 14,208,364           | 14,304,304          |
| 56101     | Land                                    | 0                  | 0                   | 0                    | 0                   |
| 56201     | Buildings                               | 0                  | 0                   | 0                    | 0                   |
| 56301     | Improvements Other Than Buildings       | 0                  | 0                   | 0                    | 0                   |
| 56401     | Machinery & Equipment                   | 29,364             | 0                   | 0                    | 0                   |
| 56601     | Books, Publications & Library Materials | 0                  | 0                   | 0                    | 0                   |
| 56801     | Intangible Assets                       | 0                  | 0                   | 0                    | 0                   |
|           | CAPITAL OUTLAY                          | 29,364             | 0                   | 0                    | 0                   |
| 58101     | Aids to Governmental Agencies           | 2,844,083          | 3,426,708           | 4,126,708            | 4,126,708           |
| 58201     | Aids to Private Organizations           | 1,209,858          | 1,380,957           | 1,489,581            | 1,470,814           |
| 58301     | Other Grants and Aids                   | 0                  | 0                   | 0                    | 0                   |
|           | GRANTS AND AIDS                         | 4,053,941          | 4,807,665           | 5,616,289            | 5,597,522           |
| 59101     | Transfers CC:110215                     | 13,704,914         | 19,558,268          | 18,907,179           | 18,918,938          |
| 59801     | Reserves                                | 0                  | 28,991,905          | 26,725,631           | 28,193,959          |
|           | NON-OPERATING COSTS                     | 13,704,914         | 48,550,173          | 45,632,810           | 47,112,897          |
|           | TOTAL BUDGET                            | \$ 29,891,793      | \$ 66,505,808       | \$ 65,537,463        | \$ 67,094,723       |
| RESOURCES |   |                    |                     |                      |                     |
|           | General Fund Revenues                   | \$ 29,891,793      | \$ 66,505,808       | \$ 65,537,463        | \$ 67,094,723       |
|           | TOTAL REVENUES                          | \$ 29,891,793      | \$ 66,505,808       | \$ 65,537,463        | \$ 67,094,723       |

FUND: 108 - Tourist Promotion  
 FUNCTION: Economic Environment  
 ACTIVITY: Other Economic Environment

DEPARTMENT: Board of County Commissioners  
 DIVISION: Tourist Promotion  
 COST CENTER: 360101 & 360102 - Tourist Promotion & Transfers

| Account   | Title                                   | Actual<br>FY 18-19 | Adopted<br>FY 19-20 | Proposed<br>FY 20-21 | Adopted<br>FY 20-21 |
|-----------|---|--------------------|---------------------|----------------------|---------------------|
| 51101     | Executive Salaries                      | \$ 0               | \$ 0                | \$ 0                 | 0                   |
| 51201     | Regular Salaries & Wages                | 0                  | 0                   | 0                    | 0                   |
| 51301     | Other Salaries & Wages                  | 0                  | 0                   | 0                    | 0                   |
| 51401     | Overtime                                | 0                  | 0                   | 0                    | 0                   |
| 51501     | Special pay                             | 0                  | 0                   | 0                    | 0                   |
| 52101     | FICA Taxes                              | 0                  | 0                   | 0                    | 0                   |
| 52201     | Retirement Contributions                | 0                  | 0                   | 0                    | 0                   |
| 52301     | Life & Health Insurance                 | 0                  | 0                   | 0                    | 0                   |
| 52401     | Workers' Compensation                   | 0                  | 0                   | 0                    | 0                   |
| 52501     | Unemployment Compensation               | 0                  | 0                   | 0                    | 0                   |
|           | PERSONNEL COSTS                         | 0                  | 0                   | 0                    | 0                   |
| 53101     | Professional Services                   | 0                  | 0                   | 0                    | 0                   |
| 53201     | Accounting & Auditing                   | 0                  | 0                   | 0                    | 0                   |
| 53301     | Court Reporter Services                 | 0                  | 0                   | 0                    | 0                   |
| 53401     | Other Contractual Services              | 0                  | 0                   | 0                    | 0                   |
| 53501     | Investigations                          | 0                  | 0                   | 0                    | 0                   |
| 53601     | Pension Benefits                        | 0                  | 0                   | 0                    | 0                   |
| 54001     | Travel & Per Diem                       | 0                  | 0                   | 0                    | 0                   |
| 54101     | Communications                          | 0                  | 0                   | 0                    | 0                   |
| 54201     | Freight & Postage Services              | 0                  | 0                   | 0                    | 0                   |
| 54301     | Utility Services                        | 0                  | 0                   | 0                    | 0                   |
| 54401     | Rentals & Leases                        | 0                  | 0                   | 0                    | 0                   |
| 54501     | Insurance                               | 0                  | 0                   | 0                    | 0                   |
| 54601     | Repair & Maintenance Services           | 0                  | 0                   | 125,000              | 125,000             |
| 54701     | Printing & Binding                      | 0                  | 0                   | 0                    | 0                   |
| 54801     | Promotional Activities                  | 0                  | 0                   | 0                    | 0                   |
| 54901     | Other Current Charges & Obligations     | 225,000            | 236,250             | 247,500              | 247,500             |
| 54931     | Host Account                            | 0                  | 0                   | 0                    | 0                   |
| 55101     | Office Supplies                         | 0                  | 0                   | 0                    | 0                   |
| 55201     | Operating Supplies                      | 0                  | 0                   | 0                    | 0                   |
| 55301     | Road Materials & Supplies               | 0                  | 0                   | 0                    | 0                   |
| 55401     | Books, Pubs. & Subs                     | 0                  | 0                   | 0                    | 0                   |
| 55501     | Training & Registrations                | 0                  | 0                   | 0                    | 0                   |
| 55801     | Bad Debt                                | 0                  | 0                   | 0                    | 0                   |
| 55901     | Depreciation                            | 0                  | 0                   | 0                    | 0                   |
|           | OPERATING COSTS                         | 225,000            | 236,250             | 372,500              | 372,500             |
| 56101     | Land                                    | 0                  | 0                   | 0                    | 0                   |
| 56201     | Buildings                               | 0                  | 0                   | 0                    | 0                   |
| 56301     | Improvements Other Than Buildings       | 0                  | 0                   | 250,000              | 250,000             |
| 56401     | Machinery & Equipment                   | 0                  | 0                   | 0                    | 0                   |
| 56501     | Construction in Progress                | 0                  | 0                   | 0                    | 0                   |
| 56601     | Books, Publications & Library Materials | 0                  | 0                   | 0                    | 0                   |
|           | CAPITAL OUTLAY                          | 0                  | 0                   | 250,000              | 250,000             |
| 57101     | Principal                               | 0                  | 0                   | 0                    | 0                   |
| 57201     | Interest                                | 0                  | 0                   | 0                    | 0                   |
| 57301     | Other Debt Service Costs                | 0                  | 0                   | 0                    | 0                   |
|           | DEBT SERVICE                            | 0                  | 0                   | 0                    | 0                   |
| 58101     | Aids to Governmental Agencies           | 0                  | 0                   | 0                    | 0                   |
| 58201     | Aids to Private Organizations           | 6,720,026          | 4,645,000           | 3,899,302            | 4,453,163           |
| 58301     | Other Grants and Aids                   | 0                  | 0                   | 0                    | 0                   |
|           | GRANTS AND AIDS                         | 6,720,026          | 4,645,000           | 3,899,302            | 4,453,163           |
| 59101     | Transfers                               | 1,700,000          | 1,500,000           | 1,500,000            | 1,500,000           |
| 59123     | Transfers to Fund 203                   | 0                  | 0                   | 0                    | 0                   |
| 59801     | Reserves                                | 0                  | 400,000             | 0                    | 0                   |
| 59818     | Reserves for BCC Projects               | 0                  | 1,300,000           | 1,300,000            | 746,139             |
|           | NON-OPERATING COSTS                     | 1,700,000          | 3,200,000           | 2,800,000            | 2,246,139           |
|           | TOTAL BUDGET                            | \$ 8,645,026       | \$ 8,081,250        | \$ 7,321,802         | \$ 7,321,802        |
| RESOURCES |   |                    |                     |                      |                     |
|           | Tourist Development Tax                 | \$ 9,249,861       | \$ 7,875,000        | \$ 7,496,634         | \$ 7,496,634        |
|           | Interest                                | 0                  | 0                   | 0                    | 0                   |
|           | Transferred from 4th Cent               | 0                  | 0                   | 0                    | 0                   |
|           | Fund Balance                            | (604,835)          | 600,000             | 200,000              | 200,000             |
|           | Less 5%                                 | 0                  | (393,750)           | (374,832)            | (374,832)           |
|           | TOTAL REVENUES                          | \$ 8,645,026       | \$ 8,081,250        | \$ 7,321,802         | \$ 7,321,802        |

FUND: 108 - Tourist Promotion  
 FUNCTION: Economic Environment  
 ACTIVITY: Other Economic Environment

DEPARTMENT: Board of County Commissioners  
 DIVISION: Tourist Promotion  
 COST CENTER: 360105 - 4th Cent Projects

| Account   | Title                                   | Actual<br>FY 18-19  | Adopted<br>FY 19-20 | Proposed<br>FY 20-21 | Adopted<br>FY 20-21 |
|-----------|---|---------------------|---------------------|----------------------|---------------------|
| 51101     | Executive Salaries                      | \$ 0                | \$ 0                | \$ 0                 | 0                   |
| 51201     | Regular Salaries & Wages                | 0                   | 0                   | 0                    | 0                   |
| 51301     | Other Salaries & Wages                  | 0                   | 0                   | 0                    | 0                   |
| 51401     | Overtime                                | 0                   | 0                   | 0                    | 0                   |
| 51501     | Special pay                             | 0                   | 0                   | 0                    | 0                   |
| 52101     | FICA Taxes                              | 0                   | 0                   | 0                    | 0                   |
| 52201     | Retirement Contributions                | 0                   | 0                   | 0                    | 0                   |
| 52301     | Life & Health Insurance                 | 0                   | 0                   | 0                    | 0                   |
| 52401     | Workers' Compensation                   | 0                   | 0                   | 0                    | 0                   |
| 52501     | Unemployment Compensation               | 0                   | 0                   | 0                    | 0                   |
|           | PERSONNEL COSTS                         | <u>0</u>            | <u>0</u>            | <u>0</u>             | <u>0</u>            |
| 53101     | Professional Services                   | 1,950               | 0                   | 0                    | 0                   |
| 53201     | Accounting & Auditing                   | 0                   | 0                   | 0                    | 0                   |
| 53301     | Court Reporter Services                 | 0                   | 0                   | 0                    | 0                   |
| 53401     | Other Contractual Services              | 0                   | 0                   | 0                    | 0                   |
| 53501     | Investigations                          | 0                   | 0                   | 0                    | 0                   |
| 53601     | Pension Benefits                        | 0                   | 0                   | 0                    | 0                   |
| 54001     | Travel & Per Diem                       | 0                   | 0                   | 0                    | 0                   |
| 54101     | Communications                          | 0                   | 0                   | 0                    | 0                   |
| 54201     | Freight & Postage Services              | 0                   | 0                   | 0                    | 0                   |
| 54301     | Utility Services                        | 0                   | 0                   | 0                    | 0                   |
| 54401     | Rentals & Leases                        | 0                   | 0                   | 0                    | 0                   |
| 54501     | Insurance                               | 0                   | 0                   | 0                    | 0                   |
| 54601     | Repair & Maintenance Services           | 0                   | 0                   | 0                    | 0                   |
| 54701     | Printing & Binding                      | 0                   | 0                   | 0                    | 0                   |
| 54801     | Promotional Activities                  | 0                   | 0                   | 0                    | 0                   |
| 54901     | Other Current Charges & Obligations     | 75,000              | 78,750              | 82,500               | 82,500              |
| 54931     | Host Account                            | 0                   | 0                   | 0                    | 0                   |
| 55101     | Office Supplies                         | 0                   | 0                   | 0                    | 0                   |
| 55201     | Operating Supplies                      | 0                   | 0                   | 0                    | 0                   |
| 55301     | Road Materials & Supplies               | 0                   | 0                   | 0                    | 0                   |
| 55401     | Books, Pubs, & Subs                     | 0                   | 0                   | 0                    | 0                   |
| 55501     | Training & Registrations                | 0                   | 0                   | 0                    | 0                   |
| 55801     | Bad Debt                                | 0                   | 0                   | 0                    | 0                   |
| 55901     | Depreciation                            | 0                   | 0                   | 0                    | 0                   |
|           | OPERATING COSTS                         | <u>76,950</u>       | <u>78,750</u>       | <u>82,500</u>        | <u>82,500</u>       |
| 56101     | Land                                    | 0                   | 0                   | 0                    | 0                   |
| 56201     | Buildings                               | 0                   | 0                   | 0                    | 0                   |
| 56301     | Improvements Other Than Buildings       | 0                   | 0                   | 0                    | 0                   |
| 56401     | Machinery & Equipment                   | 0                   | 0                   | 0                    | 0                   |
| 56501     | Construction in Progress                | 0                   | 0                   | 0                    | 0                   |
| 56601     | Books, Publications & Library Materials | 0                   | 0                   | 0                    | 0                   |
|           | CAPITAL OUTLAY                          | <u>0</u>            | <u>0</u>            | <u>0</u>             | <u>0</u>            |
| 57101     | Principal                               | 0                   | 0                   | 0                    | 0                   |
| 57201     | Interest                                | 0                   | 0                   | 0                    | 0                   |
| 57301     | Other Debt Service Costs                | 0                   | 0                   | 0                    | 0                   |
|           | DEBT SERVICE                            | <u>0</u>            | <u>0</u>            | <u>0</u>             | <u>0</u>            |
| 58101     | Aids to Governmental Agencies           | 0                   | 0                   | 0                    | 0                   |
| 58201     | Aids to Private Organizations           | 2,591,866           | 2,139,534           | 1,974,144            | 1,974,144           |
| 58301     | Other Grants and Aids                   | 0                   | 0                   | 0                    | 0                   |
|           | GRANTS AND AIDS                         | <u>2,591,866</u>    | <u>2,139,534</u>    | <u>1,974,144</u>     | <u>1,974,144</u>    |
| 59101     | Transfers                               | 0                   | 0                   | 0                    | 0                   |
| 59801     | Reserves                                | 0                   | 150,000             | 0                    | 0                   |
|           | NON-OPERATING COSTS                     | <u>0</u>            | <u>150,000</u>      | <u>0</u>             | <u>0</u>            |
|           | TOTAL BUDGET                            | <u>\$ 2,668,816</u> | <u>\$ 2,368,284</u> | <u>\$ 2,056,644</u>  | <u>\$ 2,056,644</u> |
| RESOURCES |   |                     |                     |                      |                     |
|           | Tourist Development Tax                 | \$ 3,083,287        | \$ 2,625,000        | \$ 2,498,878         | \$ 2,498,878        |
|           | Interest                                | 0                   | 0                   | 0                    | 0                   |
|           | Fund Balance                            | (414,471)           | 150,000             | 0                    | 0                   |
|           | Transferred to Three Cents              | 0                   | 0                   | 0                    | 0                   |
|           | Marine Recreation                       | 0                   | (275,466)           | (317,290)            | (317,290)           |
|           | Less 5%                                 | 0                   | (131,250)           | (124,944)            | (124,944)           |
|           | TOTAL REVENUES                          | <u>\$ 2,668,816</u> | <u>\$ 2,368,284</u> | <u>\$ 2,056,644</u>  | <u>\$ 2,056,644</u> |



FUND: 409 - Pensacola Bay Center  
 FUNCTION: Culture/Recreation  
 ACTIVITY: Special Recreation Facility

DEPARTMENT: Board of County Commissioners  
 DIVISION: Bay Center  
 COST CENTER: 360401 - Bay Center

| Account   | Title                                   | Actual<br>FY 18-19 | Adopted<br>FY 19-20 | Proposed<br>FY 20-21 | Adopted<br>FY 20-21 |
|-----------|---|--------------------|---------------------|----------------------|---------------------|
| 51101     | Executive Salaries                      | \$ 0               | \$ 0                | \$ 0                 | 0                   |
| 51201     | Regular Salaries & Wages                | 0                  | 0                   | 0                    | 0                   |
| 51301     | Other Salaries & Wages                  | 0                  | 0                   | 0                    | 0                   |
| 51401     | Overtime                                | 0                  | 0                   | 0                    | 0                   |
| 51501     | Special pay                             | 0                  | 0                   | 0                    | 0                   |
| 52101     | FICA Taxes                              | 0                  | 0                   | 0                    | 0                   |
| 52201     | Retirement Contributions                | 0                  | 0                   | 0                    | 0                   |
| 52301     | Life & Health Insurance                 | 0                  | 0                   | 0                    | 0                   |
| 52401     | Workers' Compensation                   | 0                  | 0                   | 0                    | 0                   |
| 52501     | Unemployment Compensation               | 0                  | 0                   | 0                    | 0                   |
|           | PERSONNEL COSTS                         | 0                  | 0                   | 0                    | 0                   |
| 53101     | Professional Services                   | 0                  | 0                   | 0                    | 0                   |
| 53201     | Accounting & Auditing                   | 0                  | 0                   | 0                    | 0                   |
| 53301     | Court Reporter Services                 | 0                  | 0                   | 0                    | 0                   |
| 53401     | Other Contractual Services              | 6,674,703          | 6,746,647           | 7,073,014            | 7,073,014           |
| 53501     | Investigations                          | 0                  | 0                   | 0                    | 0                   |
| 53601     | Pension Benefits                        | 0                  | 0                   | 0                    | 0                   |
| 54001     | Travel & Per Diem                       | 0                  | 0                   | 0                    | 0                   |
| 54101     | Communications                          | 0                  | 0                   | 0                    | 0                   |
| 54201     | Postage & Freight                       | 0                  | 0                   | 0                    | 0                   |
| 54301     | Utility Services                        | 0                  | 0                   | 0                    | 0                   |
| 54401     | Rentals & Leases                        | 0                  | 0                   | 0                    | 0                   |
| 54501     | Insurance                               | 119,165            | 143,043             | 151,282              | 151,282             |
| 54601     | Repair & Maintenance Services           | 0                  | 0                   | 0                    | 0                   |
| 54701     | Printing & Binding                      | 0                  | 0                   | 0                    | 0                   |
| 54801     | Promotional Activities                  | 0                  | 0                   | 0                    | 0                   |
| 54901     | Other Current Charges & Obligations     | 9,808              | 9,808               | 9,808                | 9,808               |
| 54931     | Host Ordinance Items                    | 0                  | 0                   | 0                    | 0                   |
| 55101     | Office Supplies                         | 0                  | 0                   | 0                    | 0                   |
| 55201     | Operating Supplies                      | 0                  | 0                   | 0                    | 0                   |
| 55301     | Road Materials & Supplies               | 0                  | 0                   | 0                    | 0                   |
| 55401     | Books, Pubs, & Subs                     | 0                  | 0                   | 0                    | 0                   |
| 55501     | Training & Registrations                | 0                  | 0                   | 0                    | 0                   |
| 55801     | Bad Debt                                | 0                  | 0                   | 0                    | 0                   |
| 55901     | Depreciation                            | 0                  | 0                   | 0                    | 0                   |
|           | OPERATING COSTS                         | 6,803,676          | 6,899,498           | 7,234,104            | 7,234,104           |
| 56101     | Land                                    | 0                  | 0                   | 0                    | 0                   |
| 56201     | Buildings                               | 0                  | 0                   | 0                    | 0                   |
| 56301     | Improvements Other Than Buildings       | 0                  | 0                   | 0                    | 0                   |
| 56401     | Machinery & Equipment                   | 0                  | 0                   | 0                    | 0                   |
| 56501     | Construction in Progress                | 0                  | 0                   | 0                    | 0                   |
| 56601     | Books, Publications & Library Materials | 0                  | 0                   | 0                    | 0                   |
|           | CAPITAL OUTLAY                          | 0                  | 0                   | 0                    | 0                   |
| 57101     | Principal                               | 0                  | 0                   | 0                    | 0                   |
| 57201     | Interest                                | 0                  | 0                   | 0                    | 0                   |
| 57301     | Other Debt Service Costs                | 0                  | 0                   | 0                    | 0                   |
|           | DEBT SERVICE                            | 0                  | 0                   | 0                    | 0                   |
| 58101     | Aids to Governmental Agencies           | 0                  | 0                   | 0                    | 0                   |
| 58201     | Aids to Private Organizations           | 0                  | 0                   | 0                    | 0                   |
| 58301     | Other Grants and Aids                   | 0                  | 0                   | 0                    | 0                   |
|           | GRANTS AND AIDS                         | 0                  | 0                   | 0                    | 0                   |
| 59101     | Transfers                               | 0                  | 0                   | 0                    | 0                   |
| 59801     | Reserves                                | 0                  | 0                   | 0                    | 0                   |
|           | NON-OPERATING COSTS                     | 0                  | 0                   | 0                    | 0                   |
|           | TOTAL BUDGET                            | \$ 6,803,676       | \$ 6,899,498        | \$ 7,234,104         | \$ 7,234,104        |
| RESOURCES |   |                    |                     |                      |                     |
|           | Civic Center Revenues                   | \$ 5,103,676       | \$ 5,599,498        | \$ 5,934,104         | \$ 5,934,104        |
|           | Transfers Fund 108                      | 1,700,000          | 1,300,000           | 1,300,000            | 1,300,000           |
|           | Fund Balance                            | 0                  | 0                   | 0                    | 0                   |
|           | Depreciation                            | 0                  | 0                   | 0                    | 0                   |
|           | TOTAL REVENUES                          | \$ 6,803,676       | \$ 6,899,498        | \$ 7,234,104         | \$ 7,234,104        |

FUND: 409 - Pensacola Bay Center  
 FUNCTION: Culture/Recreation  
 ACTIVITY: Special Recreation Facility

DEPARTMENT: Board of County Commissioners  
 DIVISION: Bay Center  
 COST CENTER: 360402 - Bay Center Capital

| Account   | Title                                   | Actual<br>FY 18-19 | Adopted<br>FY 19-20 | Proposed<br>FY 20-21 | Adopted<br>FY 20-21 |
|-----------|---|--------------------|---------------------|----------------------|---------------------|
| 51101     | Executive Salaries                      | \$ 0               | \$ 0                | \$ 0                 | 0                   |
| 51201     | Regular Salaries & Wages                | 0                  | 0                   | 0                    | 0                   |
| 51301     | Other Salaries & Wages                  | 0                  | 0                   | 0                    | 0                   |
| 51401     | Overtime                                | 0                  | 0                   | 0                    | 0                   |
| 51501     | Special pay                             | 0                  | 0                   | 0                    | 0                   |
| 52101     | FICA Taxes                              | 0                  | 0                   | 0                    | 0                   |
| 52201     | Retirement Contributions                | 0                  | 0                   | 0                    | 0                   |
| 52301     | Life & Health Insurance                 | 0                  | 0                   | 0                    | 0                   |
| 52401     | Workers' Compensation                   | 0                  | 0                   | 0                    | 0                   |
| 52501     | Unemployment Compensation               | 0                  | 0                   | 0                    | 0                   |
|           | PERSONNEL COSTS                         | <u>0</u>           | <u>0</u>            | <u>0</u>             | <u>0</u>            |
| 53101     | Professional Services                   | 0                  | 0                   | 0                    | 0                   |
| 53201     | Accounting & Auditing                   | 0                  | 0                   | 0                    | 0                   |
| 53301     | Court Reporter Services                 | 0                  | 0                   | 0                    | 0                   |
| 53401     | Other Contractual Services              | 0                  | 0                   | 0                    | 0                   |
| 53501     | Investigations                          | 0                  | 0                   | 0                    | 0                   |
| 53601     | Pension Benefits                        | 0                  | 0                   | 0                    | 0                   |
| 54001     | Travel & Per Diem                       | 0                  | 0                   | 0                    | 0                   |
| 54101     | Communications                          | 0                  | 0                   | 0                    | 0                   |
| 54201     | Postage & Freight                       | 0                  | 0                   | 0                    | 0                   |
| 54301     | Utility Services                        | 0                  | 0                   | 0                    | 0                   |
| 54401     | Rentals & Leases                        | 0                  | 0                   | 0                    | 0                   |
| 54501     | Insurance                               | 0                  | 0                   | 0                    | 0                   |
| 54601     | Repair & Maintenance Services           | 949                | 0                   | 0                    | 0                   |
| 54701     | Printing & Binding                      | 0                  | 0                   | 0                    | 0                   |
| 54801     | Promotional Activities                  | 0                  | 0                   | 0                    | 0                   |
| 54901     | Other Current Charges & Obligations     | 0                  | 0                   | 0                    | 0                   |
| 54931     | Host Ordinance Items                    | 0                  | 0                   | 0                    | 0                   |
| 55101     | Office Supplies                         | 0                  | 0                   | 0                    | 0                   |
| 55201     | Operating Supplies                      | 0                  | 0                   | 0                    | 0                   |
| 55301     | Road Materials & Supplies               | 0                  | 0                   | 0                    | 0                   |
| 55401     | Books, Pubs. & Subs                     | 0                  | 0                   | 0                    | 0                   |
| 55501     | Training & Registrations                | 0                  | 0                   | 0                    | 0                   |
| 55801     | Bad Debt                                | 0                  | 0                   | 0                    | 0                   |
| 55901     | Depreciation                            | 757,591            | 1,310,000           | 1,310,000            | 1,310,000           |
|           | OPERATING COSTS                         | <u>758,540</u>     | <u>1,310,000</u>    | <u>1,310,000</u>     | <u>1,310,000</u>    |
| 56101     | Land                                    | 0                  | 0                   | 0                    | 0                   |
| 56201     | Buildings                               | 0                  | 0                   | 0                    | 0                   |
| 56301     | Improvements Other Than Buildings       | 0                  | 0                   | 0                    | 0                   |
| 56401     | Machinery & Equipment                   | 0                  | 200,000             | 200,000              | 200,000             |
| 56499     | Equip YR End Reclass                    | 0                  | 0                   | 0                    | 0                   |
| 56501     | Construction in Progress                | 0                  | 0                   | 0                    | 0                   |
| 56601     | Books, Publications & Library Materials | 0                  | 0                   | 0                    | 0                   |
|           | CAPITAL OUTLAY                          | <u>0</u>           | <u>200,000</u>      | <u>200,000</u>       | <u>200,000</u>      |
| 57101     | Principal                               | 0                  | 0                   | 0                    | 0                   |
| 57201     | Interest                                | 0                  | 0                   | 0                    | 0                   |
| 57301     | Other Debt Service Costs                | 0                  | 0                   | 0                    | 0                   |
|           | DEBT SERVICE                            | <u>0</u>           | <u>0</u>            | <u>0</u>             | <u>0</u>            |
| 58101     | Aids to Governmental Agencies           | 0                  | 0                   | 0                    | 0                   |
| 58201     | Aids to Private Organizations           | 0                  | 0                   | 0                    | 0                   |
| 58301     | Other Grants and Aids                   | 0                  | 0                   | 0                    | 0                   |
|           | GRANTS AND AIDS                         | <u>0</u>           | <u>0</u>            | <u>0</u>             | <u>0</u>            |
| 59101     | Transfers                               | 0                  | 0                   | 0                    | 0                   |
| 59801     | Reserves                                | 0                  | 0                   | 0                    | 0                   |
|           | NON-OPERATING COSTS                     | <u>0</u>           | <u>0</u>            | <u>0</u>             | <u>0</u>            |
|           | TOTAL BUDGET                            | <u>\$ 758,540</u>  | <u>\$ 1,510,000</u> | <u>\$ 1,510,000</u>  | <u>\$ 1,510,000</u> |
| RESOURCES |   |                    |                     |                      |                     |
|           | Bay Center Revenues                     | \$ 0               | \$ 0                | \$ 0                 | 0                   |
|           | Transfers Fund 108                      | 200,000            | 200,000             | 200,000              | 200,000             |
|           | Fund Balance                            | (199,051)          | 0                   | 0                    | 0                   |
|           | Depreciation                            | 757,591            | 1,310,000           | 1,310,000            | 1,310,000           |
|           | TOTAL REVENUES                          | <u>\$ 758,540</u>  | <u>\$ 1,510,000</u> | <u>\$ 1,510,000</u>  | <u>\$ 1,510,000</u> |

FUND: 167 - Bob Sikes Toll  
 FUNCTION: General Government  
 ACTIVITY: Finance and Administrative

DEPARTMENT: Board of County Commissioners  
 DIVISION: Bob Sikes Toll Operations  
 COST CENTER: 140302 & 140304 - Bob Sikes Toll Ops, Maint & Transfer

| Account   | Title                                   | Actual<br>FY 18-19  | Adopted<br>FY 19-20 | Proposed<br>FY 20-21 | Adopted<br>FY 20-21 |
|-----------|---|---------------------|---------------------|----------------------|---------------------|
| 51101     | Executive Salaries                      | \$ 0                | \$ 0                | \$ 0                 | 0                   |
| 51201     | Regular Salaries & Wages                | 0                   | 0                   | 0                    | 0                   |
| 51301     | Other Salaries & Wages                  | 0                   | 0                   | 0                    | 0                   |
| 51401     | Overtime                                | 0                   | 0                   | 0                    | 0                   |
| 51501     | Special pay                             | 0                   | 0                   | 0                    | 0                   |
| 52101     | FICA Taxes                              | 0                   | 0                   | 0                    | 0                   |
| 52201     | Retirement Contributions                | 0                   | 0                   | 0                    | 0                   |
| 52301     | Life & Health Insurance                 | 0                   | 0                   | 0                    | 0                   |
| 52401     | Workers' Compensation                   | 0                   | 0                   | 0                    | 0                   |
| 52501     | Unemployment Compensation               | 0                   | 0                   | 0                    | 0                   |
|           | PERSONNEL COSTS                         | <u>0</u>            | <u>0</u>            | <u>0</u>             | <u>0</u>            |
| 53101     | Professional Services                   | 88,613              | 45,000              | 50,000               | 50,000              |
| 53201     | Accounting & Auditing                   | 0                   | 0                   | 0                    | 0                   |
| 53301     | Court Reporter Services                 | 0                   | 0                   | 0                    | 0                   |
| 53401     | Other Contractual Services              | 0                   | 0                   | 0                    | 0                   |
| 53501     | Investigations                          | 0                   | 0                   | 0                    | 0                   |
| 53601     | Pension Benefits                        | 0                   | 0                   | 0                    | 0                   |
| 54001     | Travel & Per Diem                       | 0                   | 0                   | 0                    | 0                   |
| 54101     | Communications                          | 0                   | 0                   | 0                    | 0                   |
| 54201     | Freight & Postage Services              | 0                   | 0                   | 0                    | 0                   |
| 54301     | Utility Services                        | 14,085              | 18,000              | 18,220               | 18,220              |
| 54401     | Rentals & Leases                        | 0                   | 0                   | 0                    | 0                   |
| 54501     | Insurance                               | 56,695              | 60,000              | 80,000               | 80,000              |
| 54601     | Repair & Maintenance Services           | 52,865              | 70,000              | 65,000               | 65,000              |
| 54701     | Printing & Binding                      | 0                   | 0                   | 0                    | 0                   |
| 54801     | Promotional Activities                  | 0                   | 0                   | 0                    | 0                   |
| 54901     | Other Current Charges & Obligations     | 174,900             | 170,153             | 292,200              | 292,200             |
| 54931     | Host Account                            | 0                   | 0                   | 0                    | 0                   |
| 55101     | Office Supplies                         | 0                   | 0                   | 0                    | 0                   |
| 55201     | Operating Supplies                      | 468                 | 0                   | 0                    | 0                   |
| 55301     | Road Materials & Supplies               | 0                   | 0                   | 0                    | 0                   |
| 55401     | Books, Pubs, & Subs                     | 0                   | 0                   | 0                    | 0                   |
| 55501     | Training & Registrations                | 0                   | 0                   | 0                    | 0                   |
| 55801     | Bad Debt                                | 0                   | 0                   | 0                    | 0                   |
| 55901     | Depreciation                            | 0                   | 0                   | 0                    | 0                   |
|           | OPERATING COSTS                         | <u>387,625</u>      | <u>363,153</u>      | <u>505,420</u>       | <u>505,420</u>      |
| 56101     | Land                                    | 0                   | 0                   | 0                    | 0                   |
| 56201     | Buildings                               | 0                   | 0                   | 0                    | 0                   |
| 56301     | Improvements Other Than Buildings       | 689,772             | 0                   | 2,526,589            | 2,526,589           |
| 56401     | Machinery & Equipment                   | 0                   | 0                   | 0                    | 0                   |
| 56501     | Construction in Progress                | 0                   | 0                   | 0                    | 0                   |
| 56601     | Books, Publications & Library Materials | 0                   | 0                   | 0                    | 0                   |
|           | CAPITAL OUTLAY                          | <u>689,772</u>      | <u>0</u>            | <u>2,526,589</u>     | <u>2,526,589</u>    |
| 57101     | Principal                               | 0                   | 212,474             | 212,474              | 212,474             |
| 57201     | Interest                                | 0                   | 0                   | 0                    | 0                   |
| 57301     | Other Debt Service Costs                | 0                   | 0                   | 0                    | 0                   |
|           | DEBT SERVICE                            | <u>0</u>            | <u>212,474</u>      | <u>212,474</u>       | <u>212,474</u>      |
| 58101     | Aids to Governmental Agencies           | 12,348              | 50,000              | 50,000               | 50,000              |
| 58201     | Aids to Private Organizations           | 0                   | 0                   | 0                    | 0                   |
| 58301     | Other Grants and Aids                   | 0                   | 0                   | 0                    | 0                   |
|           | GRANTS AND AIDS                         | <u>12,348</u>       | <u>50,000</u>       | <u>50,000</u>        | <u>50,000</u>       |
| 59101     | Transfers                               | 0                   | 1,349,000           | 1,345,750            | 1,345,750           |
| 59801     | Reserves                                | 0                   | 442,909             | 571,984              | 571,984             |
|           | NON-OPERATING COSTS                     | <u>0</u>            | <u>1,791,909</u>    | <u>1,917,734</u>     | <u>1,917,734</u>    |
|           | TOTAL BUDGET                            | <u>\$ 1,089,746</u> | <u>\$ 2,417,536</u> | <u>\$ 5,212,217</u>  | <u>\$ 5,212,217</u> |
| RESOURCES |   |                     |                     |                      |                     |
|           | Bob Sikes Toll                          | \$ 2,444,727        | \$ 2,544,775        | \$ 2,826,977         | \$ 2,826,977        |
|           | Interest                                | 0                   | 0                   | 0                    | 0                   |
|           | Miscellaneous Revenues                  | 0                   | 0                   | 0                    | 0                   |
|           | Insurance Proceeds                      | 0                   | 0                   | 0                    | 0                   |
|           | Fund Balance                            | (1,354,981)         | 0                   | 2,526,589            | 2,526,589           |
|           | Less 5%                                 | 0                   | (127,239)           | (141,349)            | (141,349)           |
|           | TOTAL REVENUES                          | <u>\$ 1,089,746</u> | <u>\$ 2,417,536</u> | <u>\$ 5,212,217</u>  | <u>\$ 5,212,217</u> |

FUND: 130 - Handicapped Parking Fines  
 FUNCTION: Human Services  
 ACTIVITY: Other Human Services

DEPARTMENT: Board of County Commissioners  
 DIVISION: Non-Departmental  
 COST CENTER: 150102 - ADA - Handicapped Parking

| Account | Title                                   | Actual<br>FY 18-19 | Adopted<br>FY 19-20 | Proposed<br>FY 20-21 | Adopted<br>FY 20-21 |
|---------|---|--------------------|---------------------|----------------------|---------------------|
| 51101   | Executive Salaries                      | \$ 0               | \$ 0                | \$ 0                 | \$ 0                |
| 51201   | Regular Salaries & Wages                | 0                  | 0                   | 0                    | 0                   |
| 51301   | Other Salaries & Wages                  | 0                  | 0                   | 0                    | 0                   |
| 51401   | Overtime                                | 0                  | 0                   | 0                    | 0                   |
| 51501   | Special pay                             | 0                  | 0                   | 0                    | 0                   |
| 52101   | FICA Taxes                              | 0                  | 0                   | 0                    | 0                   |
| 52201   | Retirement Contributions                | 0                  | 0                   | 0                    | 0                   |
| 52301   | Life & Health Insurance                 | 0                  | 0                   | 0                    | 0                   |
| 52401   | Workers' Compensation                   | 0                  | 0                   | 0                    | 0                   |
| 52501   | Unemployment Compensation               | 0                  | 0                   | 0                    | 0                   |
|         | PERSONNEL COSTS                         | <u>0</u>           | <u>0</u>            | <u>0</u>             | <u>0</u>            |
| 53101   | Professional Services                   | 13,611             | 30,000              | 30,000               | 30,000              |
| 53201   | Accounting & Auditing                   | 0                  | 0                   | 0                    | 0                   |
| 53301   | Court Reporter Services                 | 0                  | 0                   | 0                    | 0                   |
| 53401   | Other Contractual Services              | 0                  | 0                   | 0                    | 0                   |
| 53501   | Investigations                          | 0                  | 0                   | 0                    | 0                   |
| 53601   | Pension Benefits                        | 0                  | 0                   | 0                    | 0                   |
| 54001   | Travel & Per Diem                       | 0                  | 0                   | 0                    | 0                   |
| 54101   | Communications                          | 0                  | 0                   | 0                    | 0                   |
| 54201   | Freight & Postage Services              | 0                  | 0                   | 0                    | 0                   |
| 54301   | Utility Services                        | 0                  | 0                   | 0                    | 0                   |
| 54401   | Rentals & Leases                        | 0                  | 0                   | 0                    | 0                   |
| 54501   | Insurance                               | 0                  | 0                   | 0                    | 0                   |
| 54601   | Repair & Maintenance Services           | 0                  | 0                   | 0                    | 0                   |
| 54701   | Printing & Binding                      | 0                  | 0                   | 0                    | 0                   |
| 54801   | Promotional Activities                  | 0                  | 0                   | 0                    | 0                   |
| 54901   | Other Current Charges & Obligations     | 10,035             | 500                 | 500                  | 500                 |
| 54931   | Host Account                            | 0                  | 0                   | 0                    | 0                   |
| 55101   | Office Supplies                         | 0                  | 0                   | 0                    | 0                   |
| 55201   | Operating Supplies                      | 260                | 0                   | 0                    | 0                   |
| 55301   | Road Materials & Supplies               | 0                  | 0                   | 0                    | 0                   |
| 55401   | Books, Pubs, & Subs                     | 0                  | 0                   | 0                    | 0                   |
| 55501   | Training & Registrations                | 0                  | 0                   | 0                    | 0                   |
| 55801   | Bad Debt                                | 0                  | 0                   | 0                    | 0                   |
| 55901   | Depreciation                            | 0                  | 0                   | 0                    | 0                   |
|         | OPERATING COSTS                         | <u>23,905</u>      | <u>30,500</u>       | <u>30,500</u>        | <u>30,500</u>       |
| 56101   | Land                                    | 0                  | 0                   | 0                    | 0                   |
| 56201   | Buildings                               | 0                  | 0                   | 0                    | 0                   |
| 56301   | Improvements Other Than Buildings       | 0                  | 0                   | 0                    | 0                   |
| 56401   | Machinery & Equipment                   | 12,550             | 0                   | 0                    | 0                   |
| 56501   | Construction in Progress                | 0                  | 0                   | 0                    | 0                   |
| 56601   | Books, Publications & Library Materials | 0                  | 0                   | 0                    | 0                   |
|         | CAPITAL OUTLAY                          | <u>12,550</u>      | <u>0</u>            | <u>0</u>             | <u>0</u>            |
| 57101   | Principal                               | 0                  | 0                   | 0                    | 0                   |
| 57201   | Interest                                | 0                  | 0                   | 0                    | 0                   |
| 57301   | Other Debt Service Costs                | 0                  | 0                   | 0                    | 0                   |
|         | DEBT SERVICE                            | <u>0</u>           | <u>0</u>            | <u>0</u>             | <u>0</u>            |
| 58101   | Aids to Governmental Agencies           | 0                  | 0                   | 0                    | 0                   |
| 58201   | Aids to Private Organizations           | 0                  | 0                   | 0                    | 0                   |
| 58301   | Other Grants and Aids                   | 0                  | 0                   | 0                    | 0                   |
|         | GRANTS AND AIDS                         | <u>0</u>           | <u>0</u>            | <u>0</u>             | <u>0</u>            |
| 59101   | Transfers                               | 0                  | 0                   | 0                    | 0                   |
| 59801   | Reserves                                | 0                  | 0                   | 0                    | 0                   |
|         | NON-OPERATING COSTS                     | <u>0</u>           | <u>0</u>            | <u>0</u>             | <u>0</u>            |
|         | TOTAL BUDGET                            | <u>\$ 36,455</u>   | <u>\$ 30,500</u>    | <u>\$ 30,500</u>     | <u>\$ 30,500</u>    |

RESOURCES

|                           |                  |                  |                  |                  |
|---------------------------|------------------|------------------|------------------|------------------|
| Handicapped Parking Fines | \$ 36,455        | \$ 6,650         | \$ 6,650         | \$ 6,650         |
| Interest                  | 0                | 0                | 0                | 0                |
| Fund Balance              | 0                | 24,183           | 24,183           | 24,183           |
| Less 5%                   | 0                | (333)            | (333)            | (333)            |
| TOTAL REVENUES            | <u>\$ 36,455</u> | <u>\$ 30,500</u> | <u>\$ 30,500</u> | <u>\$ 30,500</u> |

FUND: 203 - Debt Service  
 FUNCTION: General Government  
 ACTIVITY: Debt Service Payments

DEPARTMENT: Board of County Commissioners  
 DIVISION: Non-Departmental  
 COST CENTER: 110260 - Capital Improv. Bond 2018 (refunding)

| Account   | Title  | Actual<br>FY 18-19  | Adopted<br>FY 19-20 | Proposed<br>FY 20-21 | Adopted<br>FY 20-21 |
|-----------|--|---------------------|---------------------|----------------------|---------------------|
| 51101     | Executive Salaries                               | \$ 0                | \$ 0                | \$ 0                 | 0                   |
| 51201     | Regular Salaries & Wages                         | 0                   | 0                   | 0                    | 0                   |
| 51301     | Other Salaries & Wages                           | 0                   | 0                   | 0                    | 0                   |
| 51401     | Overtime   | 0                   | 0                   | 0                    | 0                   |
| 51501     | Special pay                                      | 0                   | 0                   | 0                    | 0                   |
| 52101     | FICA Taxes                                       | 0                   | 0                   | 0                    | 0                   |
| 52201     | Retirement Contributions                         | 0                   | 0                   | 0                    | 0                   |
| 52301     | Life & Health Insurance                          | 0                   | 0                   | 0                    | 0                   |
| 52401     | Workers' Compensation                            | 0                   | 0                   | 0                    | 0                   |
| 52501     | Unemployment Compensation                        | 0                   | 0                   | 0                    | 0                   |
|           | PERSONNEL COSTS                                  | <u>0</u>            | <u>0</u>            | <u>0</u>             | <u>0</u>            |
| 53101     | Professional Services                            | 0                   | 0                   | 0                    | 0                   |
| 53201     | Accounting & Auditing                            | 0                   | 0                   | 0                    | 0                   |
| 53301     | Court Reporter Services                          | 0                   | 0                   | 0                    | 0                   |
| 53401     | Other Contractual Services                       | 0                   | 0                   | 0                    | 0                   |
| 53501     | Investigations                                   | 0                   | 0                   | 0                    | 0                   |
| 53601     | Pension Benefits                                 | 0                   | 0                   | 0                    | 0                   |
| 54001     | Travel & Per Diem                                | 0                   | 0                   | 0                    | 0                   |
| 54101     | Communications & Freight Services                | 0                   | 0                   | 0                    | 0                   |
| 54301     | Utility Services                                 | 0                   | 0                   | 0                    | 0                   |
| 54401     | Rentals & Leases                                 | 0                   | 0                   | 0                    | 0                   |
| 54501     | Insurance  | 0                   | 0                   | 0                    | 0                   |
| 54601     | Repair & Maintenance Services                    | 0                   | 0                   | 0                    | 0                   |
| 54701     | Printing & Binding                               | 0                   | 0                   | 0                    | 0                   |
| 54801     | Promotional Activities                           | 0                   | 0                   | 0                    | 0                   |
| 54901     | Other Current Charges & Obligations              | 0                   | 0                   | 0                    | 0                   |
| 55101     | Office Supplies                                  | 0                   | 0                   | 0                    | 0                   |
| 55201     | Operating Supplies                               | 0                   | 0                   | 0                    | 0                   |
| 55301     | Road Materials & Supplies                        | 0                   | 0                   | 0                    | 0                   |
| 55401     | Books, Publications, Subscriptions & Memberships | 0                   | 0                   | 0                    | 0                   |
| 55801     | Bad Debt   | 0                   | 0                   | 0                    | 0                   |
| 55901     | Depreciation                                     | 0                   | 0                   | 0                    | 0                   |
|           | OPERATING COSTS                                  | <u>0</u>            | <u>0</u>            | <u>0</u>             | <u>0</u>            |
| 56101     | Land   | 0                   | 0                   | 0                    | 0                   |
| 56201     | Buildings  | 0                   | 0                   | 0                    | 0                   |
| 56301     | Improvements Other Than Buildings                | 0                   | 0                   | 0                    | 0                   |
| 56401     | Machinery & Equipment                            | 0                   | 0                   | 0                    | 0                   |
| 56501     | Construction in Progress                         | 0                   | 0                   | 0                    | 0                   |
| 56601     | Books, Publications & Library Materials          | 0                   | 0                   | 0                    | 0                   |
|           | CAPITAL OUTLAY                                   | <u>0</u>            | <u>0</u>            | <u>0</u>             | <u>0</u>            |
| 57101     | Principal  | 2,705,000           | 2,745,000           | 2,860,000            | 2,860,000           |
| 57201     | Interest   | 1,748,352           | 1,942,000           | 1,804,750            | 1,804,750           |
| 57301     | Other Debt Service Costs                         | 300,599             | 10,000              | 10,000               | 10,000              |
|           | DEBT SERVICE                                     | <u>4,753,951</u>    | <u>4,697,000</u>    | <u>4,674,750</u>     | <u>4,674,750</u>    |
| 58101     | Aids to Governmental Agencies                    | 0                   | 0                   | 0                    | 0                   |
| 58201     | Aids to Private Organizations                    | 0                   | 0                   | 0                    | 0                   |
| 58301     | Other Grants and Aids                            | 0                   | 0                   | 0                    | 0                   |
|           | GRANTS AND AIDS                                  | <u>0</u>            | <u>0</u>            | <u>0</u>             | <u>0</u>            |
| 59101     | Transfers  | 0                   | 0                   | 0                    | 0                   |
| 59801     | Reserves   | 0                   | 0                   | 0                    | 0                   |
|           | NON-OPERATING COSTS                              | <u>0</u>            | <u>0</u>            | <u>0</u>             | <u>0</u>            |
|           | TOTAL BUDGET                                     | <u>\$ 4,753,951</u> | <u>\$ 4,697,000</u> | <u>\$ 4,674,750</u>  | <u>\$ 4,674,750</u> |
| RESOURCES |  |                     |                     |                      |                     |
|           | Interest   | \$ 0                | \$ 10,000           | \$ 10,000            | \$ 10,000           |
|           | Transfer 001                                     | 4,753,951           | 2,325,500           | 2,309,500            | 2,309,500           |
|           | Bob Sikes Toll Bridge                            | 0                   | 1,349,000           | 1,345,750            | 1,345,750           |
|           | IHMC Reimbursements                              | 0                   | 1,012,500           | 1,009,500            | 1,009,500           |
|           | Estimated Fund Balance                           | 0                   | 0                   | 0                    | 0                   |
|           | TOTAL REVENUES                                   | <u>\$ 4,753,951</u> | <u>\$ 4,697,000</u> | <u>\$ 4,674,750</u>  | <u>\$ 4,674,750</u> |

FUND: 203 - Debt Service  
 FUNCTION: General Government  
 ACTIVITY: Debt Service Payments

DEPARTMENT: Board of County Commissioners  
 DIVISION: Non-Departmental  
 COST CENTER: 110259 - SRIA Capital Revenue Bonds

| Account   | Title  | Actual<br>FY 18-19  | Adopted<br>FY 19-20 | Proposed<br>FY 20-21 | Adopted<br>FY 20-21 |
|-----------|--|---------------------|---------------------|----------------------|---------------------|
| 51101     | Executive Salaries                               | \$ 0                | \$ 0                | \$ 0                 | 0                   |
| 51201     | Regular Salaries & Wages                         | 0                   | 0                   | 0                    | 0                   |
| 51301     | Other Salaries & Wages                           | 0                   | 0                   | 0                    | 0                   |
| 51401     | Overtime   | 0                   | 0                   | 0                    | 0                   |
| 51501     | Special pay                                      | 0                   | 0                   | 0                    | 0                   |
| 52101     | FICA Taxes                                       | 0                   | 0                   | 0                    | 0                   |
| 52201     | Retirement Contributions                         | 0                   | 0                   | 0                    | 0                   |
| 52301     | Life & Health Insurance                          | 0                   | 0                   | 0                    | 0                   |
| 52401     | Workers' Compensation                            | 0                   | 0                   | 0                    | 0                   |
| 52501     | Unemployment Compensation                        | 0                   | 0                   | 0                    | 0                   |
|           | PERSONNEL COSTS                                  | <u>0</u>            | <u>0</u>            | <u>0</u>             | <u>0</u>            |
| 53101     | Professional Services                            | 0                   | 0                   | 0                    | 0                   |
| 53201     | Accounting & Auditing                            | 0                   | 0                   | 0                    | 0                   |
| 53301     | Court Reporter Services                          | 0                   | 0                   | 0                    | 0                   |
| 53401     | Other Contractual Services                       | 0                   | 0                   | 0                    | 0                   |
| 53501     | Investigations                                   | 0                   | 0                   | 0                    | 0                   |
| 53601     | Pension Benefits                                 | 0                   | 0                   | 0                    | 0                   |
| 54001     | Travel & Per Diem                                | 0                   | 0                   | 0                    | 0                   |
| 54101     | Communications & Freight Services                | 0                   | 0                   | 0                    | 0                   |
| 54301     | Utility Services                                 | 0                   | 0                   | 0                    | 0                   |
| 54401     | Rentals & Leases                                 | 0                   | 0                   | 0                    | 0                   |
| 54501     | Insurance  | 0                   | 0                   | 0                    | 0                   |
| 54601     | Repair & Maintenance Services                    | 0                   | 0                   | 0                    | 0                   |
| 54701     | Printing & Binding                               | 0                   | 0                   | 0                    | 0                   |
| 54801     | Promotional Activities                           | 0                   | 0                   | 0                    | 0                   |
| 54901     | Other Current Charges & Obligations              | 0                   | 0                   | 0                    | 0                   |
| 55101     | Office Supplies                                  | 0                   | 0                   | 0                    | 0                   |
| 55201     | Operating Supplies                               | 0                   | 0                   | 0                    | 0                   |
| 55301     | Road Materials & Supplies                        | 0                   | 0                   | 0                    | 0                   |
| 55401     | Books, Publications, Subscriptions & Memberships | 0                   | 0                   | 0                    | 0                   |
| 55801     | Bad Debt   | 0                   | 0                   | 0                    | 0                   |
| 55901     | Depreciation                                     | 0                   | 0                   | 0                    | 0                   |
|           | OPERATING COSTS                                  | <u>0</u>            | <u>0</u>            | <u>0</u>             | <u>0</u>            |
| 56101     | Land   | 0                   | 0                   | 0                    | 0                   |
| 56201     | Buildings  | 0                   | 0                   | 0                    | 0                   |
| 56301     | Improvements Other Than Buildings                | 0                   | 0                   | 0                    | 0                   |
| 56401     | Machinery & Equipment                            | 0                   | 0                   | 0                    | 0                   |
| 56501     | Construction in Progress                         | 0                   | 0                   | 0                    | 0                   |
| 56601     | Books, Publications & Library Materials          | 0                   | 0                   | 0                    | 0                   |
|           | CAPITAL OUTLAY                                   | <u>0</u>            | <u>0</u>            | <u>0</u>             | <u>0</u>            |
| 57101     | Principal  | 1,230,000           | 1,250,000           | 1,265,000            | 1,265,000           |
| 57201     | Interest   | 52,056              | 34,959              | 17,854               | 17,854              |
| 57301     | Other Debt Service Costs                         | 0                   | 500                 | 1,000                | 1,000               |
|           | DEBT SERVICE                                     | <u>1,282,056</u>    | <u>1,285,459</u>    | <u>1,283,854</u>     | <u>1,283,854</u>    |
| 58101     | Aids to Governmental Agencies                    | 0                   | 0                   | 0                    | 0                   |
| 58201     | Aids to Private Organizations                    | 0                   | 0                   | 0                    | 0                   |
| 58301     | Other Grants and Aids                            | 0                   | 0                   | 0                    | 0                   |
|           | GRANTS AND AIDS                                  | <u>0</u>            | <u>0</u>            | <u>0</u>             | <u>0</u>            |
| 59101     | Transfers  | 0                   | 0                   | 0                    | 0                   |
| 59801     | Reserves   | 0                   | 0                   | 0                    | 0                   |
|           | NON-OPERATING COSTS                              | <u>0</u>            | <u>0</u>            | <u>0</u>             | <u>0</u>            |
|           | TOTAL BUDGET                                     | <u>\$ 1,282,056</u> | <u>\$ 1,285,459</u> | <u>\$ 1,283,854</u>  | <u>\$ 1,283,854</u> |
| RESOURCES |  |                     |                     |                      |                     |
|           | Interest   | \$ 0                | \$ 500              | \$ 1,000             | \$ 1,000            |
|           | SRIA Reimbursements                              | 1,282,056           | 1,284,959           | 1,282,854            | 1,282,854           |
|           | Miscellaneous                                    | 0                   | 0                   | 0                    | 0                   |
|           | Estimated Fund Balance                           | 0                   | 0                   | 0                    | 0                   |
|           | TOTAL REVENUES                                   | <u>\$ 1,282,056</u> | <u>\$ 1,285,459</u> | <u>\$ 1,283,854</u>  | <u>\$ 1,283,854</u> |



FUND: 203 - Debt Service  
 FUNCTION: General Government  
 ACTIVITY: Debt Service Payments

DEPARTMENT: Board of County Commissioners  
 DIVISION: Non-Departmental  
 COST CENTER: 110242 - Jail Sales-2017 Tax Bonds

| Account   | Title  | Actual<br>FY 19-19 | Adopted<br>FY 19-20 | Proposed<br>FY 20-21 | Adopted<br>FY 20-21 |
|-----------|--|--------------------|---------------------|----------------------|---------------------|
| 51101     | Executive Salaries                               | \$ 0               | \$ 0                | \$ 0                 | 0                   |
| 51201     | Regular Salaries & Wages                         | 0                  | 0                   | 0                    | 0                   |
| 51301     | Other Salaries & Wages                           | 0                  | 0                   | 0                    | 0                   |
| 51401     | Overtime   | 0                  | 0                   | 0                    | 0                   |
| 51501     | Special pay                                      | 0                  | 0                   | 0                    | 0                   |
| 52101     | FICA Taxes                                       | 0                  | 0                   | 0                    | 0                   |
| 52201     | Retirement Contributions                         | 0                  | 0                   | 0                    | 0                   |
| 52301     | Life & Health Insurance                          | 0                  | 0                   | 0                    | 0                   |
| 52401     | Workers' Compensation                            | 0                  | 0                   | 0                    | 0                   |
| 52501     | Unemployment Compensation                        | 0                  | 0                   | 0                    | 0                   |
|           | PERSONNEL COSTS                                  | 0                  | 0                   | 0                    | 0                   |
| 53101     | Professional Services                            | 0                  | 0                   | 0                    | 0                   |
| 53201     | Accounting & Auditing                            | 0                  | 0                   | 0                    | 0                   |
| 53301     | Court Reporter Services                          | 0                  | 0                   | 0                    | 0                   |
| 53401     | Other Contractual Services                       | 0                  | 0                   | 0                    | 0                   |
| 53501     | Investigations                                   | 0                  | 0                   | 0                    | 0                   |
| 53601     | Pension Benefits                                 | 0                  | 0                   | 0                    | 0                   |
| 54001     | Travel & Per Diem                                | 0                  | 0                   | 0                    | 0                   |
| 54101     | Communications & Freight Services                | 0                  | 0                   | 0                    | 0                   |
| 54301     | Utility Services                                 | 0                  | 0                   | 0                    | 0                   |
| 54401     | Rentals & Leases                                 | 0                  | 0                   | 0                    | 0                   |
| 54501     | Insurance  | 0                  | 0                   | 0                    | 0                   |
| 54601     | Repair & Maintenance Services                    | 0                  | 0                   | 0                    | 0                   |
| 54701     | Printing & Binding                               | 0                  | 0                   | 0                    | 0                   |
| 54801     | Promotional Activities                           | 0                  | 0                   | 0                    | 0                   |
| 54901     | Other Current Charges & Obligations              | 0                  | 0                   | 0                    | 0                   |
| 55101     | Office Supplies                                  | 0                  | 0                   | 0                    | 0                   |
| 55201     | Operating Supplies                               | 0                  | 0                   | 0                    | 0                   |
| 55301     | Road Materials & Supplies                        | 0                  | 0                   | 0                    | 0                   |
| 55401     | Books, Publications, Subscriptions & Memberships | 0                  | 0                   | 0                    | 0                   |
| 55801     | Bad Debt   | 0                  | 0                   | 0                    | 0                   |
| 55901     | Depreciation                                     | 0                  | 0                   | 0                    | 0                   |
|           | OPERATING COSTS                                  | 0                  | 0                   | 0                    | 0                   |
| 56101     | Land   | 0                  | 0                   | 0                    | 0                   |
| 56201     | Buildings  | 0                  | 0                   | 0                    | 0                   |
| 56301     | Improvements Other Than Buildings                | 0                  | 0                   | 0                    | 0                   |
| 56401     | Machinery & Equipment                            | 0                  | 0                   | 0                    | 0                   |
| 56501     | Construction in Progress                         | 0                  | 0                   | 0                    | 0                   |
| 56601     | Books, Publications & Library Materials          | 0                  | 0                   | 0                    | 0                   |
|           | CAPITAL OUTLAY                                   | 0                  | 0                   | 0                    | 0                   |
| 57101     | Principal  | 510,000            | 525,000             | 545,000              | 545,000             |
| 57201     | Interest   | 3,687,000          | 3,671,700           | 3,650,700            | 3,650,700           |
| 57301     | Other Debt Service Costs                         | 0                  | 1,300               | 5,000                | 5,000               |
|           | DEBT SERVICE                                     | 4,197,000          | 4,198,000           | 4,200,700            | 4,200,700           |
| 58101     | Aids to Governmental Agencies                    | 0                  | 0                   | 0                    | 0                   |
| 58201     | Aids to Private Organizations                    | 0                  | 0                   | 0                    | 0                   |
| 58301     | Other Grants and Aids                            | 0                  | 0                   | 0                    | 0                   |
|           | GRANTS AND AIDS                                  | 0                  | 0                   | 0                    | 0                   |
| 59101     | Transfers  | 0                  | 0                   | 0                    | 0                   |
| 59801     | Reserves   | 0                  | 0                   | 0                    | 0                   |
|           | NON-OPERATING COSTS                              | 0                  | 0                   | 0                    | 0                   |
|           | TOTAL BUDGET                                     | \$ 4,197,000       | \$ 4,198,000        | \$ 4,200,700         | \$ 4,200,700        |
| RESOURCES |  |                    |                     |                      |                     |
|           | Interest   | \$ 0               | \$ 1,300            | \$ 5,000             | \$ 5,000            |
|           | Jail Series 2017 Capital Project Fund            | 0                  | 0                   | 0                    | 0                   |
|           | Local Option Sales Tax IV                        | 4,197,000          | 4,196,700           | 4,195,700            | 4,195,700           |
|           | Estimated Fund Balance                           | 0                  | 0                   | 0                    | 0                   |
|           | TOTAL REVENUES                                   | \$ 4,197,000       | \$ 4,198,000        | \$ 4,200,700         | \$ 4,200,700        |

FUND: 203 - Debt Service  
 FUNCTION: General Government  
 ACTIVITY: Debt Service Payments

DEPARTMENT: Board of County Commissioners  
 DIVISION: Non-Departmental  
 COST CENTER: 110237 - Sales Tax Revenue Bonds

| Account   | Title  | Actual<br>FY 18-19 | Adopted<br>FY 19-20 | Proposed<br>FY 20-21 | Adopted<br>FY 20-21 |
|-----------|--|--------------------|---------------------|----------------------|---------------------|
| 51101     | Executive Salaries                               | \$ 0               | \$ 0                | \$ 0                 | 0                   |
| 51201     | Regular Salaries & Wages                         | 0                  | 0                   | 0                    | 0                   |
| 51301     | Other Salaries & Wages                           | 0                  | 0                   | 0                    | 0                   |
| 51401     | Overtime   | 0                  | 0                   | 0                    | 0                   |
| 51501     | Special pay                                      | 0                  | 0                   | 0                    | 0                   |
| 52101     | FICA Taxes                                       | 0                  | 0                   | 0                    | 0                   |
| 52201     | Retirement Contributions                         | 0                  | 0                   | 0                    | 0                   |
| 52301     | Life & Health Insurance                          | 0                  | 0                   | 0                    | 0                   |
| 52401     | Workers' Compensation                            | 0                  | 0                   | 0                    | 0                   |
| 52501     | Unemployment Compensation                        | 0                  | 0                   | 0                    | 0                   |
|           | PERSONNEL COSTS                                  | 0                  | 0                   | 0                    | 0                   |
| 53101     | Professional Services                            | 0                  | 0                   | 0                    | 0                   |
| 53201     | Accounting & Auditing                            | 0                  | 0                   | 0                    | 0                   |
| 53301     | Court Reporter Services                          | 0                  | 0                   | 0                    | 0                   |
| 53401     | Other Contractual Services                       | 0                  | 0                   | 0                    | 0                   |
| 53501     | Investigations                                   | 0                  | 0                   | 0                    | 0                   |
| 53601     | Pension Benefits                                 | 0                  | 0                   | 0                    | 0                   |
| 54001     | Travel & Per Diem                                | 0                  | 0                   | 0                    | 0                   |
| 54101     | Communications & Freight Services                | 0                  | 0                   | 0                    | 0                   |
| 54301     | Utility Services                                 | 0                  | 0                   | 0                    | 0                   |
| 54401     | Rentals & Leases                                 | 0                  | 0                   | 0                    | 0                   |
| 54501     | Insurance  | 0                  | 0                   | 0                    | 0                   |
| 54601     | Repair & Maintenance Services                    | 0                  | 0                   | 0                    | 0                   |
| 54701     | Printing & Binding                               | 0                  | 0                   | 0                    | 0                   |
| 54801     | Promotional Activities                           | 0                  | 0                   | 0                    | 0                   |
| 54901     | Other Current Charges & Obligations              | 0                  | 0                   | 0                    | 0                   |
| 55101     | Office Supplies                                  | 0                  | 0                   | 0                    | 0                   |
| 55201     | Operating Supplies                               | 0                  | 0                   | 0                    | 0                   |
| 55301     | Road Materials & Supplies                        | 0                  | 0                   | 0                    | 0                   |
| 55401     | Books, Publications, Subscriptions & Memberships | 0                  | 0                   | 0                    | 0                   |
| 55801     | Bad Debt   | 0                  | 0                   | 0                    | 0                   |
| 55901     | Depreciation                                     | 0                  | 0                   | 0                    | 0                   |
|           | OPERATING COSTS                                  | 0                  | 0                   | 0                    | 0                   |
| 56101     | Land   | 0                  | 0                   | 0                    | 0                   |
| 56201     | Buildings  | 0                  | 0                   | 0                    | 0                   |
| 56301     | Improvements Other Than Buildings                | 0                  | 0                   | 0                    | 0                   |
| 56401     | Machinery & Equipment                            | 0                  | 0                   | 0                    | 0                   |
| 56501     | Construction in Progress                         | 0                  | 0                   | 0                    | 0                   |
| 56601     | Books, Publications & Library Materials          | 0                  | 0                   | 0                    | 0                   |
|           | CAPITAL OUTLAY                                   | 0                  | 0                   | 0                    | 0                   |
| 57101     | Principal  | 26,080,000         | 2,105,000           | 2,165,000            | 2,165,000           |
| 57201     | Interest   | 1,196,072          | 999,150             | 936,234              | 936,234             |
| 57301     | Other Debt Service Costs                         | 9,979              | 1,000               | 1,000                | 1,000               |
|           | DEBT SERVICE                                     | 27,286,051         | 3,105,150           | 3,102,234            | 3,102,234           |
| 58101     | Aids to Governmental Agencies                    | 0                  | 0                   | 0                    | 0                   |
| 58201     | Aids to Private Organizations                    | 0                  | 0                   | 0                    | 0                   |
| 58301     | Other Grants and Aids                            | 0                  | 0                   | 0                    | 0                   |
|           | GRANTS AND AIDS                                  | 0                  | 0                   | 0                    | 0                   |
| 59101     | Transfers  | 0                  | 0                   | 0                    | 0                   |
| 59801     | Reserves   | 0                  | 0                   | 0                    | 0                   |
|           | NON-OPERATING COSTS                              | 0                  | 0                   | 0                    | 0                   |
|           | TOTAL BUDGET                                     | \$ 27,286,051      | \$ 3,105,150        | \$ 3,102,234         | \$ 3,102,234        |
| RESOURCES |  |                    |                     |                      |                     |
|           | Interest   | \$ 0               | \$ 1,000            | \$ 1,000             | \$ 1,000            |
|           | Transfer 001                                     | 27,286,051         | 3,104,150           | 3,101,234            | 3,101,234           |
|           | Miscellaneous                                    | 0                  | 0                   | 0                    | 0                   |
|           | Estimated Fund Balance                           | 0                  | 0                   | 0                    | 0                   |
|           | TOTAL REVENUES                                   | \$ 27,286,051      | \$ 3,105,150        | \$ 3,102,234         | \$ 3,102,234        |

FUND: 101 - Escambia County Restricted Fund  
 FUNCTION: Physical Environment  
 ACTIVITY: Water/Sewer Comb Services

DEPARTMENT: Board of County Commissioners  
 DIVISION: Non-Departmental  
 COST CENTER: 110210 - Innerarity Island Dev Corporation (IIDC) Oper

| Account   | Title                                   | Actual<br>FY 18-19 | Adopted<br>FY 19-20 | Proposed<br>FY 20-21 | Adopted<br>FY 20-21 |
|-----------|---|--------------------|---------------------|----------------------|---------------------|
| 51101     | Executive Salaries                      | \$ 0               | \$ 0                | \$ 0                 | 0                   |
| 51201     | Regular Salaries & Wages                | 0                  | 0                   | 0                    | 0                   |
| 51301     | Other Salaries & Wages                  | 0                  | 0                   | 0                    | 0                   |
| 51401     | Overtime                                | 0                  | 0                   | 0                    | 0                   |
| 51501     | Special pay                             | 0                  | 0                   | 0                    | 0                   |
| 52101     | FICA Taxes                              | 0                  | 0                   | 0                    | 0                   |
| 52201     | Retirement Contributions                | 0                  | 0                   | 0                    | 0                   |
| 52301     | Life & Health Insurance                 | 0                  | 0                   | 0                    | 0                   |
| 52401     | Workers' Compensation                   | 0                  | 0                   | 0                    | 0                   |
| 52501     | Unemployment Compensation               | 0                  | 0                   | 0                    | 0                   |
|           | PERSONNEL COSTS                         | <u>0</u>           | <u>0</u>            | <u>0</u>             | <u>0</u>            |
| 53101     | Professional Services                   | 0                  | 0                   | 0                    | 0                   |
| 53102     | Professional Services - Water           | 0                  | 0                   | 0                    | 0                   |
| 53201     | Accounting & Auditing                   | 0                  | 0                   | 0                    | 0                   |
| 53301     | Court Reporter Services                 | 0                  | 0                   | 0                    | 0                   |
| 53401     | Other Contractual Services              | 55,613             | 53,500              | 33,500               | 33,500              |
| 53501     | Investigations                          | 0                  | 0                   | 0                    | 0                   |
| 53601     | Pension Benefits                        | 0                  | 0                   | 0                    | 0                   |
| 54001     | Travel & Per Diem                       | 0                  | 0                   | 0                    | 0                   |
| 54101     | Communications                          | 0                  | 0                   | 0                    | 0                   |
| 54201     | Postage & Freight                       | 0                  | 0                   | 0                    | 0                   |
| 54301     | Utility Services                        | 3,097              | 3,500               | 0                    | 0                   |
| 54302     | Utilities - Purchase of Water           | 0                  | 21,000              | 0                    | 0                   |
| 54303     | Utilities - Purchase of Wastewater      | 105,120            | 45,925              | 52,000               | 52,000              |
| 54401     | Rentals & Leases                        | 0                  | 0                   | 0                    | 0                   |
| 54501     | Insurance                               | 0                  | 0                   | 0                    | 0                   |
| 54601     | Repair & Maintenance Services           | 0                  | 0                   | 0                    | 0                   |
| 54701     | Printing & Binding                      | 0                  | 0                   | 0                    | 0                   |
| 54801     | Promotional Activities                  | 0                  | 0                   | 0                    | 0                   |
| 54901     | Other Current Charges & Obligations     | 10,320             | 10,500              | 0                    | 0                   |
| 55101     | Office Supplies                         | 0                  | 0                   | 0                    | 0                   |
| 55201     | Operating Supplies                      | 0                  | 0                   | 0                    | 0                   |
| 55301     | Road Materials & Supplies               | 0                  | 0                   | 0                    | 0                   |
| 55401     | Books, Pubs, & Subs                     | 0                  | 0                   | 0                    | 0                   |
| 55501     | Training & Registrations                | 0                  | 0                   | 0                    | 0                   |
| 55801     | Bad Debt                                | 0                  | 0                   | 0                    | 0                   |
| 55901     | Depreciation                            | 0                  | 0                   | 0                    | 0                   |
|           | OPERATING COSTS                         | <u>174,150</u>     | <u>134,425</u>      | <u>85,500</u>        | <u>85,500</u>       |
| 56101     | Land                                    | 0                  | 0                   | 0                    | 0                   |
| 56201     | Buildings                               | 0                  | 0                   | 0                    | 0                   |
| 56301     | Improvements Other Than Buildings       | 0                  | 0                   | 0                    | 0                   |
| 56401     | Machinery & Equipment                   | 0                  | 0                   | 0                    | 0                   |
| 56501     | Construction in Progress                | 0                  | 0                   | 0                    | 0                   |
| 56601     | Books, Publications & Library Materials | 0                  | 0                   | 0                    | 0                   |
|           | CAPITAL OUTLAY                          | <u>0</u>           | <u>0</u>            | <u>0</u>             | <u>0</u>            |
| 57101     | Principal                               | 0                  | 0                   | 0                    | 0                   |
| 57201     | Interest                                | 0                  | 0                   | 0                    | 0                   |
| 57301     | Other Debt Service Costs                | 0                  | 0                   | 0                    | 0                   |
|           | DEBT SERVICE                            | <u>0</u>           | <u>0</u>            | <u>0</u>             | <u>0</u>            |
| 58101     | Aids to Governmental Agencies           | 0                  | 0                   | 0                    | 0                   |
| 58201     | Aids to Private Organizations           | 0                  | 0                   | 0                    | 0                   |
| 58301     | Other Grants and Aids                   | 0                  | 0                   | 0                    | 0                   |
|           | GRANTS AND AIDS                         | <u>0</u>           | <u>0</u>            | <u>0</u>             | <u>0</u>            |
| 59101     | Transfers                               | 0                  | 0                   | 0                    | 0                   |
| 59801     | Reserves                                | 0                  | 0                   | 0                    | 0                   |
|           | NON-OPERATING COSTS                     | <u>0</u>           | <u>0</u>            | <u>0</u>             | <u>0</u>            |
|           | TOTAL BUDGET                            | <u>\$ 174,150</u>  | <u>\$ 134,425</u>   | <u>\$ 85,500</u>     | <u>\$ 85,500</u>    |
| RESOURCES |   |                    |                     |                      |                     |
|           | Innerarity Island Development Revenues  | \$ 105,209         | \$ 134,425          | \$ 85,500            | \$ 85,500           |
|           | Fund Balance                            | 68,941             | 0                   | 0                    | 0                   |
|           | TOTAL REVENUES                          | <u>\$ 174,150</u>  | <u>\$ 134,425</u>   | <u>\$ 85,500</u>     | <u>\$ 85,500</u>    |

FUND: 119 - COVID Escambia  
 FUNCTION: Human Services  
 ACTIVITY: Welfare

DEPARTMENT: Board of County Commissioners  
 DIVISION: Non-Departmental  
 COST CENTER: 110181 - Family CARES EFA

| Account   | Title                               | Actual<br>FY 18-19 | Adopted<br>FY 19-20 | Proposed<br>FY 20-21 | Adopted<br>FY 20-21 |
|-----------|-------------------------------------|--------------------|---------------------|----------------------|---------------------|
| 51101     | Executive Salaries                  | \$ 0               | \$ 0                | \$ 0                 | 0                   |
| 51201     | Regular Salaries & Wages            | 0                  | 0                   | 0                    | 0                   |
| 51301     | Other Salaries & Wages              | 0                  | 0                   | 0                    | 0                   |
| 51401     | Overtime                            | 0                  | 0                   | 0                    | 0                   |
| 51501     | Special pay                         | 0                  | 0                   | 0                    | 0                   |
| 52101     | FICA Taxes                          | 0                  | 0                   | 0                    | 0                   |
| 52201     | Retirement Contributions            | 0                  | 0                   | 0                    | 0                   |
| 52301     | Life & Health Insurance             | 0                  | 0                   | 0                    | 0                   |
| 52401     | Workers' Compensation               | 0                  | 0                   | 0                    | 0                   |
| 52501     | Unemployment Compensation           | 0                  | 0                   | 0                    | 0                   |
|           | PERSONNEL COSTS                     | <u>0</u>           | <u>0</u>            | <u>0</u>             | <u>0</u>            |
| 53101     | Professional Services               | 0                  | 0                   | 0                    | 0                   |
| 53201     | Accounting & Auditing               | 0                  | 0                   | 0                    | 0                   |
| 53301     | Court Reporter Services             | 0                  | 0                   | 0                    | 0                   |
| 53401     | Other Contractual Services          | 0                  | 0                   | 0                    | 0                   |
| 53501     | Investigations                      | 0                  | 0                   | 0                    | 0                   |
| 53601     | Pension Benefits                    | 0                  | 0                   | 0                    | 0                   |
| 54001     | Travel & Per Diem                   | 0                  | 0                   | 0                    | 0                   |
| 54101     | Communications                      | 0                  | 0                   | 0                    | 0                   |
| 54201     | Freight & Postage Services          | 0                  | 0                   | 0                    | 0                   |
| 54301     | Utility Services                    | 0                  | 0                   | 0                    | 0                   |
| 54401     | Rentals & Leases                    | 0                  | 0                   | 0                    | 0                   |
| 54501     | Insurance                           | 0                  | 0                   | 0                    | 0                   |
| 54601     | Repair & Maintenance Services       | 0                  | 0                   | 0                    | 0                   |
| 54701     | Printing & Binding                  | 0                  | 0                   | 0                    | 0                   |
| 54801     | Promotional Activities              | 0                  | 0                   | 0                    | 0                   |
| 54901     | Other Current Charges & Obligations | 0                  | 0                   | 0                    | 0                   |
| 54931     | Host Account                        | 0                  | 0                   | 0                    | 0                   |
| 55101     | Office Supplies                     | 0                  | 0                   | 0                    | 0                   |
| 55201     | Operating Supplies                  | 0                  | 0                   | 0                    | 0                   |
| 55301     | Road Materials & Supplies           | 0                  | 0                   | 0                    | 0                   |
| 55401     | Books, Pubs, & Subs                 | 0                  | 0                   | 0                    | 0                   |
| 55501     | Training & Registrations            | 0                  | 0                   | 0                    | 0                   |
| 55801     | Bad Debt                            | 0                  | 0                   | 0                    | 0                   |
| 55901     | Depreciation                        | 0                  | 0                   | 0                    | 0                   |
|           | OPERATING COSTS                     | <u>0</u>           | <u>0</u>            | <u>0</u>             | <u>0</u>            |
| 56101     | Land                                | 0                  | 0                   | 0                    | 0                   |
| 56201     | Buildings                           | 0                  | 0                   | 0                    | 0                   |
| 56301     | Improvements Other Than Buildings   | 0                  | 0                   | 0                    | 0                   |
| 56401     | Machinery & Equipment               | 0                  | 0                   | 0                    | 0                   |
| 56501     | Construction in Progress            | 0                  | 0                   | 0                    | 0                   |
| 56801     | Intangible Assets                   | 0                  | 0                   | 0                    | 0                   |
|           | CAPITAL OUTLAY                      | <u>0</u>           | <u>0</u>            | <u>0</u>             | <u>0</u>            |
| 57101     | Principal                           | 0                  | 0                   | 0                    | 0                   |
| 57201     | Interest                            | 0                  | 0                   | 0                    | 0                   |
| 57301     | Other Debt Service Costs            | 0                  | 0                   | 0                    | 0                   |
|           | DEBT SERVICE                        | <u>0</u>           | <u>0</u>            | <u>0</u>             | <u>0</u>            |
| 58101     | Aids to Governmental Agencies       | 0                  | 0                   | 0                    | 0                   |
| 58201     | Aids to Private Organizations       | 0                  | 0                   | 0                    | 0                   |
| 58301     | Other Grants and Aids               | 0                  | 0                   | 0                    | 3,580,331           |
|           | GRANTS AND AIDS                     | <u>0</u>           | <u>0</u>            | <u>0</u>             | <u>3,580,331</u>    |
| 59101     | Transfers                           | 0                  | 0                   | 0                    | 0                   |
| 59801     | Reserves                            | 0                  | 0                   | 0                    | 0                   |
|           | NON-OPERATING COSTS                 | <u>0</u>           | <u>0</u>            | <u>0</u>             | <u>0</u>            |
|           | TOTAL BUDGET                        | <u>\$ 0</u>        | <u>\$ 0</u>         | <u>\$ 0</u>          | <u>3,580,331</u>    |
| RESOURCES |                                     |                    |                     |                      |                     |
|           | Grant Revenues                      | \$ 0               | \$ 0                | \$ 0                 | 3,580,331           |
|           | TOTAL REVENUES                      | <u>\$ 0</u>        | <u>\$ 0</u>         | <u>\$ 0</u>          | <u>3,580,331</u>    |

FUND: 119 - COVID Escambia  
 FUNCTION: Human Services  
 ACTIVITY: Welfare

DEPARTMENT: Board of County Commissioners  
 DIVISION: Non-Departmental  
 COST CENTER: 110182 - Business CARES

| Account   | Title                               | Actual<br>FY 18-19 | Adopted<br>FY 19-20 | Proposed<br>FY 20-21 | Adopted<br>FY 20-21 |
|-----------|-------------------------------------|--------------------|---------------------|----------------------|---------------------|
| 51101     | Executive Salaries                  | \$ 0               | \$ 0                | \$ 0                 | 0                   |
| 51201     | Regular Salaries & Wages            | 0                  | 0                   | 0                    | 0                   |
| 51301     | Other Salaries & Wages              | 0                  | 0                   | 0                    | 0                   |
| 51401     | Overtime                            | 0                  | 0                   | 0                    | 0                   |
| 51501     | Special pay                         | 0                  | 0                   | 0                    | 0                   |
| 52101     | FICA Taxes                          | 0                  | 0                   | 0                    | 0                   |
| 52201     | Retirement Contributions            | 0                  | 0                   | 0                    | 0                   |
| 52301     | Life & Health Insurance             | 0                  | 0                   | 0                    | 0                   |
| 52401     | Workers' Compensation               | 0                  | 0                   | 0                    | 0                   |
| 52501     | Unemployment Compensation           | 0                  | 0                   | 0                    | 0                   |
|           | PERSONNEL COSTS                     | <u>0</u>           | <u>0</u>            | <u>0</u>             | <u>0</u>            |
| 53101     | Professional Services               | 0                  | 0                   | 0                    | 0                   |
| 53201     | Accounting & Auditing               | 0                  | 0                   | 0                    | 0                   |
| 53301     | Court Reporter Services             | 0                  | 0                   | 0                    | 0                   |
| 53401     | Other Contractual Services          | 0                  | 0                   | 0                    | 0                   |
| 53501     | Investigations                      | 0                  | 0                   | 0                    | 0                   |
| 53601     | Pension Benefits                    | 0                  | 0                   | 0                    | 0                   |
| 54001     | Travel & Per Diem                   | 0                  | 0                   | 0                    | 0                   |
| 54101     | Communications                      | 0                  | 0                   | 0                    | 0                   |
| 54201     | Freight & Postage Services          | 0                  | 0                   | 0                    | 0                   |
| 54301     | Utility Services                    | 0                  | 0                   | 0                    | 0                   |
| 54401     | Rentals & Leases                    | 0                  | 0                   | 0                    | 0                   |
| 54501     | Insurance                           | 0                  | 0                   | 0                    | 0                   |
| 54601     | Repair & Maintenance Services       | 0                  | 0                   | 0                    | 0                   |
| 54701     | Printing & Binding                  | 0                  | 0                   | 0                    | 0                   |
| 54801     | Promotional Activities              | 0                  | 0                   | 0                    | 0                   |
| 54901     | Other Current Charges & Obligations | 0                  | 0                   | 0                    | 0                   |
| 54931     | Host Account                        | 0                  | 0                   | 0                    | 0                   |
| 55101     | Office Supplies                     | 0                  | 0                   | 0                    | 0                   |
| 55201     | Operating Supplies                  | 0                  | 0                   | 0                    | 0                   |
| 55301     | Road Materials & Supplies           | 0                  | 0                   | 0                    | 0                   |
| 55401     | Books, Pubs, & Subs                 | 0                  | 0                   | 0                    | 0                   |
| 55501     | Training & Registrations            | 0                  | 0                   | 0                    | 0                   |
| 55801     | Bad Debt                            | 0                  | 0                   | 0                    | 0                   |
| 55901     | Depreciation                        | 0                  | 0                   | 0                    | 0                   |
|           | OPERATING COSTS                     | <u>0</u>           | <u>0</u>            | <u>0</u>             | <u>0</u>            |
| 56101     | Land                                | 0                  | 0                   | 0                    | 0                   |
| 56201     | Buildings                           | 0                  | 0                   | 0                    | 0                   |
| 56301     | Improvements Other Than Buildings   | 0                  | 0                   | 0                    | 0                   |
| 56401     | Machinery & Equipment               | 0                  | 0                   | 0                    | 0                   |
| 56501     | Construction in Progress            | 0                  | 0                   | 0                    | 0                   |
| 56801     | Intangible Assets                   | 0                  | 0                   | 0                    | 0                   |
|           | CAPITAL OUTLAY                      | <u>0</u>           | <u>0</u>            | <u>0</u>             | <u>0</u>            |
| 57101     | Principal                           | 0                  | 0                   | 0                    | 0                   |
| 57201     | Interest                            | 0                  | 0                   | 0                    | 0                   |
| 57301     | Other Debt Service Costs            | 0                  | 0                   | 0                    | 0                   |
|           | DEBT SERVICE                        | <u>0</u>           | <u>0</u>            | <u>0</u>             | <u>0</u>            |
| 58101     | Aids to Governmental Agencies       | 0                  | 0                   | 0                    | 0                   |
| 58201     | Aids to Private Organizations       | 0                  | 0                   | 0                    | 3,580,331           |
| 58301     | Other Grants and Aids               | 0                  | 0                   | 0                    | 0                   |
|           | GRANTS AND AIDS                     | <u>0</u>           | <u>0</u>            | <u>0</u>             | <u>3,580,331</u>    |
| 59101     | Transfers                           | 0                  | 0                   | 0                    | 0                   |
| 59801     | Reserves                            | 0                  | 0                   | 0                    | 0                   |
|           | NON-OPERATING COSTS                 | <u>0</u>           | <u>0</u>            | <u>0</u>             | <u>0</u>            |
|           | TOTAL BUDGET                        | <u>\$ 0</u>        | <u>\$ 0</u>         | <u>\$ 0</u>          | <u>3,580,331</u>    |
| RESOURCES |                                     |                    |                     |                      |                     |
|           | Grant Revenues                      | \$ 0               | \$ 0                | \$ 0                 | 3,580,331           |
|           | TOTAL REVENUES                      | <u>\$ 0</u>        | <u>\$ 0</u>         | <u>\$ 0</u>          | <u>3,580,331</u>    |

FUND: 119 - COVID Escambia  
 FUNCTION: Human Services  
 ACTIVITY: Health

DEPARTMENT: Board of County Commissioners  
 DIVISION: Non-Departmental  
 COST CENTER: 110183 - Rapid Testing

| Account   | Title                               | Actual<br>FY 18-19 | Adopted<br>FY 19-20 | Proposed<br>FY 20-21 | Adopted<br>FY 20-21 |
|-----------|-------------------------------------|--------------------|---------------------|----------------------|---------------------|
| 51101     | Executive Salaries                  | \$ 0               | \$ 0                | \$ 0                 | 0                   |
| 51201     | Regular Salaries & Wages            | 0                  | 0                   | 0                    | 0                   |
| 51301     | Other Salaries & Wages              | 0                  | 0                   | 0                    | 0                   |
| 51401     | Overtime                            | 0                  | 0                   | 0                    | 0                   |
| 51501     | Special pay                         | 0                  | 0                   | 0                    | 0                   |
| 52101     | FICA Taxes                          | 0                  | 0                   | 0                    | 0                   |
| 52201     | Retirement Contributions            | 0                  | 0                   | 0                    | 0                   |
| 52301     | Life & Health Insurance             | 0                  | 0                   | 0                    | 0                   |
| 52401     | Workers' Compensation               | 0                  | 0                   | 0                    | 0                   |
| 52501     | Unemployment Compensation           | 0                  | 0                   | 0                    | 0                   |
|           | PERSONNEL COSTS                     | <u>0</u>           | <u>0</u>            | <u>0</u>             | <u>0</u>            |
| 53101     | Professional Services               | 0                  | 0                   | 0                    | 0                   |
| 53201     | Accounting & Auditing               | 0                  | 0                   | 0                    | 0                   |
| 53301     | Court Reporter Services             | 0                  | 0                   | 0                    | 0                   |
| 53401     | Other Contractual Services          | 0                  | 0                   | 0                    | 0                   |
| 53501     | Investigations                      | 0                  | 0                   | 0                    | 0                   |
| 53601     | Pension Benefits                    | 0                  | 0                   | 0                    | 0                   |
| 54001     | Travel & Per Diem                   | 0                  | 0                   | 0                    | 0                   |
| 54101     | Communications                      | 0                  | 0                   | 0                    | 0                   |
| 54201     | Freight & Postage Services          | 0                  | 0                   | 0                    | 0                   |
| 54301     | Utility Services                    | 0                  | 0                   | 0                    | 0                   |
| 54401     | Rentals & Leases                    | 0                  | 0                   | 0                    | 0                   |
| 54501     | Insurance                           | 0                  | 0                   | 0                    | 0                   |
| 54601     | Repair & Maintenance Services       | 0                  | 0                   | 0                    | 0                   |
| 54701     | Printing & Binding                  | 0                  | 0                   | 0                    | 0                   |
| 54801     | Promotional Activities              | 0                  | 0                   | 0                    | 0                   |
| 54901     | Other Current Charges & Obligations | 0                  | 0                   | 0                    | 0                   |
| 54931     | Host Account                        | 0                  | 0                   | 0                    | 0                   |
| 55101     | Office Supplies                     | 0                  | 0                   | 0                    | 0                   |
| 55201     | Operating Supplies                  | 0                  | 0                   | 0                    | 0                   |
| 55301     | Road Materials & Supplies           | 0                  | 0                   | 0                    | 0                   |
| 55401     | Books, Pubs, & Subs                 | 0                  | 0                   | 0                    | 0                   |
| 55501     | Training & Registrations            | 0                  | 0                   | 0                    | 0                   |
| 55801     | Bad Debt                            | 0                  | 0                   | 0                    | 0                   |
| 55901     | Depreciation                        | 0                  | 0                   | 0                    | 0                   |
|           | OPERATING COSTS                     | <u>0</u>           | <u>0</u>            | <u>0</u>             | <u>0</u>            |
| 56101     | Land                                | 0                  | 0                   | 0                    | 0                   |
| 56201     | Buildings                           | 0                  | 0                   | 0                    | 0                   |
| 56301     | Improvements Other Than Buildings   | 0                  | 0                   | 0                    | 0                   |
| 56401     | Machinery & Equipment               | 0                  | 0                   | 0                    | 0                   |
| 56501     | Construction in Progress            | 0                  | 0                   | 0                    | 0                   |
| 56801     | Intangible Assets                   | 0                  | 0                   | 0                    | 0                   |
|           | CAPITAL OUTLAY                      | <u>0</u>           | <u>0</u>            | <u>0</u>             | <u>0</u>            |
| 57101     | Principal                           | 0                  | 0                   | 0                    | 0                   |
| 57201     | Interest                            | 0                  | 0                   | 0                    | 0                   |
| 57301     | Other Debt Service Costs            | 0                  | 0                   | 0                    | 0                   |
|           | DEBT SERVICE                        | <u>0</u>           | <u>0</u>            | <u>0</u>             | <u>0</u>            |
| 58101     | Aids to Governmental Agencies       | 0                  | 0                   | 0                    | 0                   |
| 58201     | Aids to Private Organizations       | 0                  | 0                   | 0                    | 1,250,000           |
| 58301     | Other Grants and Aids               | 0                  | 0                   | 0                    | 0                   |
|           | GRANTS AND AIDS                     | <u>0</u>           | <u>0</u>            | <u>0</u>             | <u>1,250,000</u>    |
| 59101     | Transfers                           | 0                  | 0                   | 0                    | 0                   |
| 59801     | Reserves                            | 0                  | 0                   | 0                    | 0                   |
|           | NON-OPERATING COSTS                 | <u>0</u>           | <u>0</u>            | <u>0</u>             | <u>0</u>            |
|           | TOTAL BUDGET                        | <u>\$ 0</u>        | <u>\$ 0</u>         | <u>\$ 0</u>          | <u>1,250,000</u>    |
| RESOURCES |                                     |                    |                     |                      |                     |
|           | Grant Revenues                      | \$ 0               | \$ 0                | \$ 0                 | 1,250,000           |
|           | TOTAL REVENUES                      | <u>\$ 0</u>        | <u>\$ 0</u>         | <u>\$ 0</u>          | <u>1,250,000</u>    |



FUND: 119 - COVID Escambia  
 FUNCTION: Human Services  
 ACTIVITY: Welfare

DEPARTMENT: Board of County Commissioners  
 DIVISION: Non-Departmental  
 COST CENTER: 110184 - Escambia Serves

| Account   | Title                               | Actual<br>FY 18-19 | Adopted<br>FY 19-20 | Proposed<br>FY 20-21 | Adopted<br>FY 20-21 |
|-----------|-------------------------------------|--------------------|---------------------|----------------------|---------------------|
| 51101     | Executive Salaries                  | \$ 0               | \$ 0                | \$ 0                 | 0                   |
| 51201     | Regular Salaries & Wages            | 0                  | 0                   | 0                    | 0                   |
| 51301     | Other Salaries & Wages              | 0                  | 0                   | 0                    | 0                   |
| 51401     | Overtime                            | 0                  | 0                   | 0                    | 0                   |
| 51501     | Special pay                         | 0                  | 0                   | 0                    | 0                   |
| 52101     | FICA Taxes                          | 0                  | 0                   | 0                    | 0                   |
| 52201     | Retirement Contributions            | 0                  | 0                   | 0                    | 0                   |
| 52301     | Life & Health Insurance             | 0                  | 0                   | 0                    | 0                   |
| 52401     | Workers' Compensation               | 0                  | 0                   | 0                    | 0                   |
| 52501     | Unemployment Compensation           | 0                  | 0                   | 0                    | 0                   |
|           | PERSONNEL COSTS                     | <u>0</u>           | <u>0</u>            | <u>0</u>             | <u>0</u>            |
| 53101     | Professional Services               | 0                  | 0                   | 0                    | 0                   |
| 53201     | Accounting & Auditing               | 0                  | 0                   | 0                    | 0                   |
| 53301     | Court Reporter Services             | 0                  | 0                   | 0                    | 0                   |
| 53401     | Other Contractual Services          | 0                  | 0                   | 0                    | 0                   |
| 53501     | Investigations                      | 0                  | 0                   | 0                    | 0                   |
| 53601     | Pension Benefits                    | 0                  | 0                   | 0                    | 0                   |
| 54001     | Travel & Per Diem                   | 0                  | 0                   | 0                    | 0                   |
| 54101     | Communications                      | 0                  | 0                   | 0                    | 0                   |
| 54201     | Freight & Postage Services          | 0                  | 0                   | 0                    | 0                   |
| 54301     | Utility Services                    | 0                  | 0                   | 0                    | 0                   |
| 54401     | Rentals & Leases                    | 0                  | 0                   | 0                    | 0                   |
| 54501     | Insurance                           | 0                  | 0                   | 0                    | 0                   |
| 54601     | Repair & Maintenance Services       | 0                  | 0                   | 0                    | 0                   |
| 54701     | Printing & Binding                  | 0                  | 0                   | 0                    | 0                   |
| 54801     | Promotional Activities              | 0                  | 0                   | 0                    | 0                   |
| 54901     | Other Current Charges & Obligations | 0                  | 0                   | 0                    | 0                   |
| 54931     | Host Account                        | 0                  | 0                   | 0                    | 0                   |
| 55101     | Office Supplies                     | 0                  | 0                   | 0                    | 0                   |
| 55201     | Operating Supplies                  | 0                  | 0                   | 0                    | 0                   |
| 55301     | Road Materials & Supplies           | 0                  | 0                   | 0                    | 0                   |
| 55401     | Books, Pubs, & Subs                 | 0                  | 0                   | 0                    | 0                   |
| 55501     | Training & Registrations            | 0                  | 0                   | 0                    | 0                   |
| 55801     | Bad Debt                            | 0                  | 0                   | 0                    | 0                   |
| 55901     | Depreciation                        | 0                  | 0                   | 0                    | 0                   |
|           | OPERATING COSTS                     | <u>0</u>           | <u>0</u>            | <u>0</u>             | <u>0</u>            |
| 56101     | Land                                | 0                  | 0                   | 0                    | 0                   |
| 56201     | Buildings                           | 0                  | 0                   | 0                    | 0                   |
| 56301     | Improvements Other Than Buildings   | 0                  | 0                   | 0                    | 0                   |
| 56401     | Machinery & Equipment               | 0                  | 0                   | 0                    | 0                   |
| 56501     | Construction in Progress            | 0                  | 0                   | 0                    | 0                   |
| 56801     | Intangible Assets                   | 0                  | 0                   | 0                    | 0                   |
|           | CAPITAL OUTLAY                      | <u>0</u>           | <u>0</u>            | <u>0</u>             | <u>0</u>            |
| 57101     | Principal                           | 0                  | 0                   | 0                    | 0                   |
| 57201     | Interest                            | 0                  | 0                   | 0                    | 0                   |
| 57301     | Other Debt Service Costs            | 0                  | 0                   | 0                    | 0                   |
|           | DEBT SERVICE                        | <u>0</u>           | <u>0</u>            | <u>0</u>             | <u>0</u>            |
| 58101     | Aids to Governmental Agencies       | 0                  | 0                   | 0                    | 0                   |
| 58201     | Aids to Private Organizations       | 0                  | 0                   | 0                    | 1,500,000           |
| 58301     | Other Grants and Aids               | 0                  | 0                   | 0                    | 0                   |
|           | GRANTS AND AIDS                     | <u>0</u>           | <u>0</u>            | <u>0</u>             | <u>1,500,000</u>    |
| 59101     | Transfers                           | 0                  | 0                   | 0                    | 0                   |
| 59801     | Reserves                            | 0                  | 0                   | 0                    | 0                   |
|           | NON-OPERATING COSTS                 | <u>0</u>           | <u>0</u>            | <u>0</u>             | <u>0</u>            |
|           | TOTAL BUDGET                        | <u>\$ 0</u>        | <u>\$ 0</u>         | <u>\$ 0</u>          | <u>1,500,000</u>    |
| RESOURCES |                                     |                    |                     |                      |                     |
|           | Grant Revenues                      | \$ 0               | \$ 0                | \$ 0                 | 1,500,000           |
|           | TOTAL REVENUES                      | <u>\$ 0</u>        | <u>\$ 0</u>         | <u>\$ 0</u>          | <u>1,500,000</u>    |

FUND: 119 - COVID Escambia  
 FUNCTION: Human Services  
 ACTIVITY: Health

DEPARTMENT: Board of County Commissioners  
 DIVISION: Non-Departmental  
 COST CENTER: 110185 - Public Health & Safety

| Account   | Title                               | Actual<br>FY 18-19 | Adopted<br>FY 19-20 | Proposed<br>FY 20-21 | Adopted<br>FY 20-21 |
|-----------|-------------------------------------|--------------------|---------------------|----------------------|---------------------|
| 51101     | Executive Salaries                  | \$ 0               | \$ 0                | \$ 0                 | 0                   |
| 51201     | Regular Salaries & Wages            | 0                  | 0                   | 0                    | 0                   |
| 51301     | Other Salaries & Wages              | 0                  | 0                   | 0                    | 0                   |
| 51401     | Overtime                            | 0                  | 0                   | 0                    | 0                   |
| 51501     | Special pay                         | 0                  | 0                   | 0                    | 0                   |
| 52101     | FICA Taxes                          | 0                  | 0                   | 0                    | 0                   |
| 52201     | Retirement Contributions            | 0                  | 0                   | 0                    | 0                   |
| 52301     | Life & Health Insurance             | 0                  | 0                   | 0                    | 0                   |
| 52401     | Workers' Compensation               | 0                  | 0                   | 0                    | 0                   |
| 52501     | Unemployment Compensation           | 0                  | 0                   | 0                    | 0                   |
|           | PERSONNEL COSTS                     | <u>0</u>           | <u>0</u>            | <u>0</u>             | <u>0</u>            |
| 53101     | Professional Services               | 0                  | 0                   | 0                    | 0                   |
| 53201     | Accounting & Auditing               | 0                  | 0                   | 0                    | 0                   |
| 53301     | Court Reporter Services             | 0                  | 0                   | 0                    | 0                   |
| 53401     | Other Contractual Services          | 0                  | 0                   | 0                    | 0                   |
| 53501     | Investigations                      | 0                  | 0                   | 0                    | 0                   |
| 53601     | Pension Benefits                    | 0                  | 0                   | 0                    | 0                   |
| 54001     | Travel & Per Diem                   | 0                  | 0                   | 0                    | 0                   |
| 54101     | Communications                      | 0                  | 0                   | 0                    | 0                   |
| 54201     | Freight & Postage Services          | 0                  | 0                   | 0                    | 0                   |
| 54301     | Utility Services                    | 0                  | 0                   | 0                    | 0                   |
| 54401     | Rentals & Leases                    | 0                  | 0                   | 0                    | 0                   |
| 54501     | Insurance                           | 0                  | 0                   | 0                    | 0                   |
| 54601     | Repair & Maintenance Services       | 0                  | 0                   | 0                    | 0                   |
| 54701     | Printing & Binding                  | 0                  | 0                   | 0                    | 0                   |
| 54801     | Promotional Activities              | 0                  | 0                   | 0                    | 0                   |
| 54901     | Other Current Charges & Obligations | 0                  | 0                   | 0                    | 0                   |
| 54931     | Host Account                        | 0                  | 0                   | 0                    | 0                   |
| 55101     | Office Supplies                     | 0                  | 0                   | 0                    | 0                   |
| 55201     | Operating Supplies                  | 0                  | 0                   | 0                    | 0                   |
| 55301     | Road Materials & Supplies           | 0                  | 0                   | 0                    | 0                   |
| 55401     | Books, Pubs, & Subs                 | 0                  | 0                   | 0                    | 0                   |
| 55501     | Training & Registrations            | 0                  | 0                   | 0                    | 0                   |
| 55801     | Bad Debt                            | 0                  | 0                   | 0                    | 0                   |
| 55901     | Depreciation                        | 0                  | 0                   | 0                    | 0                   |
|           | OPERATING COSTS                     | <u>0</u>           | <u>0</u>            | <u>0</u>             | <u>0</u>            |
| 56101     | Land                                | 0                  | 0                   | 0                    | 0                   |
| 56201     | Buildings                           | 0                  | 0                   | 0                    | 0                   |
| 56301     | Improvements Other Than Buildings   | 0                  | 0                   | 0                    | 0                   |
| 56401     | Machinery & Equipment               | 0                  | 0                   | 0                    | 0                   |
| 56501     | Construction in Progress            | 0                  | 0                   | 0                    | 0                   |
| 56801     | Intangible Assets                   | 0                  | 0                   | 0                    | 0                   |
|           | CAPITAL OUTLAY                      | <u>0</u>           | <u>0</u>            | <u>0</u>             | <u>0</u>            |
| 57101     | Principal                           | 0                  | 0                   | 0                    | 0                   |
| 57201     | Interest                            | 0                  | 0                   | 0                    | 0                   |
| 57301     | Other Debt Service Costs            | 0                  | 0                   | 0                    | 0                   |
|           | DEBT SERVICE                        | <u>0</u>           | <u>0</u>            | <u>0</u>             | <u>0</u>            |
| 58101     | Aids to Governmental Agencies       | 0                  | 0                   | 0                    | 0                   |
| 58201     | Aids to Private Organizations       | 0                  | 0                   | 0                    | 0                   |
| 58301     | Other Grants and Aids               | 0                  | 0                   | 0                    | 1,500,000           |
|           | GRANTS AND AIDS                     | <u>0</u>           | <u>0</u>            | <u>0</u>             | <u>1,500,000</u>    |
| 59101     | Transfers                           | 0                  | 0                   | 0                    | 0                   |
| 59801     | Reserves                            | 0                  | 0                   | 0                    | 0                   |
|           | NON-OPERATING COSTS                 | <u>0</u>           | <u>0</u>            | <u>0</u>             | <u>0</u>            |
|           | TOTAL BUDGET                        | <u>\$ 0</u>        | <u>\$ 0</u>         | <u>\$ 0</u>          | <u>1,500,000</u>    |
| RESOURCES |                                     |                    |                     |                      |                     |
|           | Grant Revenues                      | \$ 0               | \$ 0                | \$ 0                 | 1,500,000           |
|           | TOTAL REVENUES                      | <u>\$ 0</u>        | <u>\$ 0</u>         | <u>\$ 0</u>          | <u>1,500,000</u>    |

FUND: 119 - COVID Escambia  
 FUNCTION: Human Services  
 ACTIVITY: Health

DEPARTMENT: Board of County Commissioners  
 DIVISION: Non-Departmental  
 COST CENTER: 110186 - General Govt - CARES

| Account   | Title                               | Actual<br>FY 18-19 | Adopted<br>FY 19-20 | Proposed<br>FY 20-21 | Adopted<br>FY 20-21 |
|-----------|-------------------------------------|--------------------|---------------------|----------------------|---------------------|
| 51101     | Executive Salaries                  | \$ 0               | \$ 0                | \$ 0                 | 0                   |
| 51201     | Regular Salaries & Wages            | 0                  | 0                   | 0                    | 0                   |
| 51301     | Other Salaries & Wages              | 0                  | 0                   | 0                    | 0                   |
| 51401     | Overtime                            | 0                  | 0                   | 0                    | 0                   |
| 51501     | Special pay                         | 0                  | 0                   | 0                    | 0                   |
| 52101     | FICA Taxes                          | 0                  | 0                   | 0                    | 0                   |
| 52201     | Retirement Contributions            | 0                  | 0                   | 0                    | 0                   |
| 52301     | Life & Health Insurance             | 0                  | 0                   | 0                    | 0                   |
| 52401     | Workers' Compensation               | 0                  | 0                   | 0                    | 0                   |
| 52501     | Unemployment Compensation           | 0                  | 0                   | 0                    | 0                   |
|           | PERSONNEL COSTS                     | <u>0</u>           | <u>0</u>            | <u>0</u>             | <u>0</u>            |
| 53101     | Professional Services               | 0                  | 0                   | 0                    | 0                   |
| 53201     | Accounting & Auditing               | 0                  | 0                   | 0                    | 0                   |
| 53301     | Court Reporter Services             | 0                  | 0                   | 0                    | 0                   |
| 53401     | Other Contractual Services          | 0                  | 0                   | 0                    | 0                   |
| 53501     | Investigations                      | 0                  | 0                   | 0                    | 0                   |
| 53601     | Pension Benefits                    | 0                  | 0                   | 0                    | 0                   |
| 54001     | Travel & Per Diem                   | 0                  | 0                   | 0                    | 0                   |
| 54101     | Communications                      | 0                  | 0                   | 0                    | 0                   |
| 54201     | Freight & Postage Services          | 0                  | 0                   | 0                    | 0                   |
| 54301     | Utility Services                    | 0                  | 0                   | 0                    | 0                   |
| 54401     | Rentals & Leases                    | 0                  | 0                   | 0                    | 0                   |
| 54501     | Insurance                           | 0                  | 0                   | 0                    | 0                   |
| 54601     | Repair & Maintenance Services       | 0                  | 0                   | 0                    | 0                   |
| 54701     | Printing & Binding                  | 0                  | 0                   | 0                    | 0                   |
| 54801     | Promotional Activities              | 0                  | 0                   | 0                    | 0                   |
| 54901     | Other Current Charges & Obligations | 0                  | 0                   | 0                    | 0                   |
| 54931     | Host Account                        | 0                  | 0                   | 0                    | 0                   |
| 55101     | Office Supplies                     | 0                  | 0                   | 0                    | 0                   |
| 55201     | Operating Supplies                  | 0                  | 0                   | 0                    | 0                   |
| 55301     | Road Materials & Supplies           | 0                  | 0                   | 0                    | 0                   |
| 55401     | Books, Pubs, & Subs                 | 0                  | 0                   | 0                    | 0                   |
| 55501     | Training & Registrations            | 0                  | 0                   | 0                    | 0                   |
| 55801     | Bad Debt                            | 0                  | 0                   | 0                    | 0                   |
| 55901     | Depreciation                        | 0                  | 0                   | 0                    | 0                   |
|           | OPERATING COSTS                     | <u>0</u>           | <u>0</u>            | <u>0</u>             | <u>0</u>            |
| 56101     | Land                                | 0                  | 0                   | 0                    | 0                   |
| 56201     | Buildings                           | 0                  | 0                   | 0                    | 0                   |
| 56301     | Improvements Other Than Buildings   | 0                  | 0                   | 0                    | 0                   |
| 56401     | Machinery & Equipment               | 0                  | 0                   | 0                    | 0                   |
| 56501     | Construction in Progress            | 0                  | 0                   | 0                    | 0                   |
| 56801     | Intangible Assets                   | 0                  | 0                   | 0                    | 0                   |
|           | CAPITAL OUTLAY                      | <u>0</u>           | <u>0</u>            | <u>0</u>             | <u>0</u>            |
| 57101     | Principal                           | 0                  | 0                   | 0                    | 0                   |
| 57201     | Interest                            | 0                  | 0                   | 0                    | 0                   |
| 57301     | Other Debt Service Costs            | 0                  | 0                   | 0                    | 0                   |
|           | DEBT SERVICE                        | <u>0</u>           | <u>0</u>            | <u>0</u>             | <u>0</u>            |
| 58101     | Aids to Governmental Agencies       | 0                  | 0                   | 0                    | 1,432,132           |
| 58201     | Aids to Private Organizations       | 0                  | 0                   | 0                    | 0                   |
| 58301     | Other Grants and Aids               | 0                  | 0                   | 0                    | 0                   |
|           | GRANTS AND AIDS                     | <u>0</u>           | <u>0</u>            | <u>0</u>             | <u>1,432,132</u>    |
| 59101     | Transfers                           | 0                  | 0                   | 0                    | 0                   |
| 59801     | Reserves                            | 0                  | 0                   | 0                    | 0                   |
|           | NON-OPERATING COSTS                 | <u>0</u>           | <u>0</u>            | <u>0</u>             | <u>0</u>            |
|           | TOTAL BUDGET                        | <u>\$ 0</u>        | <u>\$ 0</u>         | <u>\$ 0</u>          | <u>1,432,132</u>    |
| RESOURCES |                                     |                    |                     |                      |                     |
|           | Grant Revenues                      | \$ 0               | \$ 0                | \$ 0                 | 1,432,132           |
|           | TOTAL REVENUES                      | <u>\$ 0</u>        | <u>\$ 0</u>         | <u>\$ 0</u>          | <u>1,432,132</u>    |

FUND: 119 - COVID Escambia  
 FUNCTION: Human Services  
 ACTIVITY: Health

DEPARTMENT: Board of County Commissioners  
 DIVISION: Non-Departmental  
 COST CENTER: 110187 - FEMA Match - CARES

| Account   | Title                               | Actual<br>FY 18-19 | Adopted<br>FY 19-20 | Proposed<br>FY 20-21 | Adopted<br>FY 20-21 |
|-----------|-------------------------------------|--------------------|---------------------|----------------------|---------------------|
| 51101     | Executive Salaries                  | \$ 0               | \$ 0                | \$ 0                 | 0                   |
| 51201     | Regular Salaries & Wages            | 0                  | 0                   | 0                    | 0                   |
| 51301     | Other Salaries & Wages              | 0                  | 0                   | 0                    | 0                   |
| 51401     | Overtime                            | 0                  | 0                   | 0                    | 0                   |
| 51501     | Special pay                         | 0                  | 0                   | 0                    | 0                   |
| 52101     | FICA Taxes                          | 0                  | 0                   | 0                    | 0                   |
| 52201     | Retirement Contributions            | 0                  | 0                   | 0                    | 0                   |
| 52301     | Life & Health Insurance             | 0                  | 0                   | 0                    | 0                   |
| 52401     | Workers' Compensation               | 0                  | 0                   | 0                    | 0                   |
| 52501     | Unemployment Compensation           | 0                  | 0                   | 0                    | 0                   |
|           | PERSONNEL COSTS                     | <u>0</u>           | <u>0</u>            | <u>0</u>             | <u>0</u>            |
| 53101     | Professional Services               | 0                  | 0                   | 0                    | 0                   |
| 53201     | Accounting & Auditing               | 0                  | 0                   | 0                    | 0                   |
| 53301     | Court Reporter Services             | 0                  | 0                   | 0                    | 0                   |
| 53401     | Other Contractual Services          | 0                  | 0                   | 0                    | 0                   |
| 53501     | Investigations                      | 0                  | 0                   | 0                    | 0                   |
| 53601     | Pension Benefits                    | 0                  | 0                   | 0                    | 0                   |
| 54001     | Travel & Per Diem                   | 0                  | 0                   | 0                    | 0                   |
| 54101     | Communications                      | 0                  | 0                   | 0                    | 0                   |
| 54201     | Freight & Postage Services          | 0                  | 0                   | 0                    | 0                   |
| 54301     | Utility Services                    | 0                  | 0                   | 0                    | 0                   |
| 54401     | Rentals & Leases                    | 0                  | 0                   | 0                    | 0                   |
| 54501     | Insurance                           | 0                  | 0                   | 0                    | 0                   |
| 54601     | Repair & Maintenance Services       | 0                  | 0                   | 0                    | 0                   |
| 54701     | Printing & Binding                  | 0                  | 0                   | 0                    | 0                   |
| 54801     | Promotional Activities              | 0                  | 0                   | 0                    | 0                   |
| 54901     | Other Current Charges & Obligations | 0                  | 0                   | 0                    | 0                   |
| 54931     | Host Account                        | 0                  | 0                   | 0                    | 0                   |
| 55101     | Office Supplies                     | 0                  | 0                   | 0                    | 0                   |
| 55201     | Operating Supplies                  | 0                  | 0                   | 0                    | 0                   |
| 55301     | Road Materials & Supplies           | 0                  | 0                   | 0                    | 0                   |
| 55401     | Books, Pubs, & Subs                 | 0                  | 0                   | 0                    | 0                   |
| 55501     | Training & Registrations            | 0                  | 0                   | 0                    | 0                   |
| 55801     | Bad Debt                            | 0                  | 0                   | 0                    | 0                   |
| 55901     | Depreciation                        | 0                  | 0                   | 0                    | 0                   |
|           | OPERATING COSTS                     | <u>0</u>           | <u>0</u>            | <u>0</u>             | <u>0</u>            |
| 56101     | Land                                | 0                  | 0                   | 0                    | 0                   |
| 56201     | Buildings                           | 0                  | 0                   | 0                    | 0                   |
| 56301     | Improvements Other Than Buildings   | 0                  | 0                   | 0                    | 0                   |
| 56401     | Machinery & Equipment               | 0                  | 0                   | 0                    | 0                   |
| 56501     | Construction in Progress            | 0                  | 0                   | 0                    | 0                   |
| 56801     | Intangible Assets                   | 0                  | 0                   | 0                    | 0                   |
|           | CAPITAL OUTLAY                      | <u>0</u>           | <u>0</u>            | <u>0</u>             | <u>0</u>            |
| 57101     | Principal                           | 0                  | 0                   | 0                    | 0                   |
| 57201     | Interest                            | 0                  | 0                   | 0                    | 0                   |
| 57301     | Other Debt Service Costs            | 0                  | 0                   | 0                    | 0                   |
|           | DEBT SERVICE                        | <u>0</u>           | <u>0</u>            | <u>0</u>             | <u>0</u>            |
| 58101     | Aids to Governmental Agencies       | 0                  | 0                   | 0                    | 0                   |
| 58201     | Aids to Private Organizations       | 0                  | 0                   | 0                    | 0                   |
| 58301     | Other Grants and Aids               | 0                  | 0                   | 0                    | 378,530             |
|           | GRANTS AND AIDS                     | <u>0</u>           | <u>0</u>            | <u>0</u>             | <u>378,530</u>      |
| 59101     | Transfers                           | 0                  | 0                   | 0                    | 0                   |
| 59801     | Reserves                            | 0                  | 0                   | 0                    | 0                   |
|           | NON-OPERATING COSTS                 | <u>0</u>           | <u>0</u>            | <u>0</u>             | <u>0</u>            |
|           | TOTAL BUDGET                        | <u>\$ 0</u>        | <u>\$ 0</u>         | <u>\$ 0</u>          | <u>378,530</u>      |
| RESOURCES |                                     |                    |                     |                      |                     |
|           | Grant Revenues                      | \$ 0               | \$ 0                | \$ 0                 | 378,530             |
|           | TOTAL REVENUES                      | <u>\$ 0</u>        | <u>\$ 0</u>         | <u>\$ 0</u>          | <u>378,530</u>      |

FUND: 119 - COVID Escambia  
 FUNCTION: Human Services  
 ACTIVITY: Health

DEPARTMENT: Board of County Commissioners  
 DIVISION: Non-Departmental  
 COST CENTER: 110188 - CARES Ops & Oversight

| Account   | Title                               | Actual<br>FY 18-19 | Adopted<br>FY 19-20 | Proposed<br>FY 20-21 | Adopted<br>FY 20-21 |
|-----------|-------------------------------------|--------------------|---------------------|----------------------|---------------------|
| 51101     | Executive Salaries                  | \$ 0               | \$ 0                | \$ 0                 | 0                   |
| 51201     | Regular Salaries & Wages            | 0                  | 0                   | 0                    | 0                   |
| 51301     | Other Salaries & Wages              | 0                  | 0                   | 0                    | 0                   |
| 51401     | Overtime                            | 0                  | 0                   | 0                    | 0                   |
| 51501     | Special pay                         | 0                  | 0                   | 0                    | 0                   |
| 52101     | FICA Taxes                          | 0                  | 0                   | 0                    | 0                   |
| 52201     | Retirement Contributions            | 0                  | 0                   | 0                    | 0                   |
| 52301     | Life & Health Insurance             | 0                  | 0                   | 0                    | 0                   |
| 52401     | Workers' Compensation               | 0                  | 0                   | 0                    | 0                   |
| 52501     | Unemployment Compensation           | 0                  | 0                   | 0                    | 0                   |
|           | PERSONNEL COSTS                     | <u>0</u>           | <u>0</u>            | <u>0</u>             | <u>0</u>            |
| 53101     | Professional Services               | 0                  | 0                   | 0                    | 0                   |
| 53201     | Accounting & Auditing               | 0                  | 0                   | 0                    | 0                   |
| 53301     | Court Reporter Services             | 0                  | 0                   | 0                    | 0                   |
| 53401     | Other Contractual Services          | 0                  | 0                   | 0                    | 0                   |
| 53501     | Investigations                      | 0                  | 0                   | 0                    | 0                   |
| 53601     | Pension Benefits                    | 0                  | 0                   | 0                    | 0                   |
| 54001     | Travel & Per Diem                   | 0                  | 0                   | 0                    | 0                   |
| 54101     | Communications                      | 0                  | 0                   | 0                    | 0                   |
| 54201     | Freight & Postage Services          | 0                  | 0                   | 0                    | 0                   |
| 54301     | Utility Services                    | 0                  | 0                   | 0                    | 0                   |
| 54401     | Rentals & Leases                    | 0                  | 0                   | 0                    | 0                   |
| 54501     | Insurance                           | 0                  | 0                   | 0                    | 0                   |
| 54601     | Repair & Maintenance Services       | 0                  | 0                   | 0                    | 0                   |
| 54701     | Printing & Binding                  | 0                  | 0                   | 0                    | 0                   |
| 54801     | Promotional Activities              | 0                  | 0                   | 0                    | 0                   |
| 54901     | Other Current Charges & Obligations | 0                  | 0                   | 0                    | 0                   |
| 54931     | Host Account                        | 0                  | 0                   | 0                    | 0                   |
| 55101     | Office Supplies                     | 0                  | 0                   | 0                    | 0                   |
| 55201     | Operating Supplies                  | 0                  | 0                   | 0                    | 0                   |
| 55301     | Road Materials & Supplies           | 0                  | 0                   | 0                    | 0                   |
| 55401     | Books, Pubs, & Subs                 | 0                  | 0                   | 0                    | 0                   |
| 55501     | Training & Registrations            | 0                  | 0                   | 0                    | 0                   |
| 55801     | Bad Debt                            | 0                  | 0                   | 0                    | 0                   |
| 55901     | Depreciation                        | 0                  | 0                   | 0                    | 0                   |
|           | OPERATING COSTS                     | <u>0</u>           | <u>0</u>            | <u>0</u>             | <u>0</u>            |
| 56101     | Land                                | 0                  | 0                   | 0                    | 0                   |
| 56201     | Buildings                           | 0                  | 0                   | 0                    | 0                   |
| 56301     | Improvements Other Than Buildings   | 0                  | 0                   | 0                    | 0                   |
| 56401     | Machinery & Equipment               | 0                  | 0                   | 0                    | 0                   |
| 56501     | Construction in Progress            | 0                  | 0                   | 0                    | 0                   |
| 56801     | Intangible Assets                   | 0                  | 0                   | 0                    | 0                   |
|           | CAPITAL OUTLAY                      | <u>0</u>           | <u>0</u>            | <u>0</u>             | <u>0</u>            |
| 57101     | Principal                           | 0                  | 0                   | 0                    | 0                   |
| 57201     | Interest                            | 0                  | 0                   | 0                    | 0                   |
| 57301     | Other Debt Service Costs            | 0                  | 0                   | 0                    | 0                   |
|           | DEBT SERVICE                        | <u>0</u>           | <u>0</u>            | <u>0</u>             | <u>0</u>            |
| 58101     | Aids to Governmental Agencies       | 0                  | 0                   | 0                    | 0                   |
| 58201     | Aids to Private Organizations       | 0                  | 0                   | 0                    | 0                   |
| 58301     | Other Grants and Aids               | 0                  | 0                   | 0                    | 250,000             |
|           | GRANTS AND AIDS                     | <u>0</u>           | <u>0</u>            | <u>0</u>             | <u>250,000</u>      |
| 59101     | Transfers                           | 0                  | 0                   | 0                    | 0                   |
| 59801     | Reserves                            | 0                  | 0                   | 0                    | 0                   |
|           | NON-OPERATING COSTS                 | <u>0</u>           | <u>0</u>            | <u>0</u>             | <u>0</u>            |
|           | TOTAL BUDGET                        | <u>\$ 0</u>        | <u>\$ 0</u>         | <u>\$ 0</u>          | <u>250,000</u>      |
| RESOURCES |                                     |                    |                     |                      |                     |
|           | Grant Revenues                      | \$ 0               | \$ 0                | \$ 0                 | 250,000             |
|           | TOTAL REVENUES                      | <u>\$ 0</u>        | <u>\$ 0</u>         | <u>\$ 0</u>          | <u>250,000</u>      |

FUND: 119 - COVID Escambia  
 FUNCTION: Human Services  
 ACTIVITY: Health

DEPARTMENT: Board of County Commissioners  
 DIVISION: Non-Departmental  
 COST CENTER: 110189 - CARES Replenishment

| Account   | Title                               | Actual<br>FY 18-19 | Adopted<br>FY 19-20 | Proposed<br>FY 20-21 | Adopted<br>FY 20-21 |
|-----------|-------------------------------------|--------------------|---------------------|----------------------|---------------------|
| 51101     | Executive Salaries                  | \$ 0               | \$ 0                | \$ 0                 | 0                   |
| 51201     | Regular Salaries & Wages            | 0                  | 0                   | 0                    | 0                   |
| 51301     | Other Salaries & Wages              | 0                  | 0                   | 0                    | 0                   |
| 51401     | Overtime                            | 0                  | 0                   | 0                    | 0                   |
| 51501     | Special pay                         | 0                  | 0                   | 0                    | 0                   |
| 52101     | FICA Taxes                          | 0                  | 0                   | 0                    | 0                   |
| 52201     | Retirement Contributions            | 0                  | 0                   | 0                    | 0                   |
| 52301     | Life & Health Insurance             | 0                  | 0                   | 0                    | 0                   |
| 52401     | Workers' Compensation               | 0                  | 0                   | 0                    | 0                   |
| 52501     | Unemployment Compensation           | 0                  | 0                   | 0                    | 0                   |
|           | PERSONNEL COSTS                     | <u>0</u>           | <u>0</u>            | <u>0</u>             | <u>0</u>            |
| 53101     | Professional Services               | 0                  | 0                   | 0                    | 0                   |
| 53201     | Accounting & Auditing               | 0                  | 0                   | 0                    | 0                   |
| 53301     | Court Reporter Services             | 0                  | 0                   | 0                    | 0                   |
| 53401     | Other Contractual Services          | 0                  | 0                   | 0                    | 0                   |
| 53501     | Investigations                      | 0                  | 0                   | 0                    | 0                   |
| 53601     | Pension Benefits                    | 0                  | 0                   | 0                    | 0                   |
| 54001     | Travel & Per Diem                   | 0                  | 0                   | 0                    | 0                   |
| 54101     | Communications                      | 0                  | 0                   | 0                    | 0                   |
| 54201     | Freight & Postage Services          | 0                  | 0                   | 0                    | 0                   |
| 54301     | Utility Services                    | 0                  | 0                   | 0                    | 0                   |
| 54401     | Rentals & Leases                    | 0                  | 0                   | 0                    | 0                   |
| 54501     | Insurance                           | 0                  | 0                   | 0                    | 0                   |
| 54601     | Repair & Maintenance Services       | 0                  | 0                   | 0                    | 0                   |
| 54701     | Printing & Binding                  | 0                  | 0                   | 0                    | 0                   |
| 54801     | Promotional Activities              | 0                  | 0                   | 0                    | 0                   |
| 54901     | Other Current Charges & Obligations | 0                  | 0                   | 0                    | 0                   |
| 54931     | Host Account                        | 0                  | 0                   | 0                    | 0                   |
| 55101     | Office Supplies                     | 0                  | 0                   | 0                    | 0                   |
| 55201     | Operating Supplies                  | 0                  | 0                   | 0                    | 0                   |
| 55301     | Road Materials & Supplies           | 0                  | 0                   | 0                    | 0                   |
| 55401     | Books, Pubs, & Subs                 | 0                  | 0                   | 0                    | 0                   |
| 55501     | Training & Registrations            | 0                  | 0                   | 0                    | 0                   |
| 55801     | Bad Debt                            | 0                  | 0                   | 0                    | 0                   |
| 55901     | Depreciation                        | 0                  | 0                   | 0                    | 0                   |
|           | OPERATING COSTS                     | <u>0</u>           | <u>0</u>            | <u>0</u>             | <u>0</u>            |
| 56101     | Land                                | 0                  | 0                   | 0                    | 0                   |
| 56201     | Buildings                           | 0                  | 0                   | 0                    | 0                   |
| 56301     | Improvements Other Than Buildings   | 0                  | 0                   | 0                    | 0                   |
| 56401     | Machinery & Equipment               | 0                  | 0                   | 0                    | 0                   |
| 56501     | Construction in Progress            | 0                  | 0                   | 0                    | 0                   |
| 56801     | Intangible Assets                   | 0                  | 0                   | 0                    | 0                   |
|           | CAPITAL OUTLAY                      | <u>0</u>           | <u>0</u>            | <u>0</u>             | <u>0</u>            |
| 57101     | Principal                           | 0                  | 0                   | 0                    | 0                   |
| 57201     | Interest                            | 0                  | 0                   | 0                    | 0                   |
| 57301     | Other Debt Service Costs            | 0                  | 0                   | 0                    | 0                   |
|           | DEBT SERVICE                        | <u>0</u>           | <u>0</u>            | <u>0</u>             | <u>0</u>            |
| 58101     | Aids to Governmental Agencies       | 0                  | 0                   | 0                    | 0                   |
| 58201     | Aids to Private Organizations       | 0                  | 0                   | 0                    | 0                   |
| 58301     | Other Grants and Aids               | 0                  | 0                   | 0                    | 850,000             |
|           | GRANTS AND AIDS                     | <u>0</u>           | <u>0</u>            | <u>0</u>             | <u>850,000</u>      |
| 59101     | Transfers                           | 0                  | 0                   | 0                    | 0                   |
| 59801     | Reserves                            | 0                  | 0                   | 0                    | 0                   |
|           | NON-OPERATING COSTS                 | <u>0</u>           | <u>0</u>            | <u>0</u>             | <u>0</u>            |
|           | TOTAL BUDGET                        | <u>\$ 0</u>        | <u>\$ 0</u>         | <u>\$ 0</u>          | <u>850,000</u>      |
| RESOURCES |                                     |                    |                     |                      |                     |
|           | Grant Revenues                      | \$ 0               | \$ 0                | \$ 0                 | 850,000             |
|           | TOTAL REVENUES                      | <u>\$ 0</u>        | <u>\$ 0</u>         | <u>\$ 0</u>          | <u>850,000</u>      |





---

## COUNTY **ATTORNEY**

---

The Office of the County Attorney represents the Board of County Commissioners and its Administrator in all civil legal matters arising in the discharge of their official duties.

The County Attorney is responsible for the prosecution and the defense of all lawsuits brought by or against the county, the representation of the county at administrative hearings, the drafting or review of ordinances and resolutions, approval of all contracts, bonds or written instruments as to form and legal sufficiency and the rendering of legal opinions upon request to the Board of County Commissioners, constitutional officers and the County Administrator.



---

Alison Rogers, County Attorney

In addition, the Deputy County Attorney and the Assistant County Attorneys, upon request, provide legal support for County Boards and Advisory Committees.

With its staff of highly trained and experienced attorneys, and skilled support staff, the Office of the County Attorney is committed to carrying out its mission. All systems and policies of the County Attorney's Office will be developed to support this commitment.



## Areas of Law

- A. Administrative Law:** The Office of the County Attorney represents Escambia County, its officials and employees, at all levels and in all issues that are subject to the Florida Administrative Procedure Act, Chapter 120, Florida Statutes. This representation involves all aspects of administrative law, including investigations, administrative hearings and appeals.
- B. Appellate Law:** The Office of the County Attorney represents the county in all appellate proceedings brought in an administrative forum, or in state and federal courts.
- C. Civil Rights:** The Office of the County Attorney defends civil actions brought against the county, or its officers and employees, involving violations of an individual's constitutional rights and certain federal statutory rights, such as, claims under the 4th, 8th, and 14th amendments, claims under ADEA, ADA, FMLA, Title VII, Florida Civil Rights Act of 1992 and EEOC and FCHR administrative complaints.
- D. Code Enforcement:** The Office of the County Attorney prosecutes select Notices of Violation brought before the Special Master as established by Chapter 162, Florida Statutes, and Chapter 30, Article II, Section 30-31 through 30-38 of The Escambia County Code of Ordinances. Notices of Violation are issued for violations of the County Code provisions governing health, environment, noise, nuisances, land use and zoning regulations.

The Office of the County Attorney is also responsible for filing of nuisance abatement liens to recover the county's costs in clean-up of violations, as well as filings necessary to accomplish the release of liens when directed by the Board.

- E. Contract and Construction Law:** The Office of the County Attorney reviews all contracts to which the county is a party, including contracts for professional services subject to the CCNA, construction projects, special events, leases, use permits, grants and public works. The contract review process entails an initial review of the contracts for form and correctness and, if necessary, modification before execution. With respect to contracts for professional services subject to CCNA, the office represents the county in all phases of solicitation, ranking, selection, negotiation and dispute resolution. As to construction contracts, the office represents the county in all phases of construction, including dispute resolution. All contracts wherein the county is a purchaser are reviewed for consistency with state and county procurement law.
- F. Corrections:** In October 2013, the county assumed management of the Escambia County Jail and the Office of the County Attorney advises its employees on all of corrections' legal issues.
- G. Election Law:** The Office of the County Attorney, upon request, represents the Supervisor of Elections in all legal matters, including contract review, statutory interpretation and litigation. The office also monitors all canvassing board activities and serves as counsel to the Canvassing Board
- H. Eminent Domain:** Upon a determination of public necessity by the Board, the Office of the County Attorney institutes condemnation proceedings under the Florida Eminent Domain Law. Condemnation proceedings arise when negotiations to purchase property to be used for roads and other public facilities have been unsuccessful.
- I. Franchise:** Escambia County grants franchises to private entities that provide water, solid waste, electrical and gas services to the citizens of Escambia County. The Office of the County Attorney assists staff in the preparation of ordinances and contracts relating to the granting and operating of such franchises and renders legal opinions on matters relating to these franchises.
- J. General Government Practice:** The Office of the County Attorney advises the Board and county bureaus in local government matters such as the Florida Code of Ethics for Public Officials, dual office holding restrictions, government in the sunshine laws, financial disclosure laws and other statutes or regulations pertaining to local government officials.



## Areas of Law

**K. Intergovernmental Agreements:** Escambia County has interlocal agreements with the City of Pensacola, the Town of Century and other governmental entities, such as ECUA and the School Board. These agreements address a wide range of issues.

The Office of the County Attorney routinely reviews or prepares new interlocal agreements and amendments to existing agreements and provides assistance as requested by Administration.

**L. Labor/Employment Law:** The Office of the County Attorney represents Escambia County in employment matters before the Merit System Protection Board and provides advice to Administration regarding employee grievances, personnel policies, internal disciplinary actions and due process hearings. Additionally, the County Attorney's Office works in conjunction with the County Administrator to emphasize preventative law. The County Attorney represents the county in all employment-related litigation unless there is a conflict of interest.

**M. Land Use and Planning:** The Office of the County Attorney advises and represents the county in all land use, planning, zoning and land development regulation matters including: county-initiated rezonings; administrative appeals before the Board of Adjustments (upon request), special exceptions and variances (where the county is the applicant); the development, amendment and implementation of the Comprehensive Plan and land development regulations. The Office of the County Attorney serves as counsel to the Board of Adjustment, the Planning Board and the Board of County Commissioners during public hearings on land use matters. The office represents the county in proceedings before state agencies on these issues. The office provides legal counsel to the Department of Growth Management Development Services, and Neighborhood and Environmental Services for matters involving the county's Comprehensive Plan and Land Development Code.

**N. Real Property Law:** The Office of the County Attorney routinely drafts and reviews legal documents relating to easements, dedications and conveyances and represents the county in all real property transactions as well as lawsuits arising from real property matters. The office reviews all contracts and instruments on behalf of the Neighborhood Enterprise Foundation, Inc.

**O. Risk Management:** The County Attorney provides legal support and counseling for all functions of the county's Risk Management, Safety and Loss Control Program, including the acquisition and management of the county's insurance policies, bonds, negotiations, settlements, and subrogation of property and liability claims as requested. The Risk Manager serves as a part of the Board of County Commissioners' senior executive service management team, regularly participating in decision-making sessions and is accountable for the legal and financial efficacy of the assigned areas of the Risk Management and Safety Program. Work is performed independently with latitude of judgment within the boundaries of the law.

**P. Torts and Contract Actions:** The Office of the County Attorney defends civil actions brought against the county under state or federal law for alleged intentional or negligent conduct that causes injury to a person or damages to property. These claims include allegations of negligent operation of a motor vehicle and negligent maintenance of improvements to public buildings, roads and other infrastructure.

The County Attorney's Office represents the county in suits authorized by the Board of County Commissioners to recover damages to public property as well as the recovery of damages or losses as a result of a breach of any contract by a vendor, supplier, contractor or other party.

**Q. Workers' Compensation:** In certain instances, the County Attorney's Office provides professional services in the processing, administration, litigation and settlement negotiation of workers' compensation cases for all employees of the Board of County Commissioners, all the Sheriff's Office employees and all employees of the Santa Rosa Island Authority. When necessary, this office provides guidance on reimbursement for workers' compensation benefits already provided as well as satisfaction of workers' compensation liens.



# Goals and Objectives

1. **Continue to search for money-saving ideas** in order to balance resources with ever-increasing demands. All possibilities for the best use of tax dollars while maintaining quality people and product will continue to be reviewed.
2. **Continue to upgrade its library** in a cost-effective manner in order to be able to provide accurate and timely legal advice to the Board of County Commissioners. Regularly evaluate the use of the Westlaw databases as to attorneys' needs and determine whether other databases or subscriptions would be more effective. As more and more publications are becoming available on the internet, the County Attorney's Office is reducing the amount of print volumes that are kept on hand in its library. For example, the Florida Statutes and Laws of Florida are available online from 1997 to present. The County Attorney's Office has removed the volumes from 1997 through the present from its shelves and has been able to increase the amount of shelf space for newer publications.
3. **Streamline research materials and other resources in order to provide accurate and timely legal advice to the Board of County Commissioners.** The County Attorney's office has expanded its use of the Westlaw databases, which has allowed its legal research to be more efficient and accurate. The print publications will continue to be evaluated for applicability and overall levels of use. Duplicate subscriptions (i.e., print and Westlaw subscriptions) have been cancelled and consolidated in an effort to reduce costs, where savings can be achieved.
4. **Continue to develop** incentives to encourage professional development of in-house legal staff such as continuing legal education (CLE) and obtaining board certification in areas of practice relevant to their positions with the county. CLE's taken this year by attorneys/staff include: Alison Perdue Rogers, (Board Certified in Local City, county and Local Government), 2019 FAC Legislative Conference (November 2019), 2020 Legislative Day (January 2020), Florida Association of Counties 2020 Annual Conference & Educational Exposition (June 2020); Charles V. Peppler, (Board Certified in Civil Trial Law), Forensic Accounting: Locating Hidden Assets (October 2019), Tractor-Trailer Accident Reconstruction & Related (November 2019), Mastering Medicare & Medicaid Liens, Settlements, & Set-Asides (November 2019), 2019 Social Media, Government, and the First Amendment (December 2019), How Technology is Reshaping the Legal Marketplace (March 2020), Attacking the Reasonableness of Medical Expense Claims (April 2020); Stephen G. West, (Board Certified in Real Estate), Construction Law Certification Review 2019 (March 2020), ESRBA's Technology Course B (December 2019), Advanced Real Property Certification Review 2019 (February 2020), Tricky Homestead Issues and Other Hot Topics (February 2020), 39th Annual Legislative and Case Law Update 2019 (March 2020); Kristin Hual, (Board Certified in Local City, county and Local Government), 44th Annual Public Employment Labor Relations Forum (December 2019), Sunshine Law, Public Records and Ethics (February 2020); Kia M. Johnson, 2019 Canvassing Board Workshop (October 2019) Basic Real Property 2019 (May 2020), Basic Trial Practice (May 2020), Basic Evidence 2019 (May 2020); Matthew R. Shaud, Social Media, Government, and the 1st Amendment (November 2019), Dog Law 101 Live (October 2019); and Elizabeth A. Larrieu (Florida Registered Paralegal), Construction Law Certification Review 2019 (February 2020), Advanced Real Property Certification Review 2019 (March 2020), Tricky Homestead Issues and Other Hot Topics (February 2020), 39th Annual Legislative and Case Law Update 2019 (February 2020), Legal Ethics Update: What's New and Changing (March 2020).
5. **Continue to improve the system for lien foreclosures** of all unpaid nuisance abatement, code enforcement and special assessment liens
6. **Continue to provide in-house educational programs**, such as workshops concerning the Sunshine Law to help county staff avoid legal pitfalls before they happen with special emphasis on reducing the county's exposure to civil liability. This office appeared before the following committees to discuss the Sunshine Law: ADA Disability Awareness Committee, Affordable Housing Advisory Committee, BID Inspections Fund Advisory Board (IFAB), Benefits Committee, Board of Adjustment (BOA), Board of Electrical Examiners, BRACE, Bridge Naming Committee, Contractor Competency Board, Escambia Marine Advisory Committee, Extension Council, Gulf Coast Citizen Diplomacy Council, Human Relations Commission, Pensacola-Perdido Bay Estuary, Planning Board, Library Board of Governance, Tourist Development Council, Youth Commission. This office will periodically brief the Board of County Commissioners, Department Directors and Program Coordinators on the Sunshine Law.



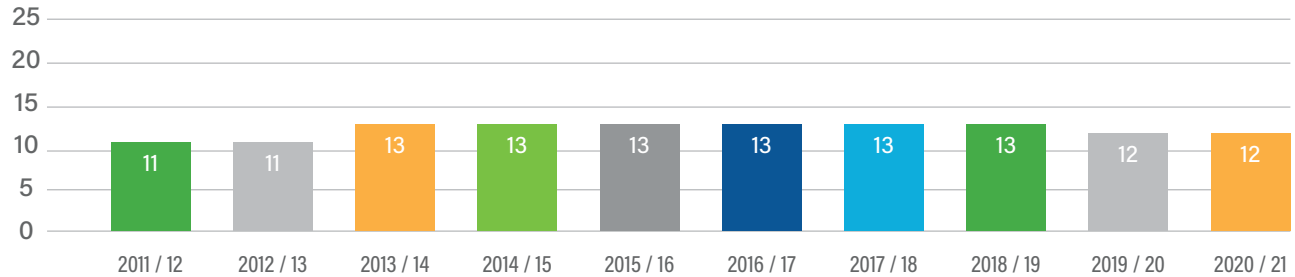
## Goals and Objectives

7. **Continue development of a computerized filing system** to reduce the need for cabinetry and storage space; and continue the process of destruction of obsolete files in accordance with laws relating to records disposition.
8. **Long-Term Goals:** Continue to critique and develop a filing/indexing system that will reduce the need for more storage and at the same time keep valuable records and use CountyLaw as fully as possible; not only for access while in the office, but also to have data and documents accessible from outside the office in case of an emergency situation. Continue to scan and transfer important documents to CountyLaw for retrieval.
9. **Work to retain staff of proven worth and excellence:** It is this office's intent to retain staff of proven worth and, in doing so, it strives to make the office conducive for productive work by providing ergonomic chairs, keyboards, large computer screens, etc. Furthermore, professional enhancement is encouraged by supporting attendance at seminars or participation in professional organizations.
10. **Continue to provide legal support** to the Jail staff following assumption of jail management in October 2013.
11. **Continue working with the Merit Systems Protection Board** attorney Keith Wells to resolve issues regarding the interpretation of the Merit Systems Protection Board ordinance and rules and making adjustments as necessary to meet current budgetary restraints.
12. **Options for continuing legal education to save on travel costs.** Continuing legal education has increasingly become available via internet. Attorneys have been able to attend seminars and obtain the CLE hours necessary to maintain their bar membership through use of the internet. Unfortunately, not all seminars or conferences that are of a timely or of particular use or interest to attorneys are available in this format. Internet seminars are an increasing method available to enable the office to cut back on travel costs associated with attending seminars.
13. **Increased awareness and participation with Administration.** The County Attorney's office attends as many meetings with Administration and the Department Directors as possible, which has increased its knowledge as to current and future endeavors, enabling it to be better prepared for certain meetings.
14. **Nice to each other/teamwork.** In continuation of "customer service" the office is also implementing the same approach with each other, e.g. making sure employees are courteous and cordial towards fellow co-workers, taking that extra minute to stop and ask "how are things going?" and listening to the answer, inviting input on certain tasks and projects. The office strives to implement teamwork in all facets of the jobs. This is done together, thus practicing teamwork (the ability to work together toward a common vision).
15. **Efficient provision of services.** The office complies with the mission statement to provide quality legal services to the Board of County Commissioners and County Administration in a timely, professional and cost-effective manner. CountyLaw is utilized as a case management software with the capability of tracking assignments and cases, and can assist in filing, records management and providing objective measures to the Board of County Commissioners or the public.

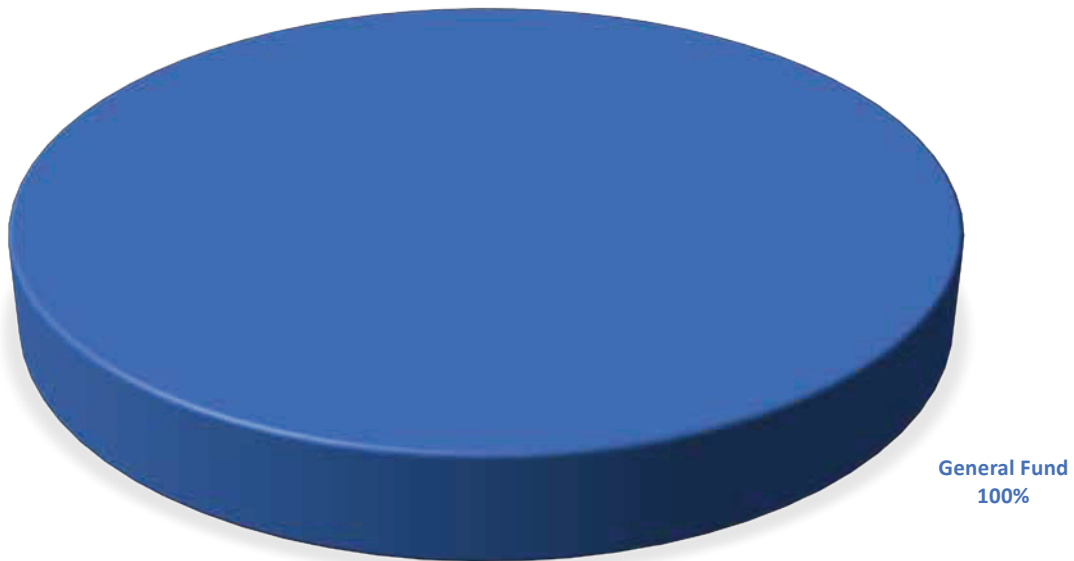
**STAFFING ALLOCATION**

| <b>Position Classification</b>       | <b>Pay Grade</b> | <b>2018-19 Authorized</b> | <b>2019-20 Authorized</b> | <b>2020-21 Adopted</b> |
|--------------------------------------|------------------|---------------------------|---------------------------|------------------------|
| Administrative Assistant             | B22              | 3                         | 2                         | 2                      |
| Assistant County Attorney            | E81              | 0                         | 0                         | 0                      |
| Assistant County Attorney (Non-cert) | E80              | 2                         | 2                         | 2                      |
| County Attorney                      | F101             | 1                         | 1                         | 1                      |
| Deputy County Attorney               | E82              | 1                         | 1                         | 1                      |
| Legal Administrative Assistant       | B23              | 2                         | 2                         | 2                      |
| Paralegal                            | C41              | 1                         | 1                         | 1                      |
| Program Coordinator                  | C42              | 0                         | 0                         | 0                      |
| Legal Office Administrator           | D63              | 1                         | 1                         | 1                      |
| Senior Assistant County Attorney     | E82              | 2                         | 2                         | 2                      |
| <b>DEPARTMENT TOTAL</b>              |                  | <b>13</b>                 | <b>12</b>                 | <b>12</b>              |

# Number of Employees



# Revenue Funding: \$1.6M






FUND: 001 - General  
 FUNCTION: General Government  
 ACTIVITY: Legal Counsel

DEPARTMENT: Board of County Commissioners  
 DIVISION: County Attorney  
 COST CENTER: 110601 - Administration

| Account   | Title                                   | Actual<br>FY 18-19  | Adopted<br>FY 19-20 | Proposed<br>FY 20-21 | Adopted<br>FY 20-21 |
|-----------|---|---------------------|---------------------|----------------------|---------------------|
| 51101     | Executive Salaries                      | \$ 0                | \$ 0                | \$ 0                 | 0                   |
| 51201     | Regular Salaries & Wages                | 1,093,145           | 1,027,323           | 1,019,616            | 1,019,616           |
| 51301     | Other Salaries & Wages                  | 0                   | 0                   | 0                    | 0                   |
| 51401     | Overtime                                | 0                   | 0                   | 0                    | 0                   |
| 51501     | Special pay                             | 6,000               | 6,000               | 6,000                | 6,000               |
| 52101     | FICA Taxes                              | 78,706              | 79,049              | 78,463               | 78,463              |
| 52201     | Retirement Contributions                | 180,812             | 183,720             | 200,742              | 200,742             |
| 52301     | Life & Health Insurance                 | 156,821             | 120,000             | 120,000              | 120,000             |
| 52401     | Workers' Compensation                   | 1,477               | 1,193               | 1,300                | 1,300               |
| 52501     | Unemployment Compensation               | 0                   | 0                   | 0                    | 0                   |
|           | PERSONNEL COSTS                         | <u>1,516,961</u>    | <u>1,417,285</u>    | <u>1,426,121</u>     | <u>1,426,121</u>    |
| 53101     | Professional Services                   | 51,716              | 30,000              | 30,000               | 30,000              |
| 53201     | Accounting & Auditing                   | 0                   | 0                   | 0                    | 0                   |
| 53301     | Court Reporter Services                 | 0                   | 3,000               | 2,000                | 2,000               |
| 53401     | Other Contractual Services              | 0                   | 0                   | 0                    | 0                   |
| 53501     | Investigations                          | 0                   | 0                   | 0                    | 0                   |
| 53601     | Pension Benefits                        | 0                   | 0                   | 0                    | 0                   |
| 54001     | Travel & Per Diem                       | 6,706               | 7,014               | 5,563                | 5,563               |
| 54101     | Communications                          | 4,995               | 3,639               | 3,798                | 3,798               |
| 54201     | Postage & Freight Services              | 2,728               | 2,701               | 2,973                | 2,973               |
| 54301     | Utility Services                        | 0                   | 0                   | 0                    | 0                   |
| 54401     | Rentals & Leases                        | 752                 | 753                 | 809                  | 809                 |
| 54501     | Insurance                               | 0                   | 0                   | 0                    | 0                   |
| 54601     | Repair & Maintenance Services           | 5,121               | 5,550               | 5,324                | 5,324               |
| 54701     | Printing & Binding                      | 0                   | 0                   | 0                    | 0                   |
| 54801     | Promotional Activities                  | 0                   | 0                   | 0                    | 0                   |
| 54901     | Other Current Charges & Obligations     | 4,113               | 3,312               | 3,219                | 3,219               |
| 54931     | Host Ordinance Items                    | 0                   | 0                   | 0                    | 0                   |
| 55101     | Office Supplies                         | 5,534               | 7,576               | 7,365                | 7,365               |
| 55201     | Operating Supplies                      | 2,675               | 2,878               | 2,842                | 14,842              |
| 55301     | Road Materials & Supplies               | 0                   | 0                   | 0                    | 0                   |
| 55401     | Books, Pubs, & Subs                     | 34,938              | 35,901              | 36,483               | 36,483              |
| 55501     | Training & Registrations                | 2,690               | 5,771               | 6,509                | 6,509               |
| 55801     | Bad Debt                                | 0                   | 0                   | 0                    | 0                   |
| 55901     | Depreciation                            | 0                   | 0                   | 0                    | 0                   |
|           | OPERATING COSTS                         | <u>121,967</u>      | <u>108,095</u>      | <u>106,885</u>       | <u>118,885</u>      |
| 56101     | Land                                    | 0                   | 0                   | 0                    | 0                   |
| 56201     | Buildings                               | 0                   | 0                   | 0                    | 0                   |
| 56301     | Improvements Other Than Buildings       | 0                   | 0                   | 0                    | 0                   |
| 56401     | Machinery & Equipment                   | 11,277              | 0                   | 12,000               | 0                   |
| 56501     | Construction in Progress                | 0                   | 0                   | 0                    | 0                   |
| 56601     | Books, Publications & Library Materials | 0                   | 0                   | 0                    | 0                   |
|           | CAPITAL OUTLAY                          | <u>11,277</u>       | <u>0</u>            | <u>12,000</u>        | <u>0</u>            |
| 57101     | Principal                               | 0                   | 0                   | 0                    | 0                   |
| 57201     | Interest                                | 0                   | 0                   | 0                    | 0                   |
| 57301     | Other Debt Service Costs                | 0                   | 0                   | 0                    | 0                   |
|           | DEBT SERVICE                            | <u>0</u>            | <u>0</u>            | <u>0</u>             | <u>0</u>            |
| 58101     | Aids to Governmental Agencies           | 0                   | 0                   | 0                    | 0                   |
| 58201     | Aids to Private Organizations           | 0                   | 0                   | 0                    | 0                   |
| 58301     | Other Grants and Aids                   | 0                   | 0                   | 0                    | 0                   |
|           | GRANTS AND AIDS                         | <u>0</u>            | <u>0</u>            | <u>0</u>             | <u>0</u>            |
| 59101     | Transfers                               | 0                   | 0                   | 0                    | 0                   |
| 59801     | Reserves                                | 0                   | 53,677              | 42,887               | 42,887              |
|           | NON-OPERATING COSTS                     | <u>0</u>            | <u>53,677</u>       | <u>42,887</u>        | <u>42,887</u>       |
|           | TOTAL BUDGET                            | <u>\$ 1,650,205</u> | <u>\$ 1,579,057</u> | <u>\$ 1,587,893</u>  | <u>\$ 1,587,893</u> |
| RESOURCES |   |                     |                     |                      |                     |
|           | General Fund Revenues                   | \$ 1,650,205        | \$ 1,579,057        | \$ 1,587,893         | \$ 1,587,893        |
|           | TOTAL REVENUES                          | <u>\$ 1,650,205</u> | <u>\$ 1,579,057</u> | <u>\$ 1,587,893</u>  | <u>\$ 1,587,893</u> |



---

# COUNTY **ADMINISTRATOR**

---

Community and Media Relations | Extension Services & 4-H  
Human Resources | Information Technology  
Office of Compliance and Ethics | Veterans Affairs

# Objectives

## Provide the Highest Level of Services

Escambia County is committed to continuously improving the level of services provided to citizens in the most cost-efficient manner possible.

## Maintain the public's trust and confidence in county government

Escambia County's commitment begins by enforcing ethics policy, educating residents and media partners on the services that are provided by the county and being completely transparent in order to build citizen's trust in local government.

- Board meetings are televised on the ECTV channel and streamlined on the MyEscambia.com website
- Commissioners hold town hall meetings so citizens can be informed and ask questions
- Fraud-waste-abuse hotline for employees and citizens to notify leaders of concerns
- Citizen's Portal "MyGovernmentOnline"

## Fiscal Responsibility

Escambia County's financial stability is a top priority. The most efficient and effective budget strategies possible will continue to be provided in order to maintain fiscal responsibility. County Administration will capitalize on alternative revenue sources while exploring opportunities for functional consolidation of services with other local governmental entities.

- Budget workshops and public hearings are televised on the ECTV channel
- Proposed and Adopted Budgets are posted on the county's website at MyEscambia.com
- The Governmental Finance Officers Association reviews the county's adopted budget on an annual basis

## Economic Development

As Escambia County continues to grow, the commitment to promoting activities and programs designed to improve the quality of life for citizens and build a sustainable, livable community is essential. Escambia County's Comprehensive Plan plays a part in this process by encouraging economic growth and development using the Tax Increment Financing (TIF) to pay for infrastructure improvements and to alleviate blight in designated Community Redevelopment Areas (CRA's). This year, Escambia County will complete the OLF8 master plan. Other projects include the continued marketing of the Central Commerce Park in Cantonment and completing a master plan for the Mid-Town Commerce Park formerly known as the Escambia Treating site.

- Agreement with Navy Federal Credit Union estimated at \$5M through 2027 for economic development incentives to establish jobs in the county estimated at 10,000
- Pensacola-Escambia County Development Commission (PEDC) partners with Escambia County and the City of Pensacola to establish new businesses and help generate jobs

## Maintenance of Infrastructure

Escambia County is committed to maintaining the county's infrastructure by utilizing a variety of alternate revenue sources to supplement ad valorem tax dollars and expand the investment in capital improvements projects for roads, bridges and stormwater holding ponds. Environmental Enforcement will continue to work with citizens to make sure that neighborhoods are clean and meet the county's codes.

- New Library for the north end of the county to be opened
- New Escambia County jail to be completed

# Accomplishments

- ▶ **Veterans Services Office processes 150 veteran claims per month**
- ▶ **Fulfilled 1,750 public records requests to date**
- ▶ **Technical training provided and achieved in My Government Online (MGO), AgendaQuick (transitioning to CivicClerk), public records fulfilment, Emergency Services (FEMA), and PowerDMS**
- ▶ **Requested close-out of 79 past due FEMA projects including approximately \$2.6M for disaster recovery and \$10M for jail construction. Received \$21M in FEMA funding for jail construction**
- ▶ **Community and Media Relations managed crisis communications for District Chief Dwain Bradshaw’s Funeral, NAS Pensacola shooting and COVID-19 – approximately 300 updates have been provided**
- ▶ **Community and Media Relations distributed 584 news releases as of June 23. Responded to media inquiries and stories, 887 times - 3,097 social media posts - Myescambia.com received 3,563,015 views**
- ▶ **Led negotiations with five unions in conjunction with Departments, Legal, Clerk’s office and HR**
- ▶ **14 Senior leadership positions & Special Projects position filled through multiple interview processes**
- ▶ **The Office of Compliance and Ethics was created and is responsible for promoting integrity, accountability and efficiency in the services provided to the citizens of Escambia County with the goal to enhance public trust in government.**
- ▶ **Provided oversight and management of the COVID-19 pandemic and CARES Act funding programs.**



## Performance Measures

|   | FY 2018 / 2019<br>Actual | FY 2019 / 2020<br>(Estimate – MGO<br>Implementation) | FY 2020 / 2021<br>(Estimate) |
|---|--------------------------|--|------------------------------|
| Board Meeting Agendas                   | 36                       | 36   | 36                           |
| Escambia County Public Records Requests | 1650                     | 1650   | 1750                         |



## Statutory Responsibilities

The County Administrator is responsible for the administration of all departments responsible to the Board of County Commissioners and for the proper administration of all affairs as directed by the Board. The specific duties and responsibilities of the County Administrator are outlined in Florida Statutes Chapter 125, Part III (ss. 125.70 – 125.74) and Escambia County Ordinance 85-47.



## Goals

The County Administrator is committed to working with the Board of County Commissioners to bring economic development to Escambia County, build a new correctional institution and to expand and maintain the county's current infrastructure.



## Significant Changes for FY 2020 - 21

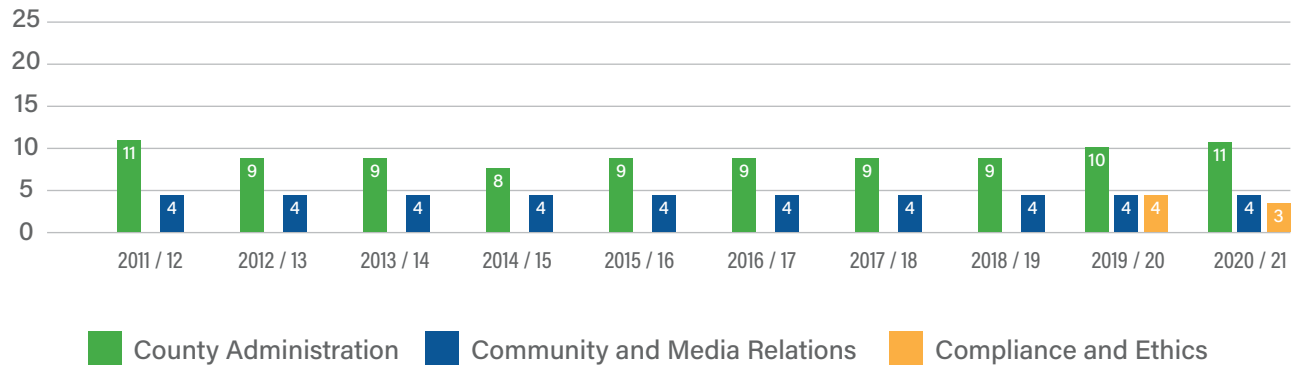
The new Office of Compliance and Ethics was developed in fall 2019 to evaluate policies, procedures and related activities in an ongoing capacity and to review ethical concerns. Goals are to facilitate policy development, implementation and adherence. The team will report findings on issues as assigned.

**STAFFING ALLOCATION**

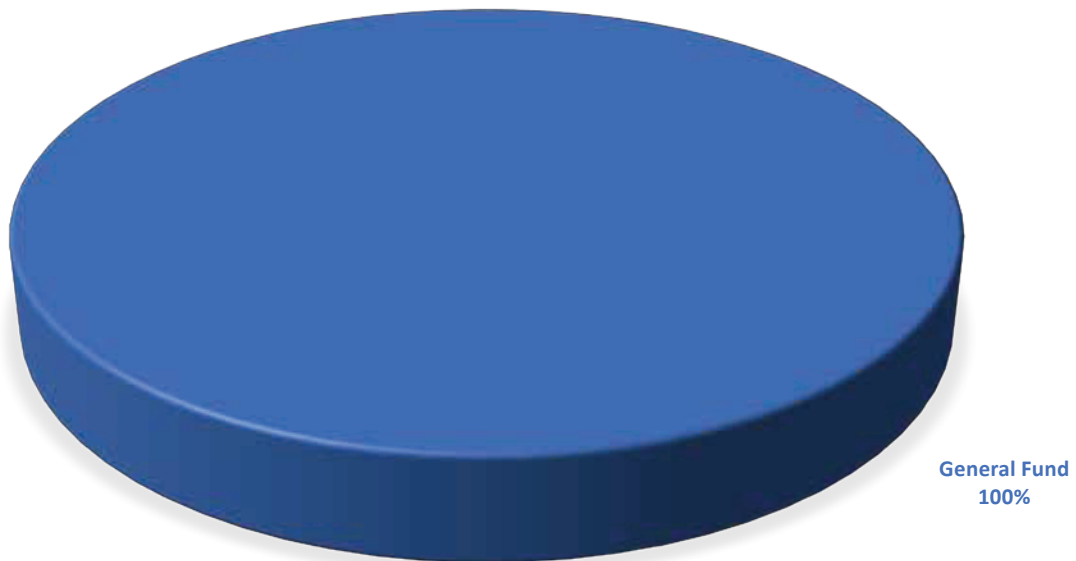
| Position Classification                     | Pay Grade | 2018-19 Authorized | 2019-20 Authorized | 2020-21 Adopted |
|---|-----------|--------------------|--------------------|-----------------|
| Administrative Assistant                    | B22       | 1                  | 1                  | 2               |
| Asst. to County Administrator               | D63       | 1                  | 1                  | 1               |
| County Administrator                        | F102      | 1                  | 1                  | 1               |
| Citizen Services Coordinator                | B31       | 1                  | 1                  | 1               |
| Program Coordinator                         | C42A      | 1                  | 1                  | 1               |
| Administrative Assistant – Special Projects | B22       | 0                  | 1                  | 1               |
| <b>TOTAL</b>                                |           | <b>5</b>           | <b>6</b>           | <b>7</b>        |
| <b>Assistant County Administration</b>      |           |                    |                    |                 |
| Asst. County Administrator                  | E91       | 2                  | 2                  | 2               |
| Director’s Aide                             | B32       | 1                  | 0                  | 0               |
| Program Coordinator                         | C42A      | 0                  | 1                  | 1               |
| Veterans Service Officer                    | B32       | 0                  | 1                  | 1               |
| <b>TOTAL</b>                                |           | <b>3</b>           | <b>4</b>           | <b>4</b>        |
| <b>Community and Media Relations</b>        |           |                    |                    |                 |
| Community & Media Relations Director        | E82       | 0                  | 1                  | 1               |
| Community & Media Relations Manager         | D63       | 1                  | 0                  | 0               |
| Community & Media Relations Specialist      | C41       | 1                  | 1                  | 0               |
| Sr. Community & Media Relations Specialist  | C52       | 1                  | 1                  | 1               |
| Video Production Specialist                 | C41       | 1                  | 1                  | 1               |
| Multimedia Graphic Designer                 | C42       | 0                  | 0                  | 1               |
| <b>TOTAL</b>                                |           | <b>4</b>           | <b>4</b>           | <b>4</b>        |
| <b>Compliance and Ethics Unit*</b>          |           |                    |                    |                 |
| Administrative Assistant                    | B22       | 0                  | 1                  | 0               |
| Asst. to County Administrator               | D63       | 0                  | 1                  | 0               |
| Compliance Officer                          | C41       | 0                  | 1                  | 2               |
| Division Manager                            | D63       | 0                  | 1                  | 1               |
| <b>TOTAL</b>                                |           | <b>0</b>           | <b>4</b>           | <b>3</b>        |
| <b>DEPARTMENT TOTAL</b>                     |           | <b>12</b>          | <b>18</b>          | <b>18</b>       |

\*Titles and pay grades may change

# Number of Employees



# Revenue Funding: \$2M





FUND: 001 - General  
 FUNCTION: General Government  
 ACTIVITY: Executive

DEPARTMENT: Board of County Commissioners  
 DIVISION: County Administrator  
 COST CENTER: 110302 - County Administration

| Account   | Title                               | Actual<br>FY 18-19 | Adopted<br>FY 19-20 | Proposed<br>FY 20-21 | Adopted<br>FY 20-21 |
|-----------|-------------------------------------|--------------------|---------------------|----------------------|---------------------|
| 51101     | Executive Salaries                  | \$ 113,505         | \$ 190,566          | \$ 185,016           | \$ 185,016          |
| 51201     | Regular Salaries & Wages            | 249,371            | 239,777             | 315,994              | 315,994             |
| 51301     | Other Salaries & Wages              | 0                  | 0                   | 0                    | 0                   |
| 51401     | Overtime                            | 1,363              | 0                   | 0                    | 0                   |
| 51501     | Special pay                         | 4,000              | 6,000               | 6,000                | 6,000               |
| 52101     | FICA Taxes                          | 25,334             | 33,381              | 38,788               | 38,788              |
| 52201     | Retirement Contributions            | 48,252             | 70,257              | 83,727               | 83,727              |
| 52301     | Life & Health Insurance             | 64,557             | 60,000              | 70,000               | 70,000              |
| 52401     | Workers' Compensation               | 892                | 605                 | 775                  | 775                 |
| 52501     | Unemployment Compensation           | 0                  | 0                   | 0                    | 0                   |
|           | PERSONNEL COSTS                     | <u>507,274</u>     | <u>600,586</u>      | <u>700,300</u>       | <u>700,300</u>      |
| 53101     | Professional Services               | 0                  | 0                   | 0                    | 0                   |
| 53201     | Accounting & Auditing               | 0                  | 0                   | 0                    | 0                   |
| 53301     | Court Reporter Services             | 0                  | 0                   | 0                    | 0                   |
| 53401     | Other Contractual Services          | 0                  | 0                   | 40,000               | 40,000              |
| 53501     | Investigations                      | 0                  | 0                   | 0                    | 0                   |
| 53601     | Pension Benefits                    | 0                  | 0                   | 0                    | 0                   |
| 54001     | Travel & Per Diem                   | 619                | 6,038               | 6,038                | 6,038               |
| 54101     | Communications                      | 3,142              | 3,433               | 3,593                | 3,593               |
| 54201     | Freight & Postage Services          | 479                | 3,087               | 577                  | 577                 |
| 54301     | Utility Services                    | 0                  | 0                   | 0                    | 0                   |
| 54401     | Rentals & Leases                    | 0                  | 0                   | 0                    | 0                   |
| 54501     | Insurance                           | 0                  | 0                   | 0                    | 0                   |
| 54601     | Repair & Maintenance Services       | 0                  | 1,920               | 1,920                | 1,920               |
| 54701     | Printing & Binding                  | 474                | 369                 | 369                  | 369                 |
| 54801     | Promotional Activities              | 0                  | 0                   | 0                    | 0                   |
| 54901     | Other Current Charges & Obligations | 0                  | 0                   | 0                    | 0                   |
| 54931     | Host Ordinance Items                | 23                 | 1,500               | 1,500                | 1,500               |
| 55101     | Office Supplies                     | 4,506              | 6,026               | 6,026                | 6,026               |
| 55201     | Operating Supplies                  | 2,310              | 1,765               | 1,765                | 4,165               |
| 55301     | Road Materials & Supplies           | 0                  | 0                   | 0                    | 0                   |
| 55401     | Books, Pubs, & Subs                 | 350                | 3,382               | 3,382                | 3,382               |
| 55501     | Training & Registrations            | 2,589              | 2,490               | 4,880                | 4,880               |
| 55801     | Bad Debt                            | 0                  | 0                   | 0                    | 0                   |
| 55901     | Depreciation                        | 0                  | 0                   | 0                    | 0                   |
|           | OPERATING COSTS                     | <u>14,492</u>      | <u>30,010</u>       | <u>70,050</u>        | <u>72,450</u>       |
| 56101     | Land                                | 0                  | 0                   | 0                    | 0                   |
| 56201     | Buildings                           | 0                  | 0                   | 0                    | 0                   |
| 56301     | Improvements Other Than Buildings   | 0                  | 0                   | 0                    | 0                   |
| 56401     | Machinery & Equipment               | 0                  | 2,400               | 2,400                | 0                   |
| 56501     | Construction in Progress            | 0                  | 0                   | 0                    | 0                   |
| 56801     | Intangible Assets                   | 0                  | 0                   | 50,000               | 50,000              |
|           | CAPITAL OUTLAY                      | <u>0</u>           | <u>2,400</u>        | <u>52,400</u>        | <u>50,000</u>       |
| 57101     | Principal                           | 0                  | 0                   | 0                    | 0                   |
| 57201     | Interest                            | 0                  | 0                   | 0                    | 0                   |
| 57301     | Other Debt Service Costs            | 0                  | 0                   | 0                    | 0                   |
|           | DEBT SERVICE                        | <u>0</u>           | <u>0</u>            | <u>0</u>             | <u>0</u>            |
| 58101     | Aids to Governmental Agencies       | 0                  | 0                   | 0                    | 0                   |
| 58201     | Aids to Private Organizations       | 0                  | 0                   | 0                    | 0                   |
| 58301     | Other Grants and Aids               | 0                  | 0                   | 0                    | 0                   |
|           | GRANTS AND AIDS                     | <u>0</u>           | <u>0</u>            | <u>0</u>             | <u>0</u>            |
| 59101     | Transfers                           | 0                  | 0                   | 0                    | 0                   |
| 59801     | Reserves                            | 0                  | 0                   | 0                    | 0                   |
|           | NON-OPERATING COSTS                 | <u>0</u>           | <u>0</u>            | <u>0</u>             | <u>0</u>            |
|           | TOTAL BUDGET                        | <u>\$ 521,766</u>  | <u>\$ 632,996</u>   | <u>\$ 822,750</u>    | <u>\$ 822,750</u>   |
| RESOURCES |                                     |                    |                     |                      |                     |
|           | General Fund Revenues               | \$ 521,766         | \$ 632,996          | \$ 822,750           | \$ 822,750          |
|           | TOTAL REVENUES                      | <u>\$ 521,766</u>  | <u>\$ 632,996</u>   | <u>\$ 822,750</u>    | <u>\$ 822,750</u>   |

FUND: 001 - General  
 FUNCTION: General Government  
 ACTIVITY: Executive

DEPARTMENT: County Administration  
 DIVISION: Assistant County Administrator  
 COST CENTER: 120101 - Administration

| Account   | Title                                   | Actual<br>FY 18-19 | Adopted<br>FY 19-20 | Proposed<br>FY 20-21 | Adopted<br>FY 20-21 |
|-----------|---|--------------------|---------------------|----------------------|---------------------|
| 51101     | Executive Salaries                      | \$ 0               | \$ 0                | \$ 0                 | 0                   |
| 51201     | Regular Salaries & Wages                | 108,784            | 168,906             | 184,953              | 184,953             |
| 51301     | Other Salaries & Wages                  | 0                  | 0                   | 0                    | 0                   |
| 51401     | Overtime                                | 0                  | 0                   | 0                    | 0                   |
| 51501     | Special pay                             | 968                | 0                   | 4,800                | 4,800               |
| 52101     | FICA Taxes                              | 8,399              | 12,921              | 14,516               | 14,516              |
| 52201     | Retirement Contributions                | 28,125             | 34,630              | 43,321               | 43,321              |
| 52301     | Life & Health Insurance                 | 341                | 20,000              | 20,000               | 20,000              |
| 52401     | Workers' Compensation                   | 214                | 234                 | 290                  | 290                 |
| 52501     | Unemployment Compensation               | 0                  | 0                   | 0                    | 0                   |
|           | PERSONNEL COSTS                         | <u>146,830</u>     | <u>236,691</u>      | <u>267,880</u>       | <u>267,880</u>      |
| 53101     | Professional Services                   | 0                  | 0                   | 0                    | 0                   |
| 53201     | Accounting & Auditing                   | 0                  | 0                   | 0                    | 0                   |
| 53301     | Court Reporter Services                 | 0                  | 0                   | 0                    | 0                   |
| 53401     | Other Contractual Services              | 0                  | 0                   | 25,000               | 25,000              |
| 53501     | Investigations                          | 0                  | 0                   | 0                    | 0                   |
| 53601     | Pension Benefits                        | 0                  | 0                   | 0                    | 0                   |
| 54001     | Travel & Per Diem                       | 1,448              | 4,227               | 4,227                | 4,227               |
| 54101     | Communications                          | 584                | 2,068               | 1,238                | 1,238               |
| 54201     | Postage & Freight                       | 315                | 200                 | 200                  | 200                 |
| 54301     | Utility Services                        | 0                  | 0                   | 0                    | 0                   |
| 54401     | Rentals & Leases                        | 0                  | 0                   | 0                    | 0                   |
| 54501     | Insurance                               | 0                  | 0                   | 0                    | 0                   |
| 54601     | Repair & Maintenance Services           | 0                  | 0                   | 0                    | 0                   |
| 54701     | Printing & Binding                      | 27                 | 250                 | 250                  | 250                 |
| 54801     | Promotional Activities                  | 0                  | 0                   | 0                    | 0                   |
| 54901     | Other Current Charges & Obligations     | 0                  | 0                   | 0                    | 0                   |
| 54931     | Host Ordinance                          | 256                | 0                   | 0                    | 0                   |
| 55101     | Office Supplies                         | 902                | 496                 | 1,000                | 1,000               |
| 55201     | Operating Supplies                      | 1,447              | 465                 | 500                  | 500                 |
| 55301     | Road Materials & Supplies               | 0                  | 0                   | 0                    | 0                   |
| 55401     | Books, Pubs, & Subs                     | 40                 | 1,400               | 1,400                | 1,400               |
| 55501     | Training & Registrations                | 340                | 1,225               | 1,225                | 1,225               |
| 55801     | Bad Debt                                | 0                  | 0                   | 0                    | 0                   |
| 55901     | Depreciation                            | 0                  | 0                   | 0                    | 0                   |
|           | OPERATING COSTS                         | <u>5,359</u>       | <u>10,331</u>       | <u>35,040</u>        | <u>35,040</u>       |
| 56101     | Land                                    | 0                  | 0                   | 0                    | 0                   |
| 56201     | Buildings                               | 0                  | 0                   | 0                    | 0                   |
| 56301     | Improvements Other Than Buildings       | 0                  | 0                   | 0                    | 0                   |
| 56401     | Machinery & Equipment                   | 0                  | 0                   | 0                    | 0                   |
| 56501     | Construction in Progress                | 0                  | 0                   | 0                    | 0                   |
| 56601     | Books, Publications & Library Materials | 0                  | 0                   | 0                    | 0                   |
|           | CAPITAL OUTLAY                          | <u>0</u>           | <u>0</u>            | <u>0</u>             | <u>0</u>            |
| 57101     | Principal                               | 0                  | 0                   | 0                    | 0                   |
| 57201     | Interest                                | 0                  | 0                   | 0                    | 0                   |
| 57301     | Other Debt Service Costs                | 0                  | 0                   | 0                    | 0                   |
|           | DEBT SERVICE                            | <u>0</u>           | <u>0</u>            | <u>0</u>             | <u>0</u>            |
| 58101     | Aids to Governmental Agencies           | 0                  | 0                   | 0                    | 0                   |
| 58201     | Aids to Private Organizations           | 0                  | 0                   | 0                    | 0                   |
| 58301     | Other Grants and Aids                   | 0                  | 0                   | 0                    | 0                   |
|           | GRANTS AND AIDS                         | <u>0</u>           | <u>0</u>            | <u>0</u>             | <u>0</u>            |
| 59101     | Transfers                               | 0                  | 0                   | 0                    | 0                   |
| 59801     | Reserves                                | 0                  | 0                   | 0                    | 0                   |
|           | NON-OPERATING COSTS                     | <u>0</u>           | <u>0</u>            | <u>0</u>             | <u>0</u>            |
|           | TOTAL BUDGET                            | <u>\$ 152,189</u>  | <u>\$ 247,022</u>   | <u>\$ 302,920</u>    | <u>\$ 302,920</u>   |
| RESOURCES |   |                    |                     |                      |                     |
|           | General Fund Revenues                   | \$ 152,189         | \$ 247,022          | \$ 302,920           | \$ 302,920          |
|           | TOTAL REVENUES                          | <u>\$ 152,189</u>  | <u>\$ 247,022</u>   | <u>\$ 302,920</u>    | <u>\$ 302,920</u>   |

FUND: 001 - General  
 FUNCTION: General Government  
 ACTIVITY: Executive

DEPARTMENT: County Administration  
 DIVISION: Assistant County Administrator  
 COST CENTER: 130101 - Administration

| Account   | Title                                   | Actual<br>FY 18-19 | Adopted<br>FY 19-20 | Proposed<br>FY 20-21 | Adopted<br>FY 20-21 |
|-----------|---|--------------------|---------------------|----------------------|---------------------|
| 51101     | Executive Salaries                      | \$ 0               | \$ 0                | \$ 0                 | 0                   |
| 51201     | Regular Salaries & Wages                | 234,381            | 196,736             | 188,510              | 188,510             |
| 51301     | Other Salaries & Wages                  | 0                  | 0                   | 0                    | 0                   |
| 51401     | Overtime                                | 0                  | 0                   | 0                    | 0                   |
| 51501     | Special pay                             | 3,200              | 4,800               | 4,800                | 4,800               |
| 52101     | FICA Taxes                              | 14,260             | 15,418              | 14,788               | 14,788              |
| 52201     | Retirement Contributions                | 32,045             | 41,749              | 43,677               | 43,677              |
| 52301     | Life & Health Insurance                 | 15,071             | 20,000              | 20,000               | 20,000              |
| 52401     | Workers' Compensation                   | 360                | 279                 | 295                  | 295                 |
| 52501     | Unemployment Compensation               | 0                  | 0                   | 0                    | 0                   |
|           | PERSONNEL COSTS                         | <u>299,317</u>     | <u>278,982</u>      | <u>272,070</u>       | <u>272,070</u>      |
| 53101     | Professional Services                   | 0                  | 0                   | 0                    | 0                   |
| 53201     | Accounting & Auditing                   | 0                  | 0                   | 0                    | 0                   |
| 53301     | Court Reporter Services                 | 0                  | 0                   | 0                    | 0                   |
| 53401     | Other Contractual Services              | 0                  | 0                   | 30,000               | 30,000              |
| 53501     | Investigations                          | 0                  | 0                   | 0                    | 0                   |
| 53601     | Pension Benefits                        | 0                  | 0                   | 0                    | 0                   |
| 54001     | Travel & Per Diem                       | 0                  | 2,796               | 3,500                | 3,500               |
| 54101     | Communications                          | 723                | 1,238               | 1,238                | 1,238               |
| 54201     | Postage & Freight                       | 73                 | 0                   | 200                  | 200                 |
| 54301     | Utility Services                        | 0                  | 0                   | 0                    | 0                   |
| 54401     | Rentals & Leases                        | 0                  | 0                   | 0                    | 0                   |
| 54501     | Insurance                               | 0                  | 0                   | 0                    | 0                   |
| 54601     | Repair & Maintenance Services           | 0                  | 0                   | 0                    | 0                   |
| 54701     | Printing & Binding                      | 0                  | 116                 | 116                  | 116                 |
| 54801     | Promotional Activities                  | 0                  | 0                   | 0                    | 0                   |
| 54901     | Other Current Charges & Obligations     | 0                  | 0                   | 0                    | 0                   |
| 54931     | Host Ordinance                          | 61                 | 0                   | 0                    | 0                   |
| 55101     | Office Supplies                         | 340                | 500                 | 1,000                | 1,000               |
| 55201     | Operating Supplies                      | 804                | 210                 | 1,000                | 1,000               |
| 55301     | Road Materials & Supplies               | 0                  | 0                   | 0                    | 0                   |
| 55401     | Books, Pubs, & Subs                     | 365                | 2,984               | 3,224                | 3,224               |
| 55501     | Training & Registrations                | 0                  | 840                 | 2,500                | 2,500               |
| 55801     | Bad Debt                                | 0                  | 0                   | 0                    | 0                   |
| 55901     | Depreciation                            | 0                  | 0                   | 0                    | 0                   |
|           | OPERATING COSTS                         | <u>2,366</u>       | <u>8,684</u>        | <u>42,778</u>        | <u>42,778</u>       |
| 56101     | Land                                    | 0                  | 0                   | 0                    | 0                   |
| 56201     | Buildings                               | 0                  | 0                   | 0                    | 0                   |
| 56301     | Improvements Other Than Buildings       | 0                  | 0                   | 0                    | 0                   |
| 56401     | Machinery & Equipment                   | 0                  | 0                   | 0                    | 0                   |
| 56501     | Construction in Progress                | 0                  | 0                   | 0                    | 0                   |
| 56601     | Books, Publications & Library Materials | 0                  | 0                   | 0                    | 0                   |
|           | CAPITAL OUTLAY                          | <u>0</u>           | <u>0</u>            | <u>0</u>             | <u>0</u>            |
| 57101     | Principal                               | 0                  | 0                   | 0                    | 0                   |
| 57201     | Interest                                | 0                  | 0                   | 0                    | 0                   |
| 57301     | Other Debt Service Costs                | 0                  | 0                   | 0                    | 0                   |
|           | DEBT SERVICE                            | <u>0</u>           | <u>0</u>            | <u>0</u>             | <u>0</u>            |
| 58101     | Aids to Governmental Agencies           | 0                  | 0                   | 0                    | 0                   |
| 58201     | Aids to Private Organizations           | 0                  | 0                   | 0                    | 0                   |
| 58301     | Other Grants and Aids                   | 0                  | 0                   | 0                    | 0                   |
|           | GRANTS AND AIDS                         | <u>0</u>           | <u>0</u>            | <u>0</u>             | <u>0</u>            |
| 59101     | Transfers                               | 0                  | 0                   | 0                    | 0                   |
| 59801     | Reserves                                | 0                  | 0                   | 0                    | 0                   |
|           | NON-OPERATING COSTS                     | <u>0</u>           | <u>0</u>            | <u>0</u>             | <u>0</u>            |
|           | TOTAL BUDGET                            | <u>\$ 301,682</u>  | <u>\$ 287,666</u>   | <u>\$ 314,848</u>    | <u>\$ 314,848</u>   |
| RESOURCES |   |                    |                     |                      |                     |
|           | General Fund Revenues                   | \$ 301,682         | \$ 287,666          | \$ 314,848           | \$ 314,848          |
|           | TOTAL REVENUES                          | <u>\$ 301,682</u>  | <u>\$ 287,666</u>   | <u>\$ 314,848</u>    | <u>\$ 314,848</u>   |

FUND: 001 - General  
 FUNCTION: Economic Environment  
 ACTIVITY: Industry Development

DEPARTMENT: County Administration  
 DIVISION: Community and Media Relations  
 COST CENTER: 380201 - Community and Media Relations

| Account   | Title                                   | Actual<br>FY 18-19 | Adopted<br>FY 19-20 | Proposed<br>FY 20-21 | Adopted<br>FY 20-21 |
|-----------|---|--------------------|---------------------|----------------------|---------------------|
| 51101     | Executive Salaries                      | \$ 0               | \$ 0                | \$ 0                 | 0                   |
| 51201     | Regular Salaries & Wages                | 233,815            | 248,176             | 244,276              | 244,276             |
| 51301     | Other Salaries & Wages                  | 0                  | 0                   | 0                    | 0                   |
| 51401     | Overtime                                | 6,425              | 0                   | 0                    | 0                   |
| 51501     | Special pay                             | 0                  | 4,800               | 7,200                | 7,200               |
| 52101     | FICA Taxes                              | 18,746             | 19,353              | 19,237               | 19,237              |
| 52201     | Retirement Contributions                | 35,191             | 37,661              | 41,539               | 41,539              |
| 52301     | Life & Health Insurance                 | 24,909             | 40,000              | 40,000               | 40,000              |
| 52401     | Workers' Compensation                   | 458                | 351                 | 385                  | 385                 |
| 52501     | Unemployment Compensation               | 0                  | 0                   | 0                    | 0                   |
|           | PERSONNEL COSTS                         | <u>319,544</u>     | <u>350,341</u>      | <u>352,637</u>       | <u>352,637</u>      |
| 53101     | Professional Services                   | 3,509              | 6,500               | 6,500                | 6,500               |
| 53201     | Accounting & Auditing                   | 0                  | 0                   | 0                    | 0                   |
| 53301     | Court Reporter Services                 | 0                  | 0                   | 0                    | 0                   |
| 53401     | Other Contractual Services              | 1,737              | 0                   | 10,000               | 10,000              |
| 53501     | Investigations                          | 0                  | 0                   | 0                    | 0                   |
| 53601     | Pension Benefits                        | 0                  | 0                   | 0                    | 0                   |
| 54001     | Travel & Per Diem                       | 0                  | 1,500               | 1,950                | 1,950               |
| 54101     | Communications                          | 2,915              | 4,078               | 4,078                | 4,078               |
| 54201     | Postage & Freight                       | 436                | 1,300               | 3,500                | 3,500               |
| 54301     | Utility Services                        | 0                  | 0                   | 0                    | 0                   |
| 54401     | Rentals & Leases                        | 0                  | 1,200               | 1,200                | 1,200               |
| 54501     | Insurance                               | 0                  | 0                   | 0                    | 0                   |
| 54601     | Repair & Maintenance Services           | 806                | 3,500               | 3,500                | 3,500               |
| 54701     | Printing & Binding                      | 14,484             | 15,000              | 16,000               | 16,000              |
| 54801     | Promotional Activities                  | 3,875              | 5,000               | 8,000                | 8,000               |
| 54901     | Other Current Charges & Obligations     | 0                  | 500                 | 500                  | 500                 |
| 54931     | Host Ordinance                          | 488                | 1,000               | 1,000                | 1,000               |
| 55101     | Office Supplies                         | 612                | 2,200               | 2,200                | 2,200               |
| 55201     | Operating Supplies                      | 995                | 6,000               | 3,000                | 3,000               |
| 55301     | Road Materials & Supplies               | 0                  | 0                   | 0                    | 0                   |
| 55401     | Books, Pubs, & Subs                     | 4,524              | 960                 | 5,860                | 5,860               |
| 55501     | Training & Registrations                | 300                | 1,200               | 2,900                | 2,900               |
| 55801     | Bad Debt                                | 0                  | 0                   | 0                    | 0                   |
| 55901     | Depreciation                            | 0                  | 0                   | 0                    | 0                   |
|           | OPERATING COSTS                         | <u>34,682</u>      | <u>49,938</u>       | <u>70,188</u>        | <u>70,188</u>       |
| 56101     | Land                                    | 0                  | 0                   | 0                    | 0                   |
| 56201     | Buildings                               | 0                  | 0                   | 0                    | 0                   |
| 56301     | Improvements Other Than Buildings       | 0                  | 0                   | 0                    | 0                   |
| 56401     | Machinery & Equipment                   | 3,724              | 7,000               | 0                    | 0                   |
| 56501     | Construction in Progress                | 0                  | 0                   | 0                    | 0                   |
| 56601     | Books, Publications & Library Materials | 0                  | 0                   | 0                    | 0                   |
|           | CAPITAL OUTLAY                          | <u>3,724</u>       | <u>7,000</u>        | <u>0</u>             | <u>0</u>            |
| 57101     | Principal                               | 0                  | 0                   | 0                    | 0                   |
| 57201     | Interest                                | 0                  | 0                   | 0                    | 0                   |
| 57301     | Other Debt Service Costs                | 0                  | 0                   | 0                    | 0                   |
|           | DEBT SERVICE                            | <u>0</u>           | <u>0</u>            | <u>0</u>             | <u>0</u>            |
| 58101     | Aids to Governmental Agencies           | 0                  | 0                   | 0                    | 0                   |
| 58201     | Aids to Private Organizations           | 0                  | 0                   | 0                    | 0                   |
| 58301     | Other Grants and Aids                   | 0                  | 0                   | 0                    | 0                   |
|           | GRANTS AND AIDS                         | <u>0</u>           | <u>0</u>            | <u>0</u>             | <u>0</u>            |
| 59101     | Transfers                               | 0                  | 0                   | 0                    | 0                   |
| 59801     | Reserves                                | 0                  | 0                   | 0                    | 0                   |
|           | NON-OPERATING COSTS                     | <u>0</u>           | <u>0</u>            | <u>0</u>             | <u>0</u>            |
|           | TOTAL BUDGET                            | <u>\$ 357,949</u>  | <u>\$ 407,279</u>   | <u>\$ 422,825</u>    | <u>\$ 422,825</u>   |
| RESOURCES |   |                    |                     |                      |                     |
|           | General Fund Revenues                   | \$ 357,949         | \$ 407,279          | \$ 422,825           | \$ 422,825          |
|           | TOTAL REVENUES                          | <u>\$ 357,949</u>  | <u>\$ 407,279</u>   | <u>\$ 422,825</u>    | <u>\$ 422,825</u>   |

FUND: 001 - General  
 FUNCTION: General Government  
 ACTIVITY: Executive

DEPARTMENT: County Administration  
 DIVISION: Compliance and Ethics Unit  
 COST CENTER: 110304 - Compliance and Ethics Unit

| Account | Title                                   | Actual<br>FY 18-19 | Adopted<br>FY 19-20 | Proposed<br>FY 20-21 | Adopted<br>FY 20-21 |
|---------|---|--------------------|---------------------|----------------------|---------------------|
| 51101   | Executive Salaries                      | \$ 0               | \$ 0                | \$ 0                 | 0                   |
| 51201   | Regular Salaries & Wages                | 0                  | 254,368             | 114,368              | 114,368             |
| 51301   | Other Salaries & Wages                  | 0                  | 0                   | 0                    | 0                   |
| 51401   | Overtime                                | 0                  | 0                   | 0                    | 0                   |
| 51501   | Special pay                             | 0                  | 0                   | 0                    | 0                   |
| 52101   | FICA Taxes                              | 0                  | 19,460              | 6,886                | 6,886               |
| 52201   | Retirement Contributions                | 0                  | 21,544              | 9,002                | 9,002               |
| 52301   | Life & Health Insurance                 | 0                  | 40,000              | 20,000               | 20,000              |
| 52401   | Workers' Compensation                   | 0                  | 353                 | 138                  | 138                 |
| 52501   | Unemployment Compensation               | 0                  | 0                   | 0                    | 0                   |
|         | PERSONNEL COSTS                         | 0                  | 335,725             | 150,394              | 150,394             |
| 53101   | Professional Services                   | 0                  | 0                   | 0                    | 0                   |
| 53201   | Accounting & Auditing                   | 0                  | 0                   | 0                    | 0                   |
| 53301   | Court Reporter Services                 | 0                  | 0                   | 0                    | 0                   |
| 53401   | Other Contractual Services              | 0                  | 0                   | 70,000               | 70,000              |
| 53501   | Investigations                          | 0                  | 0                   | 0                    | 0                   |
| 53601   | Pension Benefits                        | 0                  | 0                   | 0                    | 0                   |
| 54001   | Travel & Per Diem                       | 0                  | 0                   | 0                    | 0                   |
| 54101   | Communications                          | 0                  | 0                   | 0                    | 0                   |
| 54201   | Freight & Postage Services              | 0                  | 0                   | 0                    | 0                   |
| 54301   | Utility Services                        | 0                  | 0                   | 0                    | 0                   |
| 54401   | Rentals & Leases                        | 0                  | 0                   | 0                    | 0                   |
| 54501   | Insurance                               | 0                  | 0                   | 0                    | 0                   |
| 54601   | Repair & Maintenance Services           | 0                  | 0                   | 0                    | 0                   |
| 54701   | Printing & Binding                      | 0                  | 0                   | 0                    | 0                   |
| 54801   | Promotional Activities                  | 0                  | 0                   | 0                    | 0                   |
| 54901   | Other Current Charges & Obligations     | 0                  | 0                   | 0                    | 0                   |
| 54931   | Host Ordinance                          | 0                  | 0                   | 0                    | 0                   |
| 55101   | Office Supplies                         | 0                  | 0                   | 5,000                | 5,000               |
| 55201   | Operating Supplies                      | 0                  | 20,000              | 15,000               | 15,000              |
| 55301   | Road Materials & Supplies               | 0                  | 0                   | 0                    | 0                   |
| 55401   | Books, Pubs, & Subs                     | 0                  | 0                   | 0                    | 0                   |
| 55501   | Training & Registrations                | 0                  | 0                   | 0                    | 0                   |
| 55801   | Bad Debt                                | 0                  | 0                   | 0                    | 0                   |
| 55901   | Depreciation                            | 0                  | 0                   | 0                    | 0                   |
|         | OPERATING COSTS                         | 0                  | 20,000              | 90,000               | 90,000              |
| 56101   | Land                                    | 0                  | 0                   | 0                    | 0                   |
| 56201   | Buildings                               | 0                  | 0                   | 0                    | 0                   |
| 56301   | Improvements Other Than Buildings       | 0                  | 0                   | 0                    | 0                   |
| 56401   | Machinery & Equipment                   | 0                  | 0                   | 0                    | 0                   |
| 56501   | Construction in Progress                | 0                  | 0                   | 0                    | 0                   |
| 56601   | Books, Publications & Library Materials | 0                  | 0                   | 0                    | 0                   |
|         | CAPITAL OUTLAY                          | 0                  | 0                   | 0                    | 0                   |
| 57101   | Principal                               | 0                  | 0                   | 0                    | 0                   |
| 57201   | Interest                                | 0                  | 0                   | 0                    | 0                   |
| 57301   | Other Debt Service Costs                | 0                  | 0                   | 0                    | 0                   |
|         | DEBT SERVICE                            | 0                  | 0                   | 0                    | 0                   |
| 58101   | Aids to Governmental Agencies           | 0                  | 0                   | 0                    | 0                   |
| 58201   | Aids to Private Organizations           | 0                  | 0                   | 0                    | 0                   |
| 58301   | Other Grants and Aids                   | 0                  | 0                   | 0                    | 0                   |
|         | GRANTS AND AIDS                         | 0                  | 0                   | 0                    | 0                   |
| 59101   | Transfers                               | 0                  | 0                   | 0                    | 0                   |
| 59801   | Reserves                                | 0                  | 0                   | 0                    | 0                   |
|         | NON-OPERATING COSTS                     | 0                  | 0                   | 0                    | 0                   |
|         | TOTAL BUDGET                            | \$ 0               | \$ 355,725          | \$ 240,394           | \$ 240,394          |
|         | RESOURCES                               |                    |                     |                      |                     |
|         | General Fund Revenues                   | \$ 0               | \$ 355,725          | \$ 240,394           | \$ 240,394          |
|         | TOTAL REVENUES                          | \$ 0               | \$ 355,725          | \$ 240,394           | \$ 240,394          |

FUND: 102 - Economic Development  
 FUNCTION: Economic Environment  
 ACTIVITY: Industry Development

DEPARTMENT: Economic Development  
 DIVISION: Administration  
 COST CENTER: 360704 - Operating

| Account   | Title  | Actual<br>FY 18-19 | Adopted<br>FY 19-20 | Proposed<br>FY 20-21 | Adopted<br>FY 20-21 |
|-----------|--|--------------------|---------------------|----------------------|---------------------|
| 51101     | Executive Salaries                               | \$ 0               | \$ 0                | \$ 0                 | 0                   |
| 51201     | Regular Salaries & Wages                         | 0                  | 0                   | 0                    | 0                   |
| 51301     | Other Salaries & Wages                           | 0                  | 0                   | 0                    | 0                   |
| 51401     | Overtime   | 0                  | 0                   | 0                    | 0                   |
| 51501     | Special pay                                      | 0                  | 0                   | 0                    | 0                   |
| 52101     | FICA Taxes                                       | 0                  | 0                   | 0                    | 0                   |
| 52201     | Retirement Contributions                         | 0                  | 0                   | 0                    | 0                   |
| 52301     | Life & Health Insurance                          | 0                  | 0                   | 0                    | 0                   |
| 52401     | Workers' Compensation                            | 0                  | 0                   | 0                    | 0                   |
| 52501     | Unemployment Compensation                        | 0                  | 0                   | 0                    | 0                   |
|           | PERSONNEL COSTS                                  | <u>0</u>           | <u>0</u>            | <u>0</u>             | <u>0</u>            |
| 53101     | Professional Services                            | 0                  | 0                   | 0                    | 0                   |
| 53201     | Accounting & Auditing                            | 0                  | 0                   | 0                    | 0                   |
| 53301     | Court Reporter Services                          | 0                  | 0                   | 0                    | 0                   |
| 53401     | Other Contractual Services                       | 0                  | 0                   | 0                    | 0                   |
| 53501     | Investigations                                   | 0                  | 0                   | 0                    | 0                   |
| 53601     | Pension Benefits                                 | 0                  | 0                   | 0                    | 0                   |
| 54001     | Travel & Per Diem                                | 0                  | 0                   | 0                    | 0                   |
| 54101     | Communications & Freight Services                | 0                  | 0                   | 0                    | 0                   |
| 54201     | Postage & Freight                                | 0                  | 0                   | 0                    | 0                   |
| 54301     | Utility Services                                 | 0                  | 0                   | 0                    | 0                   |
| 54401     | Rentals & Leases                                 | 0                  | 0                   | 0                    | 0                   |
| 54501     | Insurance  | 0                  | 0                   | 0                    | 0                   |
| 54601     | Repair & Maintenance Services                    | 0                  | 0                   | 0                    | 0                   |
| 54701     | Printing & Binding                               | 0                  | 0                   | 0                    | 0                   |
| 54801     | Promotional Activities                           | 0                  | 0                   | 0                    | 0                   |
| 54901     | Other Current Charges & Obligations              | 0                  | 0                   | 0                    | 0                   |
| 55101     | Office Supplies                                  | 0                  | 0                   | 0                    | 0                   |
| 55201     | Operating Supplies                               | 0                  | 50,000              | 50,000               | 50,000              |
| 55301     | Road Materials & Supplies                        | 0                  | 0                   | 0                    | 0                   |
| 55401     | Books, Publications, Subscriptions & Memberships | 0                  | 0                   | 0                    | 0                   |
| 55801     | Bad Debt   | 0                  | 0                   | 0                    | 0                   |
| 55901     | Depreciation                                     | 0                  | 0                   | 0                    | 0                   |
|           | OPERATING COSTS                                  | <u>0</u>           | <u>50,000</u>       | <u>50,000</u>        | <u>50,000</u>       |
| 56101     | Land   | 0                  | 0                   | 0                    | 0                   |
| 56201     | Buildings  | 0                  | 0                   | 0                    | 0                   |
| 56301     | Improvements Other Than Buildings                | 0                  | 0                   | 0                    | 0                   |
| 56401     | Machinery & Equipment                            | 0                  | 0                   | 0                    | 0                   |
| 56501     | Construction in Progress                         | 0                  | 0                   | 0                    | 0                   |
| 56601     | Books, Publications & Library Materials          | 0                  | 0                   | 0                    | 0                   |
|           | CAPITAL OUTLAY                                   | <u>0</u>           | <u>0</u>            | <u>0</u>             | <u>0</u>            |
| 57101     | Principal  | 0                  | 0                   | 0                    | 0                   |
| 57201     | Interest   | 0                  | 0                   | 0                    | 0                   |
| 57301     | Other Debt Service Costs                         | 0                  | 0                   | 0                    | 0                   |
|           | DEBT SERVICE                                     | <u>0</u>           | <u>0</u>            | <u>0</u>             | <u>0</u>            |
| 58101     | Aids to Governmental Agencies                    | 0                  | 26,250              | 26,250               | 26,250              |
| 58201     | Aids to Private Organizations                    | 55,000             | 0                   | 0                    | 0                   |
| 58301     | Other Grants and Aids                            | 0                  | 0                   | 0                    | 0                   |
|           | GRANTS AND AIDS                                  | <u>55,000</u>      | <u>26,250</u>       | <u>26,250</u>        | <u>26,250</u>       |
| 59101     | Transfers  | 0                  | 0                   | 0                    | 0                   |
| 59801     | Reserves   | 0                  | 15,000              | 15,000               | 15,000              |
|           | NON-OPERATING COSTS                              | <u>0</u>           | <u>15,000</u>       | <u>15,000</u>        | <u>15,000</u>       |
|           | TOTAL BUDGET                                     | <u>\$ 55,000</u>   | <u>\$ 91,250</u>    | <u>\$ 91,250</u>     | <u>\$ 91,250</u>    |
| RESOURCES |  |                    |                     |                      |                     |
|           | General Fund Revenues                            | \$ 0               | \$ 50,000           | \$ 50,000            | 50,000              |
|           | Depreciation                                     | 0                  | 0                   | 0                    | 0                   |
|           | Estimated Fund Balance                           | 55,000             | 41,250              | 41,250               | 41,250              |
|           | TOTAL REVENUES                                   | <u>\$ 55,000</u>   | <u>\$ 91,250</u>    | <u>\$ 91,250</u>     | <u>\$ 91,250</u>    |

# ANIMAL SERVICES DEPARTMENT



**T**he Escambia County Animal Services Department is comprised of two Divisions, Animal Control and the Animal Shelter, dedicated to public safety and the welfare of animals in the community. Animal Services strives to help owners keep their pets through humane education and assistance programs. Animal Control officers are tasked with enforcement of state and local laws to protect both the animals and citizens of Escambia County. Animal Control works hard to reunite animals with their owners before bringing them to the shelter. The Animal Shelter provides temporary care and shelter for lost, stray and confiscated animals. The staff at the Animal Shelter work diligently to provide exceptional care for all the animals in their oversight. Homes are sought using various programs that include adoptions, fosters, transfers to other local and out of state rescues. Both Divisions are focused on providing humane education to the citizens of the community to promote proper pet care and animal welfare.



## Objectives

- To ensure and enforce compliance with animal-related state statutes and county ordinances
- To provide education and assistance to the citizens and the pets of Escambia County
- To humanely provide limited-term housing for ill, unwanted, stray, dangerous or injured animals in a safe and healthy environment, and to provide a variety of fee supported animal-related services to citizens including adoptions, pet licenses, owner redemptions, spay/neuter services for adopters, microchip implantation and vaccinations



# Accomplishments

- ▶ **Disaster Relief**
  - Developed pandemic plan
  - Updated pet-friendly shelter plan
  - Updated COOP plan
- ▶ **Software Maintenance & Innovation**  
Set up Qless for adoption, redemption and surrender appointments to improve efficiency at shelter
- ▶ **Shelter Improvements**  
Installed large ceiling fans in dog kennel areas, resurfaced floors with disease resistance materials, replaced the surveillance cameras
- ▶ **Animal Control**  
Replaced several animal transport units for officer and animal safety

- ▶ **Strategic Partnerships**
  - Friends of Escambia County Animal Shelter – transports animals, fosters special needs animals, heartworm sponsorships, hosts awareness events, provides Operation SNIP – Low-Cost Spay & Neuter program
  - Pensacola Humane Society - Adoption partner and Low-Cost Spay & Neuter program
  - Pensacola State College Veterinary Technician Program – Clinicals and annual food and supply drive
  - PetSmart Charities & Pet Food Supermarket Adoption Partners

## FUNDING PRIORITIES FY 2020 – 21

| Major Issues Funded  | Amount          |
|--|-----------------|
| Low-Cost Spay & Neuter Program with Pensacola Humane Society | <b>\$40,000</b> |



# Performance Measures

|                           | FY 2017 / 2018<br>Actual | FY 2018 / 2019<br>Actual | FY 2019 / 2020<br>(Oct. – Mar.) | FY 2020 / 2021<br>(Estimate) |
|---------------------------|--------------------------|--------------------------|---------------------------------|------------------------------|
| <b>ANIMAL SERVICES</b>    |                          |                          |                                 |                              |
| Animals Placed            | 3,715                    | 4,585                    | 2,336                           | 5,000                        |
| County Licenses Sold      | \$456,204                | \$419,519                | \$206,174                       | \$470,000                    |
| <b>ANIMAL CONTROL</b>     |                          |                          |                                 |                              |
| Number of Calls Worked    | 7,945                    | 7,577                    | 3,702                           | 8,500                        |
| Total Amount of Citations | \$72,350                 | \$79,216                 | \$35,361                        | \$75,000                     |



**1,349**

Total adoptions



**437**

Reclaimed by owner



**729**

Transfers to other adoption organizations



**4,876**

Total calls for assistance answered



**114**

Responses to injured wildlife



**142**

Responses to animal on animal attacks



**1,445**

Roaming-at-large complaints handled



**2,266**

Cruelty, nuisance, or bite investigations

\*10/1/19 – 06/15/20



## Benchmark Data

|   | Escambia County<br>FY 2018 / 2019 | Manatee County<br>FY 2018 / 2019 |
|---|-----------------------------------|----------------------------------|
| <b>Total Intake</b>                                     | <b>7,391</b>                      | <b>3,562</b>                     |
| <b>Total Adoptions</b>                                  | <b>1,958</b>                      | <b>1,238</b>                     |
| <b>Total Transferred to other<br/>Adoption Agencies</b> | <b>1,529</b>                      | <b>927</b>                       |
| <b>Reclaimed by the Owner</b>                           | <b>623</b>                        | <b>557</b>                       |



## Statutory Responsibilities

Animals-Florida Statute Chapter 828 & Chapter 767

Animal Industry- Florida Statute 585.14-585-68

Department of Health –Florida Administrative Code 64B16-29, 64D-3.038, 64D-3.039

Escambia County Animal Control Ordinance Chapter 10 - Animals





# Significant Changes for FY 2020 - 21

## Enhancements

**Overtime:** The shelter has an overtime request to cover the expense of Road Camp officers that bring the inmates on Saturdays and holidays. This is essential to Animal Shelter operations. The Animal Control overtime request is to cover after hours emergencies and holidays.

**Animal Transport Units:** Animal Control has requested two Animal Transport units to replace very old and unairconditioned units from the current fleet. One will be a replacement for a unit on one of the current Animal Control trucks. The second will be placed on a new truck that is an additional enhancement request. This is part of a five-year plan to upgrade the fleet to proper equipment.

**Animal Control Vehicle:** Animal Control is requesting a replacement truck. This is part of a five-year plan to upgrade the fleet to proper equipment.

## Additional Budgetary Notes

**Increase in Operating Expenses:** Operating expenses for the shelter have increased annually for the shelter, that is attributed to:

- 1 Cost increases for pharmaceuticals used for surgery and/or treatment of animals in care. Some of the medications regularly used at the shelter have been used in treatments for COVID-19 making them unavailable. Higher priced alternatives have been used.
- 2 Disinfectants and cleaning supply prices have increased due to traditional supplies being unavailable.

**Operating Supplies Estimate FY20/21:** Last year, based on zero budget calculations for operating supplies, \$260,038 was requested. That budget was reduced to \$235,529 before presenting it to the board. This year based on zero-based calculations, \$278,631 for operating supplies is anticipated.

**Pensacola Humane Society:** Animal Services would like to continue to provide Pensacola Humane Society with \$40,000 for the Low Cost Spay and Neuter Program for low income Escambia County residents. Vouchers for this program will be distributed by Animal Services as part of community outreach programs.



## Goals

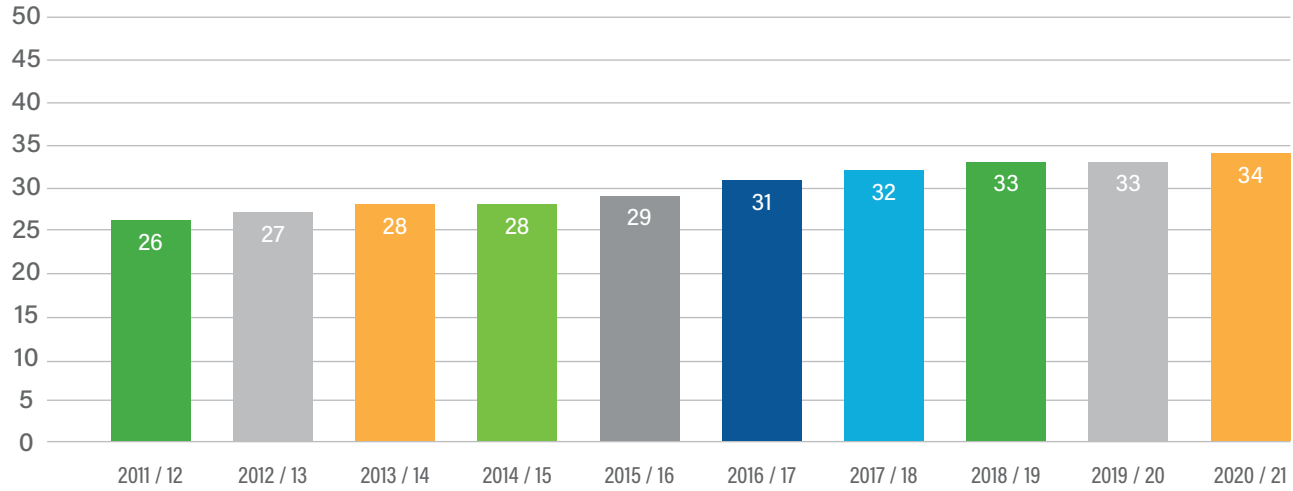
- To ensure and enforce compliance with animal-related state statutes and county ordinances
- To provide education and assistance to the citizens and pets of Escambia County, Florida
- Though Animal Services can be essentially classified as a traditional animal shelter, the department strives to expand its ability to provide auxiliary, open admissions-like services to the community. Animal Services leadership remains focused on project upgrades and program reorganization to expand its scope of work to assist citizens county-wide to humanely provide limited-term housing for ill, unwanted, stray, dangerous and/or injured animals in a safe and healthy environment, and to provide a variety of fee-supported, animal-related services to citizens, including: adoptions, county license tags, owner redemptions, spay/neuter services for adopters, microchip implantation and vaccinations
- During FY 2020 – 21, the Animal Services Division will continue to improve the quality of life for citizens of Escambia County and their pets by providing responsive, effective, and humane animal care and control services, and provide community education and outreach regarding humane animal care and welfare

## STAFFING ALLOCATION

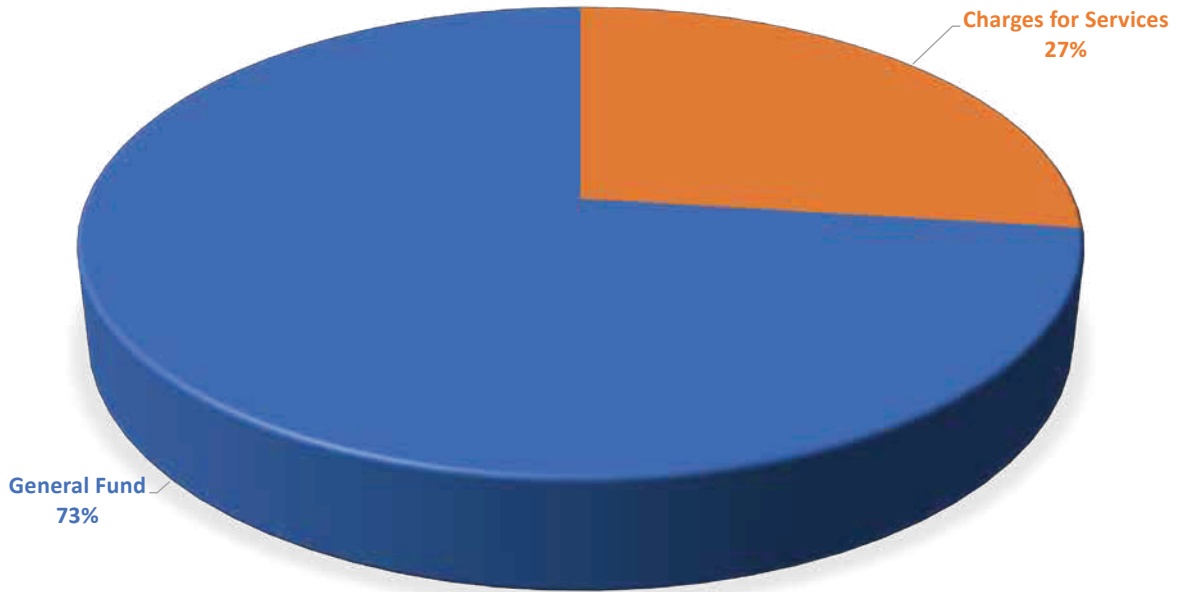
| Position Classification             | Pay Grade | 2018-19 Authorized | 2019-20 Authorized | 2020-21 Adopted |
|-------------------------------------|-----------|--------------------|--------------------|-----------------|
| <b>Animal Services</b>              |           |                    |                    |                 |
| Administrative Assistant            | B22       | 0                  | 1                  | 2               |
| Administrative Supervisor           | B31       | 1                  | 1                  | 1               |
| Animal Services Manager             | D63       | 1                  | 1                  | 1               |
| Kennel Supervisor                   | B31       | 1                  | 1                  | 1               |
| Kennel Technician                   | A13       | 8                  | 8                  | 8               |
| Senior Kennel Technician            | B21       | 2                  | 2                  | 2               |
| Vet Technician                      | B22       | 2                  | 3                  | 3               |
| Veterinarian (full-time)            | D63       | 1                  | 1                  | 1               |
| <b>TOTAL</b>                        |           | <b>16</b>          | <b>18</b>          | <b>19</b>       |
| <b>Animal Control</b>               |           |                    |                    |                 |
| Animal Control Communications Clerk | A12       | 1                  | 1                  | 1               |
| Animal Control Officer              | B21       | 10                 | 10                 | 10              |
| Animal Control Supervisor           | B31       | 1                  | 1                  | 1               |
| Lead Animal Control Officer         | B22       | 3                  | 3                  | 3               |
| Senior Office Support Assistant     | A12       | 1                  | 0                  | 0               |
| <b>TOTAL</b>                        |           | <b>16</b>          | <b>15</b>          | <b>15</b>       |
| <b>TOTAL DEPARTMENT</b>             |           | <b>32</b>          | <b>33</b>          | <b>34</b>       |



# Number of Employees



# Revenue Funding: \$2.3M





FUND: 001 - General Fund  
 FUNCTION: Human Services  
 ACTIVITY: Health

DEPARTMENT: Animal Services  
 DIVISION: Animal Services  
 COST CENTER: 250202 - Animal Services Administration

| Account   | Title                                   | Actual<br>FY 18-19  | Adopted<br>FY 19-20 | Proposed<br>FY 20-21 | Adopted<br>FY 20-21 |
|-----------|---|---------------------|---------------------|----------------------|---------------------|
| 51101     | Executive Salaries                      | \$ 0                | \$ 0                | \$ 0                 | 0                   |
| 51201     | Regular Salaries & Wages                | 587,420             | 657,815             | 688,483              | 688,483             |
| 51301     | Other Salaries & Wages                  | 0                   | 0                   | 5,420                | 5,420               |
| 51401     | Overtime                                | 24,266              | 16,875              | 16,875               | 16,875              |
| 51501     | Special pay                             | 0                   | 2,400               | 4,800                | 4,800               |
| 52101     | FICA Taxes                              | 46,861              | 51,797              | 54,742               | 54,742              |
| 52201     | Retirement Contributions                | 52,880              | 57,348              | 71,558               | 71,558              |
| 52301     | Life & Health Insurance                 | 114,608             | 180,000             | 190,000              | 190,000             |
| 52401     | Workers' Compensation                   | 10,517              | 8,933               | 10,147               | 10,147              |
| 52501     | Unemployment Compensation               | 0                   | 0                   | 0                    | 0                   |
|           | PERSONNEL COSTS                         | <u>836,551</u>      | <u>975,168</u>      | <u>1,042,025</u>     | <u>1,042,025</u>    |
| 53101     | Professional Services                   | 3,906               | 10,000              | 10,000               | 10,000              |
| 53201     | Accounting & Auditing                   | 0                   | 0                   | 0                    | 0                   |
| 53301     | Court Reporter Services                 | 0                   | 0                   | 0                    | 0                   |
| 53401     | Other Contractual Services              | 0                   | 0                   | 0                    | 0                   |
| 53501     | Investigations                          | 0                   | 0                   | 0                    | 0                   |
| 53601     | Pension Benefits                        | 0                   | 0                   | 0                    | 0                   |
| 54001     | Travel & Per Diem                       | 8,152               | 4,555               | 5,490                | 5,490               |
| 54101     | Communications                          | 5,838               | 5,760               | 8,485                | 8,485               |
| 54201     | Postage & Freight                       | 172                 | 500                 | 500                  | 500                 |
| 54301     | Utility Services                        | 5,968               | 5,170               | 4,000                | 4,000               |
| 54401     | Rentals & Leases                        | 0                   | 3,000               | 0                    | 0                   |
| 54501     | Insurance                               | 0                   | 0                   | 0                    | 0                   |
| 54601     | Repair & Maintenance Services           | 12,139              | 11,140              | 11,140               | 11,140              |
| 54701     | Printing & Binding                      | 7,673               | 7,650               | 7,500                | 7,500               |
| 54801     | Promotional Activities                  | 0                   | 1,500               | 1,500                | 1,500               |
| 54901     | Other Current Charges & Obligations     | 2,601               | 2,170               | 1,920                | 1,920               |
| 54931     | Host Ordinance Items                    | 0                   | 0                   | 0                    | 0                   |
| 55101     | Office Supplies                         | 4,477               | 4,500               | 5,500                | 5,500               |
| 55201     | Operating Supplies                      | 272,783             | 243,631             | 273,494              | 273,494             |
| 55204     | Fuel                                    | 1,358               | 1,800               | 1,800                | 1,800               |
| 55401     | Book/Publ/Subscript/Memb                | 208                 | 500                 | 500                  | 500                 |
| 55501     | Training & Registrations                | 2,255               | 1,250               | 2,030                | 2,030               |
| 55801     | Bad Debt                                | 0                   | 0                   | 0                    | 0                   |
| 55901     | Depreciation                            | 0                   | 0                   | 0                    | 0                   |
|           | OPERATING COSTS                         | <u>327,529</u>      | <u>303,126</u>      | <u>333,859</u>       | <u>333,859</u>      |
| 56101     | Land                                    | 0                   | 0                   | 0                    | 0                   |
| 56201     | Buildings                               | 0                   | 0                   | 0                    | 0                   |
| 56301     | Improvements Other Than Buildings       | 0                   | 0                   | 0                    | 0                   |
| 56401     | Machinery & Equipment                   | 4,349               | 0                   | 0                    | 0                   |
| 56501     | Construction in Progress                | 0                   | 0                   | 0                    | 0                   |
| 56601     | Books, Publications & Library Materials | 0                   | 0                   | 0                    | 0                   |
|           | CAPITAL OUTLAY                          | <u>4,349</u>        | <u>0</u>            | <u>0</u>             | <u>0</u>            |
| 57101     | Principal                               | 0                   | 0                   | 0                    | 0                   |
| 57201     | Interest                                | 0                   | 0                   | 0                    | 0                   |
| 57301     | Other Debt Service Costs                | 0                   | 0                   | 0                    | 0                   |
|           | DEBT SERVICE                            | <u>0</u>            | <u>0</u>            | <u>0</u>             | <u>0</u>            |
| 58101     | Aids to Governmental Agencies           | 0                   | 0                   | 0                    | 0                   |
| 58201     | Aids to Private Organizations           | 0                   | 0                   | 0                    | 0                   |
| 58301     | Other Grants and Aids                   | 0                   | 0                   | 0                    | 0                   |
|           | GRANTS AND AIDS                         | <u>0</u>            | <u>0</u>            | <u>0</u>             | <u>0</u>            |
| 59101     | Transfers                               | 0                   | 0                   | 0                    | 0                   |
| 59801     | Reserves                                | 0                   | 0                   | 0                    | 0                   |
|           | NON-OPERATING COSTS                     | <u>0</u>            | <u>0</u>            | <u>0</u>             | <u>0</u>            |
|           | TOTAL BUDGET                            | <u>\$ 1,168,428</u> | <u>\$ 1,278,294</u> | <u>\$ 1,375,884</u>  | <u>\$ 1,375,884</u> |
| RESOURCES |   |                     |                     |                      |                     |
|           | Other Animal Control Revenues           | 627,402             | 598,950             | 596,800              | 596,800             |
|           | General Fund Revenues                   | 541,026             | 679,344             | 779,084              | 779,084             |
|           | TOTAL REVENUES                          | <u>\$ 1,168,428</u> | <u>\$ 1,278,294</u> | <u>\$ 1,375,884</u>  | <u>\$ 1,375,884</u> |

FUND: 001 - General Fund  
 FUNCTION: Public Safety  
 ACTIVITY: Protective Inspections

DEPARTMENT: Animal Services  
 DIVISION: Animal Services  
 COST CENTER: 250207 - Animal Control

| Account   | Title                                   | Actual<br>FY 18-19 | Adopted<br>FY 19-20 | Proposed<br>FY 20-21 | Adopted<br>FY 20-21 |
|-----------|---|--------------------|---------------------|----------------------|---------------------|
| 51101     | Executive Salaries                      | \$ 0               | \$ 0                | \$ 0                 | 0                   |
| 51201     | Regular Salaries & Wages                | 399,442            | 461,190             | 430,309              | 430,309             |
| 51301     | Other Salaries & Wages                  | 0                  | 3,120               | 3,120                | 3,120               |
| 51401     | Overtime                                | 9,139              | 3,000               | 3,000                | 3,000               |
| 51501     | Special pay                             | 0                  | 2,400               | 2,400                | 2,400               |
| 52101     | FICA Taxes                              | 31,460             | 35,935              | 33,571               | 33,571              |
| 52201     | Retirement Contributions                | 34,673             | 39,784              | 43,882               | 43,882              |
| 52301     | Life & Health Insurance                 | 110,310            | 150,000             | 150,000              | 150,000             |
| 52401     | Workers' Compensation                   | 8,922              | 6,909               | 7,190                | 7,190               |
| 52501     | Unemployment Compensation               | 0                  | 0                   | 0                    | 0                   |
|           | PERSONNEL COSTS                         | <u>593,947</u>     | <u>702,338</u>      | <u>673,472</u>       | <u>673,472</u>      |
| 53101     | Professional Services                   | 2,176              | 1,000               | 1,000                | 1,000               |
| 53201     | Accounting & Auditing                   | 0                  | 0                   | 0                    | 0                   |
| 53301     | Court Reporter Services                 | 0                  | 1,425               | 1,425                | 1,425               |
| 53401     | Other Contractual Services              | 22,200             | 52,000              | 32,000               | 32,000              |
| 53501     | Investigations                          | 0                  | 0                   | 0                    | 0                   |
| 53601     | Pension Benefits                        | 0                  | 0                   | 0                    | 0                   |
| 54001     | Travel & Per Diem                       | 13,026             | 9,966               | 12,133               | 12,133              |
| 54101     | Communications                          | 22,218             | 19,344              | 18,274               | 18,274              |
| 54201     | Postage & Freight                       | 573                | 750                 | 750                  | 750                 |
| 54301     | Utility Services                        | 0                  | 0                   | 0                    | 0                   |
| 54401     | Rentals & Leases                        | 2,015              | 0                   | 0                    | 0                   |
| 54501     | Insurance                               | 0                  | 0                   | 0                    | 0                   |
| 54601     | Repair & Maintenance Services           | 28,177             | 28,080              | 30,080               | 30,080              |
| 54701     | Printing & Binding                      | 1,817              | 600                 | 1,600                | 1,600               |
| 54801     | Promotional Activities                  | 0                  | 1,500               | 1,500                | 1,500               |
| 54901     | Other Current Charges & Obligations     | 108                | 0                   | 0                    | 0                   |
| 54931     | Host Ordinance Items                    | 0                  | 0                   | 0                    | 0                   |
| 55101     | Office Supplies                         | 3,713              | 2,500               | 3,500                | 3,500               |
| 55201     | Operating Supplies                      | 19,588             | 16,300              | 18,300               | 18,300              |
| 55204     | Fuel                                    | 25,548             | 29,811              | 27,312               | 27,312              |
| 55401     | Books, Pubs, & Subs                     | 695                | 0                   | 0                    | 0                   |
| 55501     | Training & Registrations                | 3,335              | 384                 | 400                  | 400                 |
| 55801     | Bad Debt                                | 0                  | 2,915               | 4,185                | 4,185               |
| 55901     | Depreciation                            | 0                  | 0                   | 0                    | 0                   |
|           | OPERATING COSTS                         | <u>145,190</u>     | <u>166,575</u>      | <u>152,459</u>       | <u>152,459</u>      |
| 56101     | Land                                    | 0                  | 0                   | 0                    | 0                   |
| 56201     | Buildings                               | 0                  | 0                   | 0                    | 0                   |
| 56301     | Improvements Other Than Buildings       | 0                  | 0                   | 0                    | 0                   |
| 56401     | Machinery & Equipment                   | 39,307             | 2,000               | 0                    | 0                   |
| 56501     | Construction in Progress                | 0                  | 0                   | 0                    | 0                   |
| 56601     | Books, Publications & Library Materials | 0                  | 0                   | 0                    | 0                   |
|           | CAPITAL OUTLAY                          | <u>39,307</u>      | <u>2,000</u>        | <u>0</u>             | <u>0</u>            |
| 57101     | Principal                               | 0                  | 0                   | 0                    | 0                   |
| 57201     | Interest                                | 0                  | 0                   | 0                    | 0                   |
| 57301     | Other Debt Service Costs                | 0                  | 0                   | 0                    | 0                   |
|           | DEBT SERVICE                            | <u>0</u>           | <u>0</u>            | <u>0</u>             | <u>0</u>            |
| 58101     | Aids to Governmental Agencies           | 0                  | 0                   | 0                    | 0                   |
| 58201     | Aids to Private Organizations           | 0                  | 0                   | 0                    | 0                   |
| 58301     | Other Grants and Aids                   | 0                  | 0                   | 0                    | 0                   |
|           | GRANTS AND AIDS                         | <u>0</u>           | <u>0</u>            | <u>0</u>             | <u>0</u>            |
| 59101     | Transfers                               | 0                  | 0                   | 0                    | 0                   |
| 59801     | Reserves                                | 0                  | 0                   | 0                    | 0                   |
|           | NON-OPERATING COSTS                     | <u>0</u>           | <u>0</u>            | <u>0</u>             | <u>0</u>            |
|           | TOTAL BUDGET                            | <u>\$ 778,444</u>  | <u>\$ 870,913</u>   | <u>\$ 825,931</u>    | <u>\$ 825,931</u>   |
| RESOURCES |   |                    |                     |                      |                     |
|           | General Fund Revenues                   | \$ 778,444         | \$ 870,913          | \$ 825,931           | \$ 825,931          |
|           | TOTAL REVENUES                          | <u>\$ 778,444</u>  | <u>\$ 870,913</u>   | <u>\$ 825,931</u>    | <u>\$ 825,931</u>   |

FUND: 101 - Escambia Restricted Fund  
 FUNCTION: Human Services  
 ACTIVITY: Health

DEPARTMENT: Animal Services  
 DIVISION: Animal Services  
 COST CENTER: 250204 - Kennel Sponsorships

| Account   | Title                                   | Actual<br>FY 18-19 | Adopted<br>FY 19-20 | Proposed<br>FY 20-21 | Adopted<br>FY 20-21 |
|-----------|---|--------------------|---------------------|----------------------|---------------------|
| 51101     | Executive Salaries                      | \$ 0               | \$ 0                | \$ 0                 | 0                   |
| 51201     | Regular Salaries & Wages                | 0                  | 0                   | 0                    | 0                   |
| 51301     | Other Salaries & Wages                  | 0                  | 0                   | 0                    | 0                   |
| 51401     | Overtime                                | 0                  | 0                   | 0                    | 0                   |
| 51501     | Special pay                             | 0                  | 0                   | 0                    | 0                   |
| 52101     | FICA Taxes                              | 0                  | 0                   | 0                    | 0                   |
| 52201     | Retirement Contributions                | 0                  | 0                   | 0                    | 0                   |
| 52301     | Life & Health Insurance                 | 0                  | 0                   | 0                    | 0                   |
| 52401     | Workers' Compensation                   | 0                  | 0                   | 0                    | 0                   |
| 52501     | Unemployment Compensation               | 0                  | 0                   | 0                    | 0                   |
|           | PERSONNEL COSTS                         | <u>0</u>           | <u>0</u>            | <u>0</u>             | <u>0</u>            |
| 53101     | Professional Services                   | 4,800              | 0                   | 0                    | 0                   |
| 53201     | Accounting & Auditing                   | 0                  | 0                   | 0                    | 0                   |
| 53301     | Court Reporter Services                 | 0                  | 0                   | 0                    | 0                   |
| 53401     | Other Contractual Services              | 0                  | 0                   | 0                    | 0                   |
| 53501     | Investigations                          | 0                  | 0                   | 0                    | 0                   |
| 53601     | Pension Benefits                        | 0                  | 0                   | 0                    | 0                   |
| 54001     | Travel & Per Diem                       | 0                  | 0                   | 0                    | 0                   |
| 54101     | Communications                          | 0                  | 0                   | 0                    | 0                   |
| 54201     | Postage & Freight                       | 0                  | 0                   | 0                    | 0                   |
| 54301     | Utility Services                        | 0                  | 0                   | 0                    | 0                   |
| 54401     | Rentals & Leases                        | 0                  | 0                   | 0                    | 0                   |
| 54501     | Insurance                               | 0                  | 0                   | 0                    | 0                   |
| 54601     | Repair & Maintenance Services           | 0                  | 0                   | 0                    | 0                   |
| 54701     | Printing & Binding                      | 0                  | 0                   | 0                    | 0                   |
| 54801     | Promotional Activities                  | 0                  | 0                   | 0                    | 0                   |
| 54901     | Other Current Charges & Obligations     | 0                  | 0                   | 0                    | 0                   |
| 54931     | Host Ordinance Items                    | 0                  | 0                   | 0                    | 0                   |
| 55101     | Office Supplies                         | 0                  | 0                   | 0                    | 0                   |
| 55201     | Operating Supplies                      | 9,808              | 22,800              | 14,250               | 14,250              |
| 55301     | Road Materials & Supplies               | 0                  | 0                   | 0                    | 0                   |
| 55401     | Books, Pubs & Subs                      | 0                  | 0                   | 0                    | 0                   |
| 55501     | Training & Registrations                | 0                  | 0                   | 0                    | 0                   |
| 55801     | Bad Debt                                | 0                  | 0                   | 0                    | 0                   |
| 55901     | Depreciation                            | 0                  | 0                   | 0                    | 0                   |
|           | OPERATING COSTS                         | <u>14,608</u>      | <u>22,800</u>       | <u>14,250</u>        | <u>14,250</u>       |
| 56101     | Land                                    | 0                  | 0                   | 0                    | 0                   |
| 56201     | Buildings                               | 33,023             | 0                   | 0                    | 0                   |
| 56301     | Improvements Other Than Buildings       | 0                  | 0                   | 0                    | 0                   |
| 56401     | Machinery & Equipment                   | 0                  | 0                   | 0                    | 0                   |
| 56501     | Construction in Progress                | 0                  | 0                   | 0                    | 0                   |
| 56601     | Books, Publications & Library Materials | 0                  | 0                   | 0                    | 0                   |
|           | CAPITAL OUTLAY                          | <u>33,023</u>      | <u>0</u>            | <u>0</u>             | <u>0</u>            |
| 57101     | Principal                               | 0                  | 0                   | 0                    | 0                   |
| 57201     | Interest                                | 0                  | 0                   | 0                    | 0                   |
| 57301     | Other Debt Service Costs                | 0                  | 0                   | 0                    | 0                   |
|           | DEBT SERVICE                            | <u>0</u>           | <u>0</u>            | <u>0</u>             | <u>0</u>            |
| 58101     | Aids to Governmental Agencies           | 0                  | 0                   | 0                    | 0                   |
| 58201     | Aids to Private Organizations           | 0                  | 0                   | 0                    | 0                   |
| 58301     | Other Grants and Aids                   | 0                  | 0                   | 0                    | 0                   |
|           | GRANTS AND AIDS                         | <u>0</u>           | <u>0</u>            | <u>0</u>             | <u>0</u>            |
| 59101     | Transfers                               | 0                  | 0                   | 0                    | 0                   |
| 59801     | Reserves                                | 0                  | 0                   | 0                    | 0                   |
|           | NON-OPERATING COSTS                     | <u>0</u>           | <u>0</u>            | <u>0</u>             | <u>0</u>            |
|           | TOTAL BUDGET                            | <u>\$ 47,631</u>   | <u>\$ 22,800</u>    | <u>\$ 14,250</u>     | <u>\$ 14,250</u>    |
| RESOURCES |   |                    |                     |                      |                     |
|           | Animal License Fees                     | \$ 47,631          | \$ 24,000           | \$ 15,000            | 15,000              |
|           | Less: 5% Anticipated Receipts           | 0                  | (1,200)             | (750)                | (750)               |
|           | TOTAL REVENUES                          | <u>\$ 47,631</u>   | <u>\$ 22,800</u>    | <u>\$ 14,250</u>     | <u>\$ 14,250</u>    |

FUND: 001 - General Fund  
 FUNCTION: Human Services  
 ACTIVITY: Health

DEPARTMENT: Animal Services  
 DIVISION: Animal Services  
 COST CENTER: 250205 - Low Income Spay Neuter

| Account   | Title                                   | Actual<br>FY 18-19 | Adopted<br>FY 19-20 | Proposed<br>FY 20-21 | Adopted<br>FY 20-21 |
|-----------|---|--------------------|---------------------|----------------------|---------------------|
| 51101     | Executive Salaries                      | \$ 0               | \$ 0                | \$ 0                 | 0                   |
| 51201     | Regular Salaries & Wages                | 0                  | 0                   | 0                    | 0                   |
| 51301     | Other Salaries & Wages                  | 0                  | 0                   | 0                    | 0                   |
| 51401     | Overtime                                | 0                  | 0                   | 0                    | 0                   |
| 51501     | Special pay                             | 0                  | 0                   | 0                    | 0                   |
| 52101     | FICA Taxes                              | 0                  | 0                   | 0                    | 0                   |
| 52201     | Retirement Contributions                | 0                  | 0                   | 0                    | 0                   |
| 52301     | Life & Health Insurance                 | 0                  | 0                   | 0                    | 0                   |
| 52401     | Workers' Compensation                   | 0                  | 0                   | 0                    | 0                   |
| 52501     | Unemployment Compensation               | 0                  | 0                   | 0                    | 0                   |
|           | PERSONNEL COSTS                         | 0                  | 0                   | 0                    | 0                   |
| 53101     | Professional Services                   | 0                  | 0                   | 0                    | 0                   |
| 53201     | Accounting & Auditing                   | 0                  | 0                   | 0                    | 0                   |
| 53301     | Court Reporter Services                 | 0                  | 0                   | 0                    | 0                   |
| 53401     | Other Contractual Services              | 0                  | 0                   | 0                    | 0                   |
| 53501     | Investigations                          | 0                  | 0                   | 0                    | 0                   |
| 53601     | Pension Benefits                        | 0                  | 0                   | 0                    | 0                   |
| 54001     | Travel & Per Diem                       | 0                  | 0                   | 0                    | 0                   |
| 54101     | Communications                          | 0                  | 0                   | 0                    | 0                   |
| 54201     | Postage & Freight                       | 0                  | 0                   | 0                    | 0                   |
| 54301     | Utility Services                        | 0                  | 0                   | 0                    | 0                   |
| 54401     | Rentals & Leases                        | 0                  | 0                   | 0                    | 0                   |
| 54501     | Insurance                               | 0                  | 0                   | 0                    | 0                   |
| 54601     | Repair & Maintenance Services           | 0                  | 0                   | 0                    | 0                   |
| 54701     | Printing & Binding                      | 0                  | 0                   | 0                    | 0                   |
| 54801     | Promotional Activities                  | 0                  | 0                   | 0                    | 0                   |
| 54901     | Other Current Charges & Obligations     | 0                  | 0                   | 0                    | 0                   |
| 54931     | Host Ordinance Items                    | 0                  | 0                   | 0                    | 0                   |
| 55101     | Office Supplies                         | 0                  | 0                   | 0                    | 0                   |
| 55201     | Operating Supplies                      | 0                  | 0                   | 0                    | 0                   |
| 55301     | Road Materials & Supplies               | 0                  | 0                   | 0                    | 0                   |
| 55401     | Books, Pubs & Subs                      | 0                  | 0                   | 0                    | 0                   |
| 55501     | Training & Registrations                | 0                  | 0                   | 0                    | 0                   |
| 55801     | Bad Debt                                | 0                  | 0                   | 0                    | 0                   |
| 55901     | Depreciation                            | 0                  | 0                   | 0                    | 0                   |
|           | OPERATING COSTS                         | 0                  | 0                   | 0                    | 0                   |
| 56101     | Land                                    | 0                  | 0                   | 0                    | 0                   |
| 56201     | Buildings                               | 0                  | 0                   | 0                    | 0                   |
| 56301     | Improvements Other Than Buildings       | 0                  | 0                   | 0                    | 0                   |
| 56401     | Machinery & Equipment                   | 0                  | 0                   | 0                    | 0                   |
| 56501     | Construction in Progress                | 0                  | 0                   | 0                    | 0                   |
| 56601     | Books, Publications & Library Materials | 0                  | 0                   | 0                    | 0                   |
|           | CAPITAL OUTLAY                          | 0                  | 0                   | 0                    | 0                   |
| 57101     | Principal                               | 0                  | 0                   | 0                    | 0                   |
| 57201     | Interest                                | 0                  | 0                   | 0                    | 0                   |
| 57301     | Other Debt Service Costs                | 0                  | 0                   | 0                    | 0                   |
|           | DEBT SERVICE                            | 0                  | 0                   | 0                    | 0                   |
| 58101     | Aids to Governmental Agencies           | 0                  | 0                   | 0                    | 0                   |
| 58201     | Aids to Private Organizations           | 40,000             | 40,000              | 40,000               | 40,000              |
| 58301     | Other Grants and Aids                   | 0                  | 0                   | 0                    | 0                   |
|           | GRANTS AND AIDS                         | 40,000             | 40,000              | 40,000               | 40,000              |
| 59101     | Transfers                               | 0                  | 0                   | 0                    | 0                   |
| 59801     | Reserves                                | 0                  | 0                   | 0                    | 0                   |
|           | NON-OPERATING COSTS                     | 0                  | 0                   | 0                    | 0                   |
|           | TOTAL BUDGET                            | \$ 40,000          | \$ 40,000           | \$ 40,000            | \$ 40,000           |
| RESOURCES |   |                    |                     |                      |                     |
|           | General Fund Revenues                   | \$ 40,000          | \$ 40,000           | \$ 40,000            | \$ 40,000           |
|           | TOTAL REVENUES                          | \$ 40,000          | \$ 40,000           | \$ 40,000            | \$ 40,000           |

# BUILDING SERVICES DEPARTMENT



**T**he Building Services Department provides a safeguard for the health, safety and welfare of Escambia County citizens, property owners, businesses and visitors by requiring the certification of individuals engaged in the business of contracting within the county, investigating contractor complaints, regulating contractor licenses and policing unpermitted or unlicensed building activities. The department also conducts plan reviews and inspection services to ensure the integrity of all new structures and major improvements to existing structures built in the unincorporated area of the county, while ensuring all residential and commercial construction is in compliance with state and local building codes.

## Objectives

- Review of construction plans prior to permit issuance to ensure structures are designed in accordance with applicable codes
- Conduct field inspections of permitted structures to ensure compliance with applicable building codes and Land Development Code
- Provide staff support to the Contractor Competency Board, Board of Electrical Examiners and Inspections Fund Advisory Board
- Review products, methods and materials for use in construction
- Investigate complaints of unpermitted work, unlicensed contracting and contractor complaints





# Accomplishments

- ▶ Implemented a three-tier inspector classification program to encourage multi-discipline licensing for all inspection personnel
- ▶ Began the implementation of electronic plans review to allow for the online submission of construction drawings
- ▶ Established a complete virtual customer service experience, allowing for the issuance of permits without requiring a visit to the Building Services office
- ▶ Launched citizen outreach program to educate on the use of licensed professionals
- ▶ **Production:**
  - 2,850 Commercial Permits
  - 18,850 Residential Permits
  - 39,500 Inspections
  - 3,780 Plan Reviews
  - 51 New Competency Licenses

## FUNDING PRIORITIES FY 2020 – 21

| Major Issues Funded | Amount             |
|---------------------|--------------------|
| Permitting          | <b>\$592,870</b>   |
| Inspections         | <b>\$1,352,000</b> |
| Plan Review         | <b>\$258,870</b>   |
| Licensing           | <b>\$67,180</b>    |
| Investigations      | <b>\$73,770</b>    |






## Performance Measures

|                                 | FY 2017 / 2018<br>Actual | FY 2018 / 2019<br>Actual | FY 2019 / 2020<br>(Oct - July) | FY 2020 / 2021<br>(Goal) |
|---------------------------------|--------------------------|--------------------------|--------------------------------|--------------------------|
| Number of inspections performed | 43,770                   | 46,043                   | 46,153                         | 49,266                   |
| Number of permits issued        | 22,060                   | 24,791                   | 25,848                         | 26,278                   |



## Benchmark Data

| Permit Review Time Frames | Single Family |                     | Commercial |                     |
|---------------------------|---------------|---------------------|------------|---------------------|
|                           | Total Days    | % Reviewed Same Day | Total Days | % Reviewed Same Day |
| 2017 - 2018 Actual        | 3             | 65%                 | 15 - 20    | 5%                  |
| 2018 - 2019 Actual        | 3             | 65%                 | 25 - 30    | 2%                  |
| 2019 - 2020 (Oct. - Mar.) | 3             | 65%                 | 15 - 20    | 2%                  |



## Advisory Boards

Inspection Fund Advisory Board (IFAB)

Escambia County Contractor Competency Board

Escambia County Board of Electrical Examiners



## Statutory Responsibilities

101 Life Safety Code – F.S. Chapter 633.025; Florida Mechanical Code; Florida Plumbing Code & F.S. Chapter 553.01 – 553.14; National Electrical Code & F.S. Chapter 553.15 – 553.23, Florida Gas Code, Florida Building Code & F. S. Chapter 553.75, Florida Energy Code – F.S. Chapter 553.900 – 553.975; Florida Americans With Disabilities Act – F.S. Chapter 553.45 – 553.495; Contractor Licensing; Swimming Pool Code, Florida/County Mobile Homes Installation; F. S. Administrative Rule, Chapter 15C-1.10, Floodplain Management; Florida Fire Code, F.S. Chapter 633.025; Florida Construction Lien Laws – F.S. Chapter 713.135; Funding of the Building Code Administrators and Inspectors Board, F.S. Chapter 468.631; Funding of the Florida Building Commission, F.S. Chapter 553.721; Mandatory Building Inspector Certification, F.S. Chapter 468.601 & 468.633; Carbon Monoxide Detection by Occupancy, F. S. Chapter 509.211



## Significant Changes for FY 2020 - 21

During FY 2020-21, the Building Services Department will begin the process of implementing a fully automated plans review system capable of receiving, reviewing and permitting projects solely on electronically provided construction drawings.



## Goals

During Fiscal Year 2020-21, the Building Inspections Department will continue to comply with Section 468.604, Florida Statutes, Responsibilities of Building Code Administrators, Plans Examiners, Inspectors, as well as all other applicable Florida Statutes, Codes, Rules, Regulations, Laws and Ordinances.



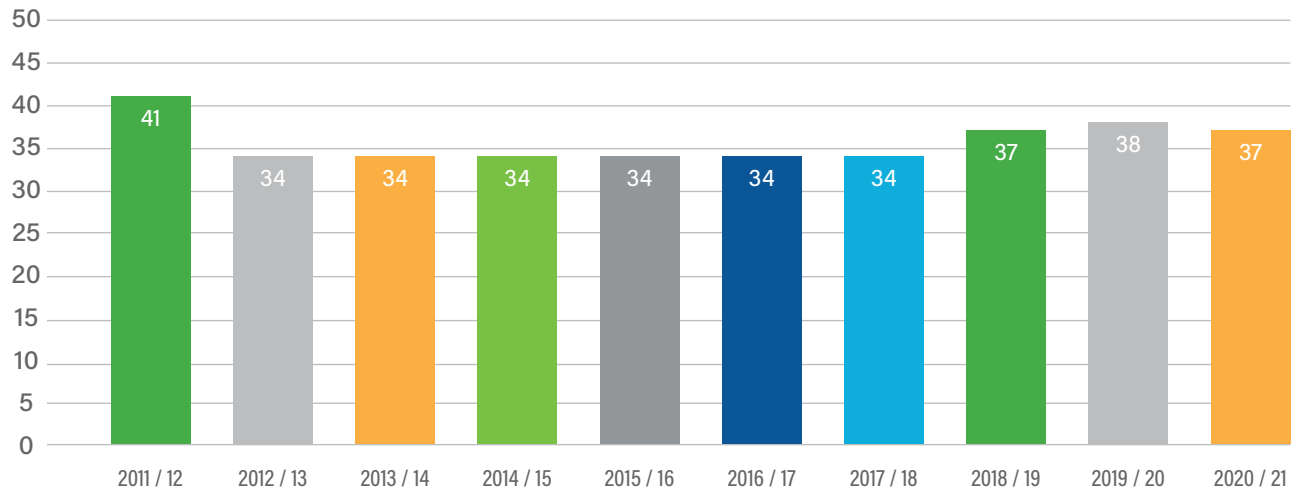
**STAFFING ALLOCATION**

| <b>Position Classification</b>   | <b>Pay Grade</b> | <b>2018-19 Authorized</b> | <b>2019-20 Authorized</b> | <b>2020-21 Adopted</b> |
|----------------------------------|------------------|---------------------------|---------------------------|------------------------|
| <b>Administration</b>            |                  |                           |                           |                        |
| Accountant                       | C42              | 1                         | 1                         | 1                      |
| Administrative Assistant         | B22              | 1                         | 1                         | 1                      |
| Building Codes Manager           | C43              | 1                         | 0                         | 0                      |
| Department Director II           | E82              | 1                         | 1                         | 1                      |
| Deputy Building Official         | D71              | 0                         | 1                         | 1                      |
| Director's Aide                  | B32              | 1                         | 1                         | 1                      |
| Floodplain Program Manager       | C43              | 1                         | 1                         | 1                      |
| Senior Office Support Assistant  | A12              | 1                         | 2                         | 2                      |
| <b>TOTAL</b>                     |                  | <b>7</b>                  | <b>8</b>                  | <b>8</b>               |
| <b>Permitting</b>                |                  |                           |                           |                        |
| Accounting Technician            | B21              | 1                         | 0                         | 0                      |
| Administrative Supervisor        | B31              | 1                         | 1                         | 1                      |
| Customer Service Technician      | A13              | 1                         | 1                         | 1                      |
| Records Clerk                    | A13              | 1                         | 1                         | 1                      |
| Senior Office Support Assistant  | A12              | 5                         | 6                         | 6                      |
| <b>TOTAL</b>                     |                  | <b>9</b>                  | <b>9</b>                  | <b>9</b>               |
| <b>Plumbing/Gas/Mechanical</b>   |                  |                           |                           |                        |
| BI Chief Construction Supervisor | B32              | 1                         | 0                         | 0                      |
| BI Construction Inspector        | B22              | 3                         | 0                         | 0                      |
| Inspector I                      | B32              | 0                         | 2                         | 2                      |
| Inspector II                     | C43              | 0                         | 2                         | 2                      |
| <b>TOTAL</b>                     |                  | <b>4</b>                  | <b>4</b>                  | <b>4</b>               |
| <b>Electrical</b>                |                  |                           |                           |                        |
| BI Chief Construction Supervisor | B32              | 1                         | 0                         | 0                      |
| BI Construction Inspector        | B22              | 3                         | 0                         | 0                      |
| Inspector I                      | B32              | 0                         | 2                         | 2                      |
| Inspector II                     | C43              | 0                         | 1                         | 1                      |
| <b>TOTAL</b>                     |                  | <b>4</b>                  | <b>3</b>                  | <b>3</b>               |
| <b>Building</b>                  |                  |                           |                           |                        |
| BI Chief Construction Supervisor | B32              | 1                         | 0                         | 0                      |
| BI Construction Inspector        | B22              | 3                         | 0                         | 0                      |
| Inspector I                      | B32              | 0                         | 2                         | 2                      |
| Inspector II                     | C43              | 0                         | 2                         | 2                      |
| <b>TOTAL</b>                     |                  | <b>4</b>                  | <b>4</b>                  | <b>4</b>               |

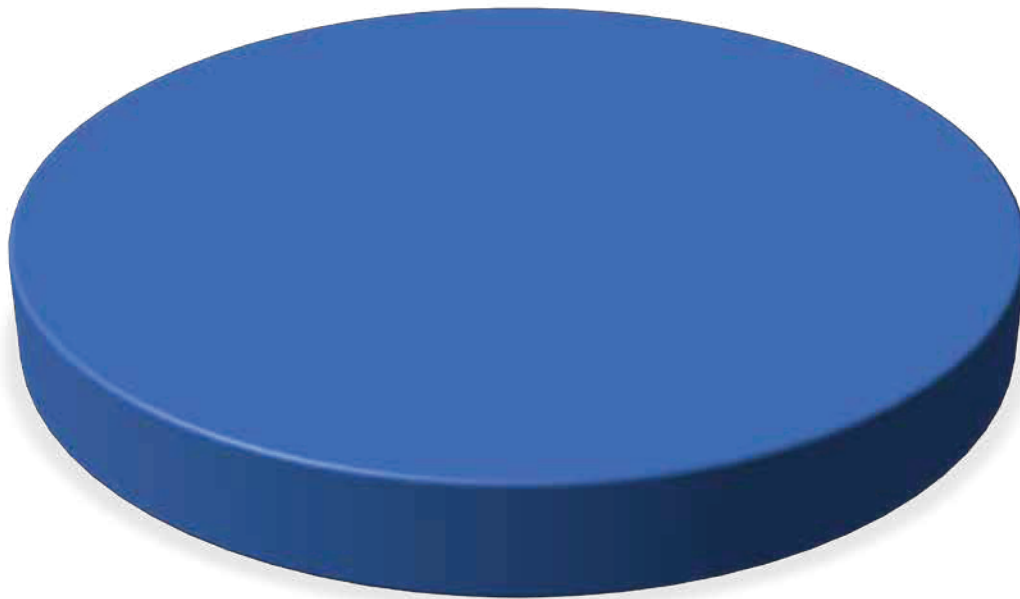
**STAFFING ALLOCATION**

| <b>Position Classification</b>        | <b>Pay Grade</b> | <b>2018-19 Authorized</b> | <b>2019-20 Authorized</b> | <b>2020-21 Adopted</b> |
|---------------------------------------|------------------|---------------------------|---------------------------|------------------------|
| <b>Combination Inspections</b>        |                  |                           |                           |                        |
| BI Combination Inspector              | B23              | 2                         | 0                         | 0                      |
| BI Combination Supervisor             | B32              | 1                         | 0                         | 0                      |
| Inspector III                         | C52              | 0                         | 4                         | 4                      |
| <b>TOTAL</b>                          |                  | <b>3</b>                  | <b>4</b>                  | <b>4</b>               |
| <b>Plans Review</b>                   |                  |                           |                           |                        |
| Building Plans Examiner               | C43              | 0                         | 1                         | 1                      |
| Plans Examiner                        | B31              | 1                         | 0                         | 0                      |
| Senior Office Support Assistant       | A12              | 1                         | 1                         | 1                      |
| Senior Plans Examiner                 | D62              | 0                         | 1                         | 1                      |
| <b>TOTAL</b>                          |                  | <b>2</b>                  | <b>3</b>                  | <b>3</b>               |
| <b>Licensing &amp; Investigations</b> |                  |                           |                           |                        |
| Building Code Enforcement Official    | B22              | 2                         | 1                         | 0                      |
| Sr Building Code Enforcement Official | B31              | 1                         | 1                         | 1                      |
| <b>TOTAL</b>                          |                  | <b>3</b>                  | <b>2</b>                  | <b>1</b>               |
| <b>Contractor Licensing</b>           |                  |                           |                           |                        |
| Senior Office Support Assistant       | A12              | 1                         | 1                         | 1                      |
| <b>TOTAL</b>                          |                  | <b>1</b>                  | <b>1</b>                  | <b>1</b>               |
| <b>DEPARTMENT TOTAL</b>               |                  | <b>37</b>                 | <b>38</b>                 | <b>37</b>              |

# Employees



## Revenue Funding: \$3.3M



Permits & Fees  
100%

FUND: 406 - Inspection Fund  
 FUNCTION: Public Safety  
 ACTIVITY: Protective Inspections

DEPARTMENT: Building Services  
 DIVISION: Inspections  
 COST CENTER: 250111 - Building Inspections Administration

| Account   | Title  | Actual<br>FY 18-19 | Adopted<br>FY 19-20 | Proposed<br>FY 20-21 | Adopted<br>FY 20-21 |
|-----------|--|--------------------|---------------------|----------------------|---------------------|
| 51101     | Executive Salaries                               | \$ 0               | \$ 0                | \$ 0                 | 0                   |
| 51201     | Regular Salaries & Wages                         | 298,658            | 420,827             | 428,768              | 428,768             |
| 51301     | Other Salaries & Wages                           | 0                  | 0                   | 0                    | 0                   |
| 51401     | Overtime   | 24,102             | 8,000               | 0                    | 0                   |
| 51501     | Special pay                                      | 4,800              | 4,800               | 4,800                | 4,800               |
| 52101     | FICA Taxes                                       | 26,044             | 33,172              | 33,169               | 33,169              |
| 52201     | Retirement Contributions                         | 42,764             | 55,129              | 62,135               | 62,135              |
| 52301     | Life & Health Insurance                          | 66,220             | 80,000              | 80,000               | 80,000              |
| 52401     | Workers' Compensation                            | 1,656              | 2,871               | 1,896                | 1,896               |
| 52501     | Unemployment Compensation                        | 0                  | 0                   | 0                    | 0                   |
|           | PERSONNEL COSTS                                  | <u>464,245</u>     | <u>604,799</u>      | <u>610,768</u>       | <u>610,768</u>      |
| 53101     | Professional Services                            | 0                  | 0                   | 0                    | 0                   |
| 53201     | Accounting & Auditing                            | 0                  | 0                   | 0                    | 0                   |
| 53301     | Court Reporter Services                          | 0                  | 0                   | 0                    | 0                   |
| 53401     | Other Contractual Services                       | 94,576             | 76,930              | 60,330               | 60,330              |
| 53501     | Investigations                                   | 0                  | 0                   | 0                    | 0                   |
| 53601     | Pension Benefits                                 | 0                  | 0                   | 0                    | 0                   |
| 54001     | Travel & Per Diem                                | 2,646              | 1,524               | 1,524                | 1,524               |
| 54101     | Communications                                   | 28,931             | 31,100              | 31,800               | 31,800              |
| 54201     | Postage & Freight                                | 1,584              | 2,000               | 2,000                | 2,000               |
| 54301     | Utility Services                                 | 0                  | 0                   | 0                    | 0                   |
| 54401     | Rentals & Leases                                 | 492                | 537                 | 600                  | 600                 |
| 54501     | Insurance  | 8,205              | 8,909               | 11,490               | 11,490              |
| 54601     | Repair & Maintenance Services                    | 57,695             | 60,500              | 66,120               | 66,120              |
| 54701     | Printing & Binding                               | 294                | 500                 | 500                  | 500                 |
| 54801     | Promotional Activities                           | 7,659              | 8,000               | 8,000                | 8,000               |
| 54901     | Other Current Charges & Obligations              | 6,170              | 9,833               | 10,000               | 10,000              |
| 54931     | Host Ordinance Items                             | 0                  | 0                   | 0                    | 0                   |
| 55101     | Office Supplies                                  | 3,964              | 7,000               | 11,900               | 11,900              |
| 55201     | Operating Supplies                               | 1,271              | 3,000               | 3,000                | 3,000               |
| 55204     | Fuel   | 824                | 800                 | 500                  | 500                 |
| 55401     | Books, Publications, Subscriptions & Memberships | 915                | 1,560               | 1,560                | 1,560               |
| 55501     | Training & Registrations                         | 1,107              | 2,000               | 2,000                | 2,000               |
| 55801     | Bad Debt   | 100                | 100                 | 100                  | 100                 |
| 55901     | Depreciation                                     | 36,231             | 1,094               | 36,231               | 36,231              |
|           | OPERATING COSTS                                  | <u>252,664</u>     | <u>215,387</u>      | <u>247,655</u>       | <u>247,655</u>      |
| 56101     | Land   | 0                  | 0                   | 0                    | 0                   |
| 56201     | Buildings  | 0                  | 0                   | 0                    | 0                   |
| 56301     | Improvements Other Than Buildings                | 0                  | 0                   | 0                    | 0                   |
| 56401     | Machinery & Equipment                            | 76,826             | 0                   | 0                    | 0                   |
| 56499     | Equip YR End Reclass                             | (76,826)           | 0                   | 0                    | 0                   |
| 56501     | Construction in Progress                         | 0                  | 0                   | 0                    | 0                   |
| 56601     | Books, Publications & Library Materials          | 0                  | 0                   | 0                    | 0                   |
|           | CAPITAL OUTLAY                                   | <u>0</u>           | <u>0</u>            | <u>0</u>             | <u>0</u>            |
| 57101     | Principal  | 0                  | 0                   | 0                    | 0                   |
| 57201     | Interest   | 0                  | 0                   | 0                    | 0                   |
| 57301     | Other Debt Service Costs                         | 0                  | 0                   | 0                    | 0                   |
|           | DEBT SERVICE                                     | <u>0</u>           | <u>0</u>            | <u>0</u>             | <u>0</u>            |
| 58101     | Aids to Governmental Agencies                    | 0                  | 0                   | 0                    | 0                   |
| 58201     | Aids to Private Organizations                    | 0                  | 0                   | 0                    | 0                   |
| 58301     | Other Grants and Aids                            | 0                  | 0                   | 0                    | 0                   |
|           | GRANTS AND AIDS                                  | <u>0</u>           | <u>0</u>            | <u>0</u>             | <u>0</u>            |
| 59101     | Transfers  | 0                  | 0                   | 0                    | 0                   |
| 59801     | Reserves   | 0                  | 47,574              | 65,060               | 65,060              |
|           | NON-OPERATING COSTS                              | <u>0</u>           | <u>47,574</u>       | <u>65,060</u>        | <u>65,060</u>       |
|           | TOTAL BUDGET                                     | <u>\$ 716,909</u>  | <u>\$ 867,760</u>   | <u>\$ 923,483</u>    | <u>\$ 923,483</u>   |
| RESOURCES |  |                    |                     |                      |                     |
|           | Inspection Revenues                              | \$ 588,180         | \$ 768,010          | \$ 809,483           | \$ 809,483          |
|           | \$5 Construction Tech Fees                       | 128,729            | 105,000             | 120,000              | 120,000             |
|           | Other Inspection Fund Revenues                   | 0                  | 0                   | 0                    | 0                   |
|           | Less: 5% Anticipated Receipts                    | 0                  | (5,250)             | (6,000)              | (6,000)             |
|           | TOTAL REVENUES                                   | <u>\$ 716,909</u>  | <u>\$ 867,760</u>   | <u>\$ 923,483</u>    | <u>\$ 923,483</u>   |

FUND: 406 - Inspection Fund  
 FUNCTION: General Government  
 ACTIVITY: Comprehensive Planning

DEPARTMENT: Building Services  
 DIVISION: Inspections  
 COST CENTER: 250101 - Permitting

| Account   | Title  | Actual<br>FY 18-19 | Adopted<br>FY 19-20 | Proposed<br>FY 20-21 | Adopted<br>FY 20-21 |
|-----------|--|--------------------|---------------------|----------------------|---------------------|
| 51101     | Executive Salaries                               | \$ 0               | \$ 0                | \$ 0                 | 0                   |
| 51201     | Regular Salaries & Wages                         | 269,785            | 279,947             | 310,903              | 310,903             |
| 51301     | Other Salaries & Wages                           | 0                  | 0                   | 0                    | 0                   |
| 51401     | Overtime   | 941                | 1,500               | 0                    | 0                   |
| 51501     | Special pay                                      | 0                  | 0                   | 0                    | 0                   |
| 52101     | FICA Taxes                                       | 20,685             | 21,531              | 23,786               | 23,786              |
| 52201     | Retirement Contributions                         | 15,395             | 26,661              | 34,466               | 34,466              |
| 52301     | Life & Health Insurance                          | 73,160             | 90,000              | 90,000               | 90,000              |
| 52401     | Workers' Compensation                            | 537                | 392                 | 474                  | 474                 |
| 52501     | Unemployment Compensation                        | 0                  | 0                   | 0                    | 0                   |
|           | PERSONNEL COSTS                                  | <u>380,503</u>     | <u>420,031</u>      | <u>459,629</u>       | <u>459,629</u>      |
| 53101     | Professional Services                            | 0                  | 0                   | 0                    | 0                   |
| 53201     | Accounting & Auditing                            | 0                  | 0                   | 0                    | 0                   |
| 53301     | Court Reporter Services                          | 0                  | 0                   | 0                    | 0                   |
| 53401     | Other Contractual Services                       | 0                  | 0                   | 0                    | 0                   |
| 53501     | Investigations                                   | 0                  | 0                   | 0                    | 0                   |
| 53601     | Pension Benefits                                 | 0                  | 0                   | 0                    | 0                   |
| 54001     | Travel & Per Diem                                | 0                  | 0                   | 0                    | 0                   |
| 54101     | Communications                                   | 514                | 1,200               | 1,236                | 1,236               |
| 54201     | Postage & Freight                                | 29                 | 100                 | 100                  | 100                 |
| 54301     | Utility Services                                 | 0                  | 0                   | 0                    | 0                   |
| 54401     | Rentals & Leases                                 | 0                  | 0                   | 0                    | 0                   |
| 54501     | Insurance  | 0                  | 0                   | 0                    | 0                   |
| 54601     | Repair & Maintenance Services                    | 1,535              | 500                 | 1,500                | 1,500               |
| 54701     | Printing & Binding                               | 78                 | 500                 | 500                  | 500                 |
| 54801     | Promotional Activities                           | 0                  | 0                   | 0                    | 0                   |
| 54901     | Other Current Charges & Obligations              | 84,087             | 99,550              | 110,450              | 110,450             |
| 54931     | Host Ordinance Items                             | 0                  | 0                   | 0                    | 0                   |
| 55101     | Office Supplies                                  | 1,905              | 5,000               | 10,600               | 10,600              |
| 55201     | Operating Supplies                               | 739                | 3,500               | 3,500                | 3,500               |
| 55301     | Road Materials & Supplies                        | 0                  | 0                   | 0                    | 0                   |
| 55401     | Books, Publications, Subscriptions & Memberships | 85                 | 600                 | 600                  | 600                 |
| 55501     | Training & Registrations                         | 0                  | 1,200               | 1,200                | 1,200               |
| 55801     | Bad Debt   | 0                  | 0                   | 0                    | 0                   |
| 55901     | Depreciation                                     | 104                | 3,556               | 3,553                | 3,553               |
|           | OPERATING COSTS                                  | <u>89,075</u>      | <u>115,706</u>      | <u>133,239</u>       | <u>133,239</u>      |
| 56101     | Land   | 0                  | 0                   | 0                    | 0                   |
| 56201     | Buildings  | 0                  | 0                   | 0                    | 0                   |
| 56301     | Improvements Other Than Buildings                | 0                  | 0                   | 0                    | 0                   |
| 56401     | Machinery & Equipment                            | 0                  | 0                   | 0                    | 0                   |
| 56501     | Construction in Progress                         | 0                  | 0                   | 0                    | 0                   |
| 56601     | Books, Publications & Library Materials          | 0                  | 0                   | 0                    | 0                   |
|           | CAPITAL OUTLAY                                   | <u>0</u>           | <u>0</u>            | <u>0</u>             | <u>0</u>            |
| 57101     | Principal  | 0                  | 0                   | 0                    | 0                   |
| 57201     | Interest   | 0                  | 0                   | 0                    | 0                   |
| 57301     | Other Debt Service Costs                         | 0                  | 0                   | 0                    | 0                   |
|           | DEBT SERVICE                                     | <u>0</u>           | <u>0</u>            | <u>0</u>             | <u>0</u>            |
| 58101     | Aids to Governmental Agencies                    | 0                  | 0                   | 0                    | 0                   |
| 58201     | Aids to Private Organizations                    | 0                  | 0                   | 0                    | 0                   |
| 58301     | Other Grants and Aids                            | 0                  | 0                   | 0                    | 0                   |
|           | GRANTS AND AIDS                                  | <u>0</u>           | <u>0</u>            | <u>0</u>             | <u>0</u>            |
| 59101     | Transfers  | 0                  | 0                   | 0                    | 0                   |
| 59801     | Reserves   | 0                  | 0                   | 0                    | 0                   |
|           | NON-OPERATING COSTS                              | <u>0</u>           | <u>0</u>            | <u>0</u>             | <u>0</u>            |
|           | TOTAL BUDGET                                     | <u>\$ 469,578</u>  | <u>\$ 535,737</u>   | <u>\$ 592,868</u>    | <u>\$ 592,868</u>   |
| RESOURCES |  |                    |                     |                      |                     |
|           | Permit Application Processing Fee                | \$ 693,323         | \$ 600,000          | \$ 650,000           | \$ 650,000          |
|           | Copies & Research                                | 12,797             | 5,000               | 8,000                | 8,000               |
|           | Interest Earnings                                | 128,845            | 20,000              | 40,000               | 40,000              |
|           | Miscellaneous Revenues                           | 63,248             | 53,000              | 60,000               | 60,000              |
|           | State Surcharge - Amount Retained                | 9,395              | 9,000               | 11,000               | 11,000              |
|           | Other Inspection Fund Revenues                   | (438,031)          | (116,913)           | (137,682)            | (137,682)           |
|           | Less: 5% Anticipated Receipts                    | 0                  | (34,350)            | (38,450)             | (38,450)            |
|           | TOTAL REVENUES                                   | <u>\$ 469,578</u>  | <u>\$ 535,737</u>   | <u>\$ 592,868</u>    | <u>\$ 592,868</u>   |



FUND: 406 - Inspection Fund  
 FUNCTION: Public Safety  
 ACTIVITY: Protective Inspections

DEPARTMENT: Building Services  
 DIVISION: Inspections  
 COST CENTER: 250107 - Plumbing/Gas/Mechanical Section

| Account   | Title  | Actual<br>FY 18-19 | Adopted<br>FY 19-20 | Proposed<br>FY 20-21 | Adopted<br>FY 20-21 |
|-----------|--|--------------------|---------------------|----------------------|---------------------|
| 51101     | Executive Salaries                               | \$ 0               | \$ 0                | \$ 0                 | 0                   |
| 51201     | Regular Salaries & Wages                         | 116,566            | 202,711             | 208,444              | 208,444             |
| 51301     | Other Salaries & Wages                           | 0                  | 0                   | 0                    | 0                   |
| 51401     | Overtime   | 9,500              | 9,000               | 0                    | 0                   |
| 51501     | Special pay                                      | 0                  | 0                   | 0                    | 0                   |
| 52101     | FICA Taxes                                       | 9,642              | 16,197              | 15,946               | 15,946              |
| 52201     | Retirement Contributions                         | 10,488             | 17,931              | 20,845               | 20,845              |
| 52301     | Life & Health Insurance                          | 32,287             | 40,000              | 30,000               | 30,000              |
| 52401     | Workers' Compensation                            | 3,579              | 3,978               | 4,896                | 4,896               |
| 52501     | Unemployment Compensation                        | 0                  | 0                   | 0                    | 0                   |
|           | PERSONNEL COSTS                                  | <u>182,061</u>     | <u>289,817</u>      | <u>280,131</u>       | <u>280,131</u>      |
| 53101     | Professional Services                            | 0                  | 0                   | 0                    | 0                   |
| 53201     | Accounting & Auditing                            | 0                  | 0                   | 0                    | 0                   |
| 53301     | Court Reporter Services                          | 0                  | 0                   | 0                    | 0                   |
| 53401     | Other Contractual Services                       | 0                  | 0                   | 0                    | 0                   |
| 53501     | Investigations                                   | 0                  | 0                   | 0                    | 0                   |
| 53601     | Pension Benefits                                 | 0                  | 0                   | 0                    | 0                   |
| 54001     | Travel & Per Diem                                | 0                  | 2,500               | 2,500                | 2,500               |
| 54101     | Communications                                   | 217                | 300                 | 300                  | 300                 |
| 54201     | Postage & Freight                                | 0                  | 0                   | 0                    | 0                   |
| 54301     | Utility Services                                 | 0                  | 0                   | 0                    | 0                   |
| 54401     | Rentals & Leases                                 | 0                  | 0                   | 0                    | 0                   |
| 54501     | Insurance  | 0                  | 0                   | 0                    | 0                   |
| 54601     | Repair & Maintenance Services                    | 0                  | 200                 | 200                  | 200                 |
| 54701     | Printing & Binding                               | 74                 | 300                 | 300                  | 300                 |
| 54801     | Promotional Activities                           | 0                  | 0                   | 0                    | 0                   |
| 54901     | Other Current Charges & Obligations              | 25,103             | 25,000              | 26,750               | 26,750              |
| 54931     | Host Ordinance Items                             | 0                  | 0                   | 0                    | 0                   |
| 55101     | Office Supplies                                  | 99                 | 300                 | 300                  | 300                 |
| 55201     | Operating Supplies                               | 120                | 480                 | 480                  | 480                 |
| 55204     | Fuel   | 2,202              | 3,000               | 3,000                | 3,000               |
| 55401     | Books, Publications, Subscriptions & Memberships | 589                | 980                 | 980                  | 980                 |
| 55501     | Training & Registrations                         | 0                  | 1,000               | 1,000                | 1,000               |
| 55801     | Bad Debt   | 0                  | 0                   | 0                    | 0                   |
| 55901     | Depreciation                                     | 37                 | 1,368               | 1,368                | 1,368               |
|           | OPERATING COSTS                                  | <u>28,440</u>      | <u>35,428</u>       | <u>37,178</u>        | <u>37,178</u>       |
| 56101     | Land   | 0                  | 0                   | 0                    | 0                   |
| 56201     | Buildings  | 0                  | 0                   | 0                    | 0                   |
| 56301     | Improvements Other Than Buildings                | 0                  | 0                   | 0                    | 0                   |
| 56401     | Machinery & Equipment                            | 0                  | 0                   | 0                    | 0                   |
| 56501     | Construction in Progress                         | 0                  | 0                   | 0                    | 0                   |
| 56601     | Books, Publications & Library Materials          | 0                  | 0                   | 0                    | 0                   |
|           | CAPITAL OUTLAY                                   | <u>0</u>           | <u>0</u>            | <u>0</u>             | <u>0</u>            |
| 57101     | Principal  | 0                  | 0                   | 0                    | 0                   |
| 57201     | Interest   | 0                  | 0                   | 0                    | 0                   |
| 57301     | Other Debt Service Costs                         | 0                  | 0                   | 0                    | 0                   |
|           | DEBT SERVICE                                     | <u>0</u>           | <u>0</u>            | <u>0</u>             | <u>0</u>            |
| 58101     | Aids to Governmental Agencies                    | 0                  | 0                   | 0                    | 0                   |
| 58201     | Aids to Private Organizations                    | 0                  | 0                   | 0                    | 0                   |
| 58301     | Other Grants and Aids                            | 0                  | 0                   | 0                    | 0                   |
|           | GRANTS AND AIDS                                  | <u>0</u>           | <u>0</u>            | <u>0</u>             | <u>0</u>            |
| 59101     | Transfers  | 0                  | 0                   | 0                    | 0                   |
| 59801     | Reserves   | 0                  | 0                   | 0                    | 0                   |
|           | NON-OPERATING COSTS                              | <u>0</u>           | <u>0</u>            | <u>0</u>             | <u>0</u>            |
|           | TOTAL BUDGET                                     | <u>\$ 210,501</u>  | <u>\$ 325,245</u>   | <u>\$ 317,309</u>    | <u>\$ 317,309</u>   |
| RESOURCES |  |                    |                     |                      |                     |
|           | Plumbing Inspection Fees                         | \$ 253,358         | \$ 286,805          | \$ 260,000           | \$ 260,000          |
|           | Mechanical Inspection Fees                       | 230,922            | 226,078             | 225,000              | 225,000             |
|           | Gas Inspection Fees                              | 50,971             | 57,383              | 50,000               | 50,000              |
|           | Other Inspection Fund Revenues                   | (324,750)          | (245,021)           | (217,691)            | (217,691)           |
|           | Less: 5% Anticipated Receipts                    | 0                  | (28,513)            | (26,750)             | (26,750)            |
|           | TOTAL REVENUES                                   | <u>\$ 210,501</u>  | <u>\$ 325,245</u>   | <u>\$ 317,309</u>    | <u>\$ 317,309</u>   |

FUND: 406 - Inspection Fund  
 FUNCTION: Public Safety  
 ACTIVITY: Protective Inspections

DEPARTMENT: Building Services  
 DIVISION: Inspections  
 COST CENTER: 250108 - Electrical Section

| Account   | Title  | Actual<br>FY 18-19 | Adopted<br>FY 19-20 | Proposed<br>FY 20-21 | Adopted<br>FY 20-21 |
|-----------|--|--------------------|---------------------|----------------------|---------------------|
| 51101     | Executive Salaries                               | \$ 0               | \$ 0                | \$ 0                 | 0                   |
| 51201     | Regular Salaries & Wages                         | 148,532            | 138,871             | 175,978              | 175,978             |
| 51301     | Other Salaries & Wages                           | 0                  | 0                   | 0                    | 0                   |
| 51401     | Overtime   | 771                | 3,000               | 0                    | 0                   |
| 51501     | Special pay                                      | 0                  | 0                   | 0                    | 0                   |
| 52101     | FICA Taxes                                       | 11,421             | 10,854              | 13,462               | 13,462              |
| 52201     | Retirement Contributions                         | 15,016             | 15,433              | 24,163               | 24,163              |
| 52301     | Life & Health Insurance                          | 37,671             | 30,000              | 30,000               | 30,000              |
| 52401     | Workers' Compensation                            | 3,439              | 2,665               | 4,133                | 4,133               |
| 52501     | Unemployment Compensation                        | 0                  | 0                   | 0                    | 0                   |
|           | PERSONNEL COSTS                                  | <u>216,851</u>     | <u>200,823</u>      | <u>247,736</u>       | <u>247,736</u>      |
| 53101     | Professional Services                            | 0                  | 0                   | 0                    | 0                   |
| 53201     | Accounting & Auditing                            | 0                  | 0                   | 0                    | 0                   |
| 53301     | Court Reporter Services                          | 0                  | 0                   | 0                    | 0                   |
| 53401     | Other Contractual Services                       | 0                  | 0                   | 0                    | 0                   |
| 53501     | Investigations                                   | 0                  | 0                   | 0                    | 0                   |
| 53601     | Pension Benefits                                 | 0                  | 0                   | 0                    | 0                   |
| 54001     | Travel & Per Diem                                | 0                  | 1,400               | 1,400                | 1,400               |
| 54101     | Communications                                   | 219                | 300                 | 300                  | 300                 |
| 54201     | Postage & Freight                                | 0                  | 100                 | 100                  | 100                 |
| 54301     | Utility Services                                 | 0                  | 0                   | 0                    | 0                   |
| 54401     | Rentals & Leases                                 | 0                  | 0                   | 0                    | 0                   |
| 54501     | Insurance  | 0                  | 0                   | 0                    | 0                   |
| 54601     | Repair & Maintenance Services                    | 0                  | 200                 | 200                  | 200                 |
| 54701     | Printing & Binding                               | 74                 | 300                 | 300                  | 300                 |
| 54801     | Promotional Activities                           | 0                  | 0                   | 0                    | 0                   |
| 54901     | Other Current Charges & Obligations              | 14,198             | 14,500              | 15,000               | 15,000              |
| 54931     | Host Ordinance Items                             | 0                  | 0                   | 0                    | 0                   |
| 55101     | Office Supplies                                  | 128                | 300                 | 300                  | 300                 |
| 55201     | Operating Supplies                               | 110                | 1,480               | 1,480                | 1,480               |
| 55204     | Fuel   | 11,124             | 13,000              | 13,000               | 13,000              |
| 55401     | Books, Publications, Subscriptions & Memberships | 494                | 1,385               | 1,385                | 1,385               |
| 55501     | Training & Registrations                         | 298                | 1,275               | 1,275                | 1,275               |
| 55801     | Bad Debt   | 0                  | 0                   | 0                    | 0                   |
| 55901     | Depreciation                                     | 37                 | 1,648               | 1,648                | 1,648               |
|           | OPERATING COSTS                                  | <u>26,682</u>      | <u>35,888</u>       | <u>36,388</u>        | <u>36,388</u>       |
| 56101     | Land   | 0                  | 0                   | 0                    | 0                   |
| 56201     | Buildings  | 0                  | 0                   | 0                    | 0                   |
| 56301     | Improvements Other Than Buildings                | 0                  | 0                   | 0                    | 0                   |
| 56401     | Machinery & Equipment                            | 0                  | 0                   | 0                    | 0                   |
| 56501     | Construction in Progress                         | 0                  | 0                   | 0                    | 0                   |
| 56601     | Books, Publications & Library Materials          | 0                  | 0                   | 0                    | 0                   |
|           | CAPITAL OUTLAY                                   | <u>0</u>           | <u>0</u>            | <u>0</u>             | <u>0</u>            |
| 57101     | Principal  | 0                  | 0                   | 0                    | 0                   |
| 57201     | Interest   | 0                  | 0                   | 0                    | 0                   |
| 57301     | Other Debt Service Costs                         | 0                  | 0                   | 0                    | 0                   |
|           | DEBT SERVICE                                     | <u>0</u>           | <u>0</u>            | <u>0</u>             | <u>0</u>            |
| 58101     | Aids to Governmental Agencies                    | 0                  | 0                   | 0                    | 0                   |
| 58201     | Aids to Private Organizations                    | 0                  | 0                   | 0                    | 0                   |
| 58301     | Other Grants and Aids                            | 0                  | 0                   | 0                    | 0                   |
|           | GRANTS AND AIDS                                  | <u>0</u>           | <u>0</u>            | <u>0</u>             | <u>0</u>            |
| 59101     | Transfers  | 0                  | 0                   | 0                    | 0                   |
| 59801     | Reserves   | 0                  | 0                   | 0                    | 0                   |
|           | NON-OPERATING COSTS                              | <u>0</u>           | <u>0</u>            | <u>0</u>             | <u>0</u>            |
|           | TOTAL BUDGET                                     | <u>\$ 243,533</u>  | <u>\$ 236,711</u>   | <u>\$ 284,124</u>    | <u>\$ 284,124</u>   |
| RESOURCES |  |                    |                     |                      |                     |
|           | Electrical Inspection Revenue                    | \$ 289,914         | \$ 334,132          | \$ 300,000           | \$ 300,000          |
|           | Other Inspection Fund Revenue                    | (46,381)           | (80,714)            | (876)                | (876)               |
|           | Less: 5% Anticipated Receipts                    | 0                  | (16,707)            | (15,000)             | (15,000)            |
|           | TOTAL REVENUES                                   | <u>\$ 243,533</u>  | <u>\$ 236,711</u>   | <u>\$ 284,124</u>    | <u>\$ 284,124</u>   |

FUND: 406 - Inspection Fund  
 FUNCTION: Public Safety  
 ACTIVITY: Protective Inspections

DEPARTMENT: Building Services  
 DIVISION: Inspections  
 COST CENTER: 250109 - Building Section

| Account   | Title  | Actual<br>FY 18-19 | Adopted<br>FY 19-20 | Proposed<br>FY 20-21 | Adopted<br>FY 20-21 |
|-----------|--|--------------------|---------------------|----------------------|---------------------|
| 51101     | Executive Salaries                               | \$ 0               | \$ 0                | \$ 0                 | 0                   |
| 51201     | Regular Salaries & Wages                         | 122,487            | 184,932             | 222,310              | 222,310             |
| 51301     | Other Salaries & Wages                           | 0                  | 0                   | 0                    | 0                   |
| 51401     | Overtime   | 22,003             | 10,000              | 0                    | 0                   |
| 51501     | Special pay                                      | 0                  | 2,400               | 0                    | 0                   |
| 52101     | FICA Taxes                                       | 9,850              | 15,096              | 17,007               | 17,007              |
| 52201     | Retirement Contributions                         | 211,401            | 16,713              | 22,231               | 22,231              |
| 52301     | Life & Health Insurance                          | 29,983             | 40,000              | 50,000               | 50,000              |
| 52401     | Workers' Compensation                            | 3,489              | 3,707               | 5,222                | 5,222               |
| 52501     | Unemployment Compensation                        | 3,322              | 0                   | 0                    | 0                   |
| 52601     | OPEB-Other Post Emp Benefits                     | 0                  | 0                   | 0                    | 0                   |
|           | PERSONNEL COSTS                                  | <u>402,535</u>     | <u>272,848</u>      | <u>316,770</u>       | <u>316,770</u>      |
| 53101     | Professional Services                            | 0                  | 0                   | 0                    | 0                   |
| 53201     | Accounting & Auditing                            | 0                  | 0                   | 0                    | 0                   |
| 53301     | Court Reporter Services                          | 0                  | 0                   | 0                    | 0                   |
| 53401     | Other Contractual Services                       | 0                  | 0                   | 45,000               | 45,000              |
| 53501     | Investigations                                   | 0                  | 0                   | 0                    | 0                   |
| 53601     | Pension Benefits                                 | 0                  | 0                   | 0                    | 0                   |
| 54001     | Travel & Per Diem                                | 306                | 0                   | 600                  | 600                 |
| 54101     | Communications                                   | 14                 | 0                   | 100                  | 100                 |
| 54201     | Postage & Freight                                | 0                  | 100                 | 100                  | 100                 |
| 54301     | Utility Services                                 | 0                  | 0                   | 0                    | 0                   |
| 54401     | Rentals & Leases                                 | 0                  | 0                   | 0                    | 0                   |
| 54501     | Insurance  | 0                  | 0                   | 387                  | 387                 |
| 54601     | Repair & Maintenance Services                    | 0                  | 200                 | 200                  | 200                 |
| 54701     | Printing & Binding                               | 134                | 300                 | 300                  | 300                 |
| 54801     | Promotional Activities                           | 0                  | 0                   | 0                    | 0                   |
| 54901     | Other Current Charges & Obligations              | 36,337             | 38,650              | 43,750               | 43,750              |
| 54931     | Host Ordinance Items                             | 0                  | 0                   | 0                    | 0                   |
| 55101     | Office Supplies                                  | 98                 | 300                 | 300                  | 300                 |
| 55201     | Operating Supplies                               | 462                | 1,000               | 2,500                | 2,500               |
| 55204     | Fuel   | 3,563              | 5,000               | 5,000                | 5,000               |
| 55401     | Books, Publications, Subscriptions & Memberships | 869                | 1,850               | 2,000                | 2,000               |
| 55501     | Training & Registrations                         | 1,473              | 3,000               | 3,000                | 3,000               |
| 55801     | Bad Debt   | 0                  | 0                   | 0                    | 0                   |
| 55901     | Depreciation                                     | 176                | 1,641               | 1,641                | 1,641               |
|           | OPERATING COSTS                                  | <u>43,432</u>      | <u>52,041</u>       | <u>104,878</u>       | <u>104,878</u>      |
| 56101     | Land   | 0                  | 0                   | 0                    | 0                   |
| 56201     | Buildings  | 0                  | 0                   | 0                    | 0                   |
| 56301     | Improvements Other Than Buildings                | 0                  | 0                   | 0                    | 0                   |
| 56401     | Machinery & Equipment                            | 0                  | 0                   | 0                    | 0                   |
| 56501     | Construction in Progress                         | 0                  | 0                   | 0                    | 0                   |
| 56601     | Books, Publications & Library Materials          | 0                  | 0                   | 0                    | 0                   |
|           | CAPITAL OUTLAY                                   | <u>0</u>           | <u>0</u>            | <u>0</u>             | <u>0</u>            |
| 57101     | Principal  | 0                  | 0                   | 0                    | 0                   |
| 57201     | Interest   | 0                  | 0                   | 0                    | 0                   |
| 57301     | Other Debt Service Costs                         | 0                  | 0                   | 0                    | 0                   |
|           | DEBT SERVICE                                     | <u>0</u>           | <u>0</u>            | <u>0</u>             | <u>0</u>            |
| 58101     | Aids to Governmental Agencies                    | 0                  | 0                   | 0                    | 0                   |
| 58201     | Aids to Private Organizations                    | 0                  | 0                   | 0                    | 0                   |
| 58301     | Other Grants and Aids                            | 0                  | 0                   | 0                    | 0                   |
|           | GRANTS AND AIDS                                  | <u>0</u>           | <u>0</u>            | <u>0</u>             | <u>0</u>            |
| 59101     | Transfers  | 0                  | 0                   | 0                    | 0                   |
| 59801     | Reserves   | 0                  | 0                   | 0                    | 0                   |
|           | NON-OPERATING COSTS                              | <u>0</u>           | <u>0</u>            | <u>0</u>             | <u>0</u>            |
|           | TOTAL BUDGET                                     | <u>\$ 445,968</u>  | <u>\$ 324,889</u>   | <u>\$ 421,648</u>    | <u>\$ 421,648</u>   |
| RESOURCES |  |                    |                     |                      |                     |
|           | Building Inspection Fees                         | \$ 844,173         | \$ 881,712          | \$ 845,000           | \$ 845,000          |
|           | Sign Inspection Fees                             | 17,156             | 10,000              | 15,000               | 15,000              |
|           | Setback Inspection Fees                          | 18,333             | 13,000              | 15,000               | 15,000              |
|           | Other Inspection Fund Revenues                   | (433,695)          | (534,587)           | (409,602)            | (409,602)           |
|           | Less: 5% Anticipated Receipts                    | 0                  | (45,236)            | (43,750)             | (43,750)            |
|           | TOTAL REVENUES                                   | <u>\$ 445,968</u>  | <u>\$ 324,889</u>   | <u>\$ 421,648</u>    | <u>\$ 421,648</u>   |

FUND: 406 - Inspection Fund  
 FUNCTION: Public Safety  
 ACTIVITY: Protective Inspections

DEPARTMENT: Building Services  
 DIVISION: Inspections  
 COST CENTER: 250115 - Plans Review

| Account   | Title  | Actual<br>FY 18-19 | Adopted<br>FY 19-20 | Proposed<br>FY 20-21 | Adopted<br>FY 20-21 |
|-----------|--|--------------------|---------------------|----------------------|---------------------|
| 51101     | Executive Salaries                               | \$ 0               | \$ 0                | \$ 0                 | 0                   |
| 51201     | Regular Salaries & Wages                         | 80,470             | 149,381             | 166,195              | 166,195             |
| 51301     | Other Salaries & Wages                           | 0                  | 0                   | 0                    | 0                   |
| 51401     | Overtime   | 0                  | 0                   | 0                    | 0                   |
| 51501     | Special pay                                      | 0                  | 4,800               | 4,800                | 4,800               |
| 52101     | FICA Taxes                                       | 6,408              | 11,795              | 13,082               | 13,082              |
| 52201     | Retirement Contributions                         | 8,594              | 15,191              | 20,834               | 20,834              |
| 52301     | Life & Health Insurance                          | 9,614              | 30,000              | 30,000               | 30,000              |
| 52401     | Workers' Compensation                            | 152                | 1,364               | 262                  | 262                 |
| 52501     | Unemployment Compensation                        | 0                  | 0                   | 0                    | 0                   |
|           | PERSONNEL COSTS                                  | <u>105,239</u>     | <u>212,531</u>      | <u>235,173</u>       | <u>235,173</u>      |
| 53101     | Professional Services                            | 0                  | 0                   | 0                    | 0                   |
| 53201     | Accounting & Auditing                            | 0                  | 0                   | 0                    | 0                   |
| 53301     | Court Reporter Services                          | 0                  | 0                   | 0                    | 0                   |
| 53401     | Other Contractual Services                       | 0                  | 0                   | 0                    | 0                   |
| 53501     | Investigations                                   | 0                  | 0                   | 0                    | 0                   |
| 53601     | Pension Benefits                                 | 0                  | 0                   | 0                    | 0                   |
| 54001     | Travel & Per Diem                                | 0                  | 500                 | 500                  | 500                 |
| 54101     | Communications                                   | 218                | 300                 | 300                  | 300                 |
| 54201     | Postage & Freight                                | 0                  | 0                   | 0                    | 0                   |
| 54301     | Utility Services                                 | 0                  | 0                   | 0                    | 0                   |
| 54401     | Rentals & Leases                                 | 0                  | 0                   | 0                    | 0                   |
| 54501     | Insurance  | 0                  | 0                   | 0                    | 0                   |
| 54601     | Repair & Maintenance Services                    | 0                  | 200                 | 200                  | 200                 |
| 54701     | Printing & Binding                               | 31                 | 100                 | 100                  | 100                 |
| 54801     | Promotional Activities                           | 0                  | 0                   | 0                    | 0                   |
| 54901     | Other Current Charges & Obligations              | 14,657             | 15,000              | 15,500               | 15,500              |
| 54931     | Host Ordinance Items                             | 0                  | 0                   | 0                    | 0                   |
| 55101     | Office Supplies                                  | 423                | 1,000               | 1,000                | 1,000               |
| 55201     | Operating Supplies                               | 1,429              | 3,000               | 3,000                | 3,000               |
| 55301     | Road Materials & Supplies                        | 0                  | 0                   | 0                    | 0                   |
| 55401     | Books, Publications, Subscriptions & Memberships | 110                | 500                 | 500                  | 500                 |
| 55501     | Training & Registrations                         | 298                | 1,500               | 1,500                | 1,500               |
| 55801     | Bad Debt   | 0                  | 0                   | 0                    | 0                   |
| 55901     | Depreciation                                     | 864                | 1,094               | 1,094                | 1,094               |
|           | OPERATING COSTS                                  | <u>18,030</u>      | <u>23,194</u>       | <u>23,694</u>        | <u>23,694</u>       |
| 56101     | Land   | 0                  | 0                   | 0                    | 0                   |
| 56201     | Buildings  | 0                  | 0                   | 0                    | 0                   |
| 56301     | Improvements Other Than Buildings                | 0                  | 0                   | 0                    | 0                   |
| 56401     | Machinery & Equipment                            | 0                  | 0                   | 0                    | 0                   |
| 56501     | Construction in Progress                         | 0                  | 0                   | 0                    | 0                   |
| 56601     | Books, Publications & Library Materials          | 0                  | 0                   | 0                    | 0                   |
|           | CAPITAL OUTLAY                                   | <u>0</u>           | <u>0</u>            | <u>0</u>             | <u>0</u>            |
| 57101     | Principal  | 0                  | 0                   | 0                    | 0                   |
| 57201     | Interest   | 0                  | 0                   | 0                    | 0                   |
| 57301     | Other Debt Service Costs                         | 0                  | 0                   | 0                    | 0                   |
|           | DEBT SERVICE                                     | <u>0</u>           | <u>0</u>            | <u>0</u>             | <u>0</u>            |
| 58101     | Aids to Governmental Agencies                    | 0                  | 0                   | 0                    | 0                   |
| 58201     | Aids to Private Organizations                    | 0                  | 0                   | 0                    | 0                   |
| 58301     | Other Grants and Aids                            | 0                  | 0                   | 0                    | 0                   |
|           | GRANTS AND AIDS                                  | <u>0</u>           | <u>0</u>            | <u>0</u>             | <u>0</u>            |
| 59101     | Transfers  | 0                  | 0                   | 0                    | 0                   |
| 59801     | Reserves   | 0                  | 0                   | 0                    | 0                   |
|           | NON-OPERATING COSTS                              | <u>0</u>           | <u>0</u>            | <u>0</u>             | <u>0</u>            |
|           | TOTAL BUDGET                                     | <u>\$ 123,269</u>  | <u>\$ 235,725</u>   | <u>\$ 258,867</u>    | <u>\$ 258,867</u>   |
| RESOURCES |  |                    |                     |                      |                     |
|           | Plan Review Fees                                 | \$ 314,011         | \$ 300,000          | \$ 310,000           | \$ 310,000          |
|           | Other Inspection Fund Revenues                   | (190,743)          | (49,275)            | (35,633)             | (35,633)            |
|           | Less: 5% Anticipated Receipts                    | 0                  | (15,000)            | (15,500)             | (15,500)            |
|           | TOTAL REVENUES                                   | <u>\$ 123,269</u>  | <u>\$ 235,725</u>   | <u>\$ 258,867</u>    | <u>\$ 258,867</u>   |

FUND: 406 - Inspection Fund  
 FUNCTION: Public Safety  
 ACTIVITY: Protective Inspections

DEPARTMENT: Building Services  
 DIVISION: Inspections  
 COST CENTER: 250118 - Licensing & Investigations Section

| Account   | Title  | Actual<br>FY 18-19 | Adopted<br>FY 19-20 | Proposed<br>FY 20-21 | Adopted<br>FY 20-21 |
|-----------|--|--------------------|---------------------|----------------------|---------------------|
| 51101     | Executive Salaries                               | \$ 0               | \$ 0                | \$ 0                 | 0                   |
| 51201     | Regular Salaries & Wages                         | 111,046            | 87,344              | 46,866               | 46,866              |
| 51301     | Other Salaries & Wages                           | 0                  | 0                   | 0                    | 0                   |
| 51401     | Overtime   | 0                  | 0                   | 0                    | 0                   |
| 51501     | Special pay                                      | 0                  | 0                   | 0                    | 0                   |
| 52101     | FICA Taxes                                       | 8,380              | 6,682               | 3,585                | 3,585               |
| 52201     | Retirement Contributions                         | 8,800              | 7,398               | 4,687                | 4,687               |
| 52301     | Life & Health Insurance                          | 11,509             | 20,000              | 10,000               | 10,000              |
| 52401     | Workers' Compensation                            | 2,460              | 1,641               | 1,101                | 1,101               |
| 52501     | Unemployment Compensation                        | 0                  | 0                   | 0                    | 0                   |
|           | PERSONNEL COSTS                                  | <u>142,195</u>     | <u>123,065</u>      | <u>66,239</u>        | <u>66,239</u>       |
| 53101     | Professional Services                            | 0                  | 0                   | 0                    | 0                   |
| 53201     | Accounting & Auditing                            | 0                  | 0                   | 0                    | 0                   |
| 53301     | Court Reporter Services                          | 1,549              | 0                   | 0                    | 0                   |
| 53401     | Other Contractual Services                       | 0                  | 0                   | 0                    | 0                   |
| 53501     | Investigations                                   | 0                  | 0                   | 0                    | 0                   |
| 53601     | Pension Benefits                                 | 0                  | 0                   | 0                    | 0                   |
| 54001     | Travel & Per Diem                                | 552                | 600                 | 600                  | 600                 |
| 54101     | Communications                                   | 219                | 300                 | 300                  | 300                 |
| 54201     | Postage & Freight                                | 0                  | 100                 | 100                  | 100                 |
| 54301     | Utility Services                                 | 0                  | 0                   | 0                    | 0                   |
| 54401     | Rentals & Leases                                 | 0                  | 0                   | 0                    | 0                   |
| 54501     | Insurance  | 0                  | 0                   | 396                  | 396                 |
| 54601     | Repair & Maintenance Services                    | 88                 | 300                 | 300                  | 300                 |
| 54701     | Printing & Binding                               | 52                 | 200                 | 200                  | 200                 |
| 54801     | Promotional Activities                           | 0                  | 0                   | 0                    | 0                   |
| 54901     | Other Current Charges & Obligations              | 1,368              | 550                 | 250                  | 250                 |
| 54931     | Host Ordinance Items                             | 0                  | 0                   | 0                    | 0                   |
| 55101     | Office Supplies                                  | 565                | 500                 | 600                  | 600                 |
| 55201     | Operating Supplies                               | 296                | 660                 | 540                  | 540                 |
| 55204     | Fuel   | 803                | 3,000               | 2,000                | 2,000               |
| 55401     | Books, Publications, Subscriptions & Memberships | 0                  | 0                   | 0                    | 0                   |
| 55501     | Training & Registrations                         | 545                | 600                 | 600                  | 600                 |
| 55801     | Bad Debt   | 0                  | 0                   | 0                    | 0                   |
| 55901     | Depreciation                                     | 50                 | 1,643               | 1,643                | 1,643               |
|           | OPERATING COSTS                                  | <u>6,087</u>       | <u>8,453</u>        | <u>7,529</u>         | <u>7,529</u>        |
| 56101     | Land   | 0                  | 0                   | 0                    | 0                   |
| 56201     | Buildings  | 0                  | 0                   | 0                    | 0                   |
| 56301     | Improvements Other Than Buildings                | 0                  | 0                   | 0                    | 0                   |
| 56401     | Machinery & Equipment                            | 0                  | 0                   | 0                    | 0                   |
| 56501     | Construction in Progress                         | 0                  | 0                   | 0                    | 0                   |
| 56601     | Books, Publications & Library Materials          | 0                  | 0                   | 0                    | 0                   |
|           | CAPITAL OUTLAY                                   | <u>0</u>           | <u>0</u>            | <u>0</u>             | <u>0</u>            |
| 57101     | Principal  | 0                  | 0                   | 0                    | 0                   |
| 57201     | Interest   | 0                  | 0                   | 0                    | 0                   |
| 57301     | Other Debt Service Costs                         | 0                  | 0                   | 0                    | 0                   |
|           | DEBT SERVICE                                     | <u>0</u>           | <u>0</u>            | <u>0</u>             | <u>0</u>            |
| 58101     | Aids to Governmental Agencies                    | 0                  | 0                   | 0                    | 0                   |
| 58201     | Aids to Private Organizations                    | 0                  | 0                   | 0                    | 0                   |
| 58301     | Other Grants and Aids                            | 0                  | 0                   | 0                    | 0                   |
|           | GRANTS AND AIDS                                  | <u>0</u>           | <u>0</u>            | <u>0</u>             | <u>0</u>            |
| 59101     | Transfers  | 0                  | 0                   | 0                    | 0                   |
| 59801     | Reserves   | 0                  | 0                   | 0                    | 0                   |
|           | NON-OPERATING COSTS                              | <u>0</u>           | <u>0</u>            | <u>0</u>             | <u>0</u>            |
|           | TOTAL BUDGET                                     | <u>\$ 148,282</u>  | <u>\$ 131,518</u>   | <u>\$ 73,768</u>     | <u>\$ 73,768</u>    |
| RESOURCES |  |                    |                     |                      |                     |
|           | Fines - Competency Board                         | 10,315             | 5,000               | 5,000                | 5,000               |
|           | Unlic/Unperm Contractor Fines                    | 0                  | 4,000               | 0                    | 0                   |
|           | Other Inspection Fund Revenues                   | 137,967            | 122,518             | 68,768               | 68,768              |
|           | Less: 5% Anticipated Receipts                    | 0                  | (450)               | (250)                | (250)               |
|           | TOTAL REVENUES                                   | <u>\$ 148,282</u>  | <u>\$ 131,518</u>   | <u>\$ 73,768</u>     | <u>\$ 73,768</u>    |

FUND: 406 - Inspection Fund  
 FUNCTION: Public Safety  
 ACTIVITY: Protective Inspections

DEPARTMENT: Building Services  
 DIVISION: Inspections  
 COST CENTER: 250119 - Combination Inspections

| Account   | Title  | Actual<br>FY 18-19 | Adopted<br>FY 19-20 | Proposed<br>FY 20-21 | Adopted<br>FY 20-21 |
|-----------|--|--------------------|---------------------|----------------------|---------------------|
| 51101     | Executive Salaries                               | \$ 0               | \$ 0                | \$ 0                 | 0                   |
| 51201     | Regular Salaries & Wages                         | 138,006            | 240,935             | 234,499              | 234,499             |
| 51301     | Other Salaries & Wages                           | 0                  | 0                   | 0                    | 0                   |
| 51401     | Overtime   | 942                | 4,000               | 0                    | 0                   |
| 51501     | Special pay                                      | 0                  | 0                   | 0                    | 0                   |
| 52101     | FICA Taxes                                       | 11,176             | 18,738              | 17,940               | 17,940              |
| 52201     | Retirement Contributions                         | 15,758             | 20,747              | 23,450               | 23,450              |
| 52301     | Life & Health Insurance                          | 29,941             | 40,000              | 40,000               | 40,000              |
| 52401     | Workers' Compensation                            | 4,120              | 4,601               | 3,024                | 3,024               |
| 52501     | Unemployment Compensation                        | 0                  | 0                   | 0                    | 0                   |
|           | PERSONNEL COSTS                                  | <u>199,942</u>     | <u>329,021</u>      | <u>318,913</u>       | <u>318,913</u>      |
| 53101     | Professional Services                            | 0                  | 0                   | 0                    | 0                   |
| 53201     | Accounting & Auditing                            | 0                  | 0                   | 0                    | 0                   |
| 53301     | Court Reporter Services                          | 0                  | 0                   | 0                    | 0                   |
| 53401     | Other Contractual Services                       | 0                  | 0                   | 0                    | 0                   |
| 53501     | Investigations                                   | 0                  | 0                   | 0                    | 0                   |
| 53601     | Pension Benefits                                 | 0                  | 0                   | 0                    | 0                   |
| 54001     | Travel & Per Diem                                | 0                  | 100                 | 100                  | 100                 |
| 54101     | Communications                                   | 0                  | 300                 | 300                  | 300                 |
| 54201     | Postage & Freight                                | 0                  | 0                   | 0                    | 0                   |
| 54301     | Utility Services                                 | 0                  | 0                   | 0                    | 0                   |
| 54401     | Rentals & Leases                                 | 0                  | 0                   | 0                    | 0                   |
| 54501     | Insurance  | 0                  | 0                   | 0                    | 0                   |
| 54601     | Repair & Maintenance Services                    | 0                  | 200                 | 200                  | 200                 |
| 54701     | Printing & Binding                               | 97                 | 100                 | 100                  | 100                 |
| 54801     | Promotional Activities                           | 0                  | 0                   | 0                    | 0                   |
| 54901     | Other Current Charges & Obligations              | 0                  | 0                   | 0                    | 0                   |
| 54931     | Host Ordinance Items                             | 0                  | 0                   | 0                    | 0                   |
| 55101     | Office Supplies                                  | 98                 | 500                 | 500                  | 500                 |
| 55201     | Operating Supplies                               | 902                | 1,360               | 1,360                | 1,360               |
| 55204     | Fuel   | 4,655              | 5,000               | 5,500                | 5,500               |
| 55401     | Books, Publications, Subscriptions & Memberships | 484                | 960                 | 960                  | 960                 |
| 55501     | Training & Registrations                         | 298                | 1,000               | 1,000                | 1,000               |
| 55801     | Bad Debt   | 0                  | 0                   | 0                    | 0                   |
| 55901     | Depreciation                                     | 0                  | 0                   | 0                    | 0                   |
|           | OPERATING COSTS                                  | <u>6,534</u>       | <u>9,520</u>        | <u>10,020</u>        | <u>10,020</u>       |
| 56101     | Land   | 0                  | 0                   | 0                    | 0                   |
| 56201     | Buildings  | 0                  | 0                   | 0                    | 0                   |
| 56301     | Improvements Other Than Buildings                | 0                  | 0                   | 0                    | 0                   |
| 56401     | Machinery & Equipment                            | 0                  | 0                   | 0                    | 0                   |
| 56501     | Construction in Progress                         | 0                  | 0                   | 0                    | 0                   |
| 56601     | Books, Publications & Library Materials          | 0                  | 0                   | 0                    | 0                   |
|           | CAPITAL OUTLAY                                   | <u>0</u>           | <u>0</u>            | <u>0</u>             | <u>0</u>            |
| 57101     | Principal  | 0                  | 0                   | 0                    | 0                   |
| 57201     | Interest   | 0                  | 0                   | 0                    | 0                   |
| 57301     | Other Debt Service Costs                         | 0                  | 0                   | 0                    | 0                   |
|           | DEBT SERVICE                                     | <u>0</u>           | <u>0</u>            | <u>0</u>             | <u>0</u>            |
| 58101     | Aids to Governmental Agencies                    | 0                  | 0                   | 0                    | 0                   |
| 58201     | Aids to Private Organizations                    | 0                  | 0                   | 0                    | 0                   |
| 58301     | Other Grants and Aids                            | 0                  | 0                   | 0                    | 0                   |
|           | GRANTS AND AIDS                                  | <u>0</u>           | <u>0</u>            | <u>0</u>             | <u>0</u>            |
| 59101     | Transfers  | 0                  | 0                   | 0                    | 0                   |
| 59801     | Reserves   | 0                  | 0                   | 0                    | 0                   |
|           | NON-OPERATING COSTS                              | <u>0</u>           | <u>0</u>            | <u>0</u>             | <u>0</u>            |
|           | TOTAL BUDGET                                     | <u>\$ 206,476</u>  | <u>\$ 338,541</u>   | <u>\$ 328,933</u>    | <u>\$ 328,933</u>   |
| RESOURCES |  |                    |                     |                      |                     |
|           | Other Inspection Fund Revenues                   | 206,476            | 338,541             | 328,933              | 328,933             |
|           | TOTAL REVENUES                                   | <u>\$ 206,476</u>  | <u>\$ 338,541</u>   | <u>\$ 328,933</u>    | <u>\$ 328,933</u>   |

FUND: 406 - Inspection Fund  
 FUNCTION: Public Safety  
 ACTIVITY: Protective Inspections

BUREAU: Building Services  
 DIVISION: Inspections  
 COST CENTER: 250120 - Contractor Licensing


| Account | Title  | Actual<br>FY 18-19 | Adopted<br>FY 19-20 | Proposed<br>FY 20-21 | Adopted<br>FY 20-21 |
|---------|--|--------------------|---------------------|----------------------|---------------------|
| 51101   | Executive Salaries                               | \$ 0               | \$ 0                | \$ 0                 | 0                   |
| 51201   | Regular Salaries & Wages                         | 26,670             | 27,380              | 30,243               | 30,243              |
| 51301   | Other Salaries & Wages                           | 0                  | 0                   | 0                    | 0                   |
| 51401   | Overtime   | 0                  | 500                 | 0                    | 0                   |
| 51501   | Special pay                                      | 0                  | 2,400               | 2,400                | 2,400               |
| 52101   | FICA Taxes                                       | 2,178              | 2,316               | 2,497                | 2,497               |
| 52201   | Retirement Contributions                         | 2,219              | 2,564               | 3,264                | 3,264               |
| 52301   | Life & Health Insurance                          | 2,950              | 10,000              | 10,000               | 10,000              |
| 52401   | Workers' Compensation                            | 50                 | 42                  | 50                   | 50                  |
| 52501   | Unemployment Compensation                        | 0                  | 0                   | 0                    | 0                   |
|         | PERSONNEL COSTS                                  | <u>34,067</u>      | <u>45,202</u>       | <u>48,454</u>        | <u>48,454</u>       |
| 53101   | Professional Services                            | 3,000              | 5,000               | 5,000                | 5,000               |
| 53201   | Accounting & Auditing                            | 0                  | 0                   | 0                    | 0                   |
| 53301   | Court Reporter Services                          | 12,329             | 8,000               | 8,000                | 8,000               |
| 53401   | Other Contractual Services                       | 0                  | 0                   | 0                    | 0                   |
| 53501   | Investigations                                   | 0                  | 0                   | 0                    | 0                   |
| 54001   | Travel & Per Diem                                | 0                  | 0                   | 0                    | 0                   |
| 54101   | Communications                                   | 0                  | 0                   | 0                    | 0                   |
| 54201   | Postage & Freight                                | 0                  | 500                 | 500                  | 500                 |
| 54301   | Utility Services                                 | 0                  | 0                   | 0                    | 0                   |
| 54401   | Rentals & Leases                                 | 0                  | 0                   | 0                    | 0                   |
| 54501   | Insurance  | 0                  | 0                   | 0                    | 0                   |
| 54601   | Repair & Maintenance Services                    | 0                  | 300                 | 300                  | 300                 |
| 54701   | Printing & Binding                               | 0                  | 100                 | 100                  | 100                 |
| 54801   | Promotional Activities                           | 0                  | 0                   | 0                    | 0                   |
| 54901   | Other Current Charges & Obligations              | 4,751              | 4,075               | 4,075                | 4,075               |
| 54931   | Host Ordinance Items                             | 0                  | 0                   | 0                    | 0                   |
| 55101   | Office Supplies                                  | 213                | 500                 | 500                  | 500                 |
| 55201   | Operating Supplies                               | 0                  | 0                   | 0                    | 0                   |
| 55301   | Road Materials & Supplies                        | 0                  | 0                   | 0                    | 0                   |
| 55401   | Books, Publications, Subscriptions & Memberships | 0                  | 0                   | 0                    | 0                   |
| 55501   | Training & Registrations                         | 0                  | 250                 | 250                  | 250                 |
| 55801   | Bad Debt   | 0                  | 0                   | 0                    | 0                   |
| 55901   | Depreciation                                     | 0                  | 0                   | 0                    | 0                   |
|         | OPERATING COSTS                                  | <u>20,293</u>      | <u>18,725</u>       | <u>18,725</u>        | <u>18,725</u>       |
| 56101   | Land   | 0                  | 0                   | 0                    | 0                   |
| 56201   | Buildings  | 0                  | 0                   | 0                    | 0                   |
| 56301   | Improvements Other Than Buildings                | 0                  | 0                   | 0                    | 0                   |
| 56401   | Machinery & Equipment                            | 0                  | 0                   | 0                    | 0                   |
| 56501   | Construction in Progress                         | 0                  | 0                   | 0                    | 0                   |
| 56601   | Books, Publications & Library Materials          | 0                  | 0                   | 0                    | 0                   |
|         | CAPITAL OUTLAY                                   | <u>0</u>           | <u>0</u>            | <u>0</u>             | <u>0</u>            |
| 57101   | Principal  | 0                  | 0                   | 0                    | 0                   |
| 57201   | Interest   | 0                  | 0                   | 0                    | 0                   |
| 57301   | Other Debt Service Costs                         | 0                  | 0                   | 0                    | 0                   |
|         | DEBT SERVICE                                     | <u>0</u>           | <u>0</u>            | <u>0</u>             | <u>0</u>            |
| 58101   | Aids to Governmental Agencies                    | 0                  | 0                   | 0                    | 0                   |
| 58201   | Aids to Private Organizations                    | 0                  | 0                   | 0                    | 0                   |
| 58301   | Other Grants and Aids                            | 0                  | 0                   | 0                    | 0                   |
|         | GRANTS AND AIDS                                  | <u>0</u>           | <u>0</u>            | <u>0</u>             | <u>0</u>            |
| 59101   | Transfers  | 0                  | 0                   | 0                    | 0                   |
| 59801   | Reserves   | 0                  | 0                   | 0                    | 0                   |
|         | NON-OPERATING COSTS                              | <u>0</u>           | <u>0</u>            | <u>0</u>             | <u>0</u>            |
|         | TOTAL BUDGET                                     | <u>\$ 54,359</u>   | <u>\$ 63,927</u>    | <u>\$ 67,179</u>     | <u>\$ 67,179</u>    |

RESOURCES

|                                 |                  |                  |                  |                  |
|---------------------------------|------------------|------------------|------------------|------------------|
| Const Ind Renewals - Active     | \$ 56,150        | \$ 50,000        | \$ 51,000        | \$ 51,000        |
| Const Ind Renewals - Inactive   | 3,063            | 2,000            | 2,000            | 2,000            |
| Exams                           | 26,666           | 10,000           | 18,000           | 18,000           |
| Contribution Certification Fees | 16,600           | 10,000           | 10,000           | 10,000           |
| Changes in Categories           | 650              | 500              | 500              | 500              |
| Other Inspection Fund Revenues  | (48,769)         | (4,948)          | (10,246)         | (10,246)         |
| Less: 5% Anticipated Receipts   | 0                | (3,625)          | (4,075)          | (4,075)          |
| TOTAL REVENUES                  | <u>\$ 54,359</u> | <u>\$ 63,927</u> | <u>\$ 67,179</u> | <u>\$ 67,179</u> |



# CORRECTIONS DEPARTMENT



**T**he Corrections Department is a dedicated team of professionals, devoted to serving the public by maintaining a balanced, safe, and secure correctional system of institutional and community corrections programs. Collectively, the Corrections Department provides a healthy environment for criminal offenders to maximize opportunities through accountability for actions, treatment, education and positive reinforcement within a safe, secure, and fair environment.

# Objectives

## Detention / Work Annex

- Remain committed to serving the public by maintaining a balanced, safe and secure correctional system comprised of sound and accredited correctional practices. Expand and deliver proven inmate programs, assisting inmates to rehabilitate their conduct and actions to become productive and law-abiding.
- Continue to provide through the Work Annex Division a supervised inmate labor force to support the Roads Department and other departments of Escambia County by providing cost-effective housing of inmates, working on special projects and teaching inmates' skills that they may use upon their release

## Medical Services

- Provide effective and efficient medical and mental healthcare services to all incarcerated individuals. Maintain current practices of professionalism and ensure HIPAA laws and regulations are adhered to

## Community Corrections Division

- Continue to provide the judicial system with opportunities to assist in the rehabilitation efforts through viable court alternatives to incarceration. Expand Pre-Trial Diversion to afford more first-time offenders with the opportunity to forgo the traditional court disposition, reducing court dockets and expenditures throughout the criminal justice system



# Accomplishments

- ▶ Accredited by the National Commission on Correctional Health Care, validating inmate health care practices
- ▶ Introduced a Residential Substance Abuse Treatment program, providing access to substance treatment while incarcerated
- ▶ Expanded K-9 team with the addition of a narcotic detection team in the main correction facility
- ▶ Work Annex successfully accomplished the Florida Model Jail Standards inspections
- ▶ Received \$408,729 in Federal grants
- ▶ Expanded inmate communications by the introduction of the tablet system via the contracted phone services
- ▶ Initiated Prison Rape Elimination Act accreditation preparation, received a federal grant to assist in the assessment
- ▶ 34 inmates received GED's, 28 inmates achieved Safe Serve certificate via the Into-Work program and 45 inmates achieved the American Welding Society National Certification
- ▶ Completed over 5,000 work orders throughout the county with the use of inmate labor
- ▶ Harvested over 121,000 pounds of vegetables, teaching inmates horticulture and supplementing the food cost for the Work Annex population

## FUNDING PRIORITIES FY 2020 – 21

| Major Issues Funded                        | Amount             |
|--|--------------------|
| <b>Food and Provisions for the Inmates</b> | <b>\$1,407,641</b> |
| <b>Inmate Medical Services</b>             |                    |
| In-patient Services                        | \$1,236,000        |
| Psychiatric Services                       | \$220,800          |
| Other Medical Services                     | \$901,200          |
| Pharmaceuticals                            | \$1,507,500        |
| <b>Total</b>                               | <b>\$3,865,500</b> |
| <b>Other Contractual Services</b>          |                    |
| Substance Abuse Treatment                  | \$100,000          |
| ABE and GED Instructions                   | \$85,336           |
| Chaplain Services                          | \$60,000           |
| Welding Instructor                         | \$38,806           |
| Life Skills Class                          | \$25,004           |
| Legal Services                             | \$35,000           |
| <b>Total</b>                               | <b>\$344,146</b>   |



# Performance Measures

|  | FY 2017 / 2018<br>Actual | FY 2018 / 2019<br>Actual | FY 2019 / 2020<br>(Estimate) | FY 2020 / 2021<br>(Estimate) |
|--|--------------------------|--------------------------|------------------------------|------------------------------|
| <b>COMMUNITY CORRECTIONS</b>   |                          |                          |                              |                              |
| Increase Work Release population by a minimum of 10% by the end of the fiscal year           | 0%                       | 10%                      | 10%                          | 100%                         |
| Employee attendance for mandatory meeting/judicial proceeding with Criminal Justice Liaisons | 100%                     | 100%                     | 100%                         | 100%                         |
| Employee attendance for mandatory training and workshops                                     | 100%                     | 100%                     | 100%                         | 100%                         |
| <b>WORK ANNEX</b>  |                          |                          |                              |                              |
| Officer Mandatory Training Hours   | 100/5 Yrs.               | 100/5 Yrs.               | 100/5 Yrs.                   | 100/5 Yrs.                   |
| Farming Production   | 55,000 lbs.              | 80,028 lbs.              | 85,000 lbs.                  | 120,000 lbs.                 |
| <b>JAIL</b>  |                          |                          |                              |                              |
| Plan for occupation of new facility (plans to move operations, sections, staff, etc.)        | 25%                      | 50%                      | 100%                         | 100%                         |
| Maintain compliance with FCAC, FMJS  | 100%                     | 100%                     | 100%                         | 100%                         |



## Benchmark Data

|   | Escambia County     | Benchmark           |
|---|---------------------|---------------------|
| <b>COMMUNITY CORRECTIONS</b>  |                     |                     |
| Employee attendance for all mandatory meeting/judicial proceedings with Criminal Justice Liaisons | 100%                | 100%                |
| Employee attendance for mandatory training and workshops  | 100%                | 100%                |
| Customer satisfaction for offender intake process   | 100%                | 100%                |
| <b>WORK ANNEX</b>   |                     |                     |
| Increase farming production   | 12%<br>of Food Cost | 15%<br>of Food Cost |
| Inmate Servsafe program certifications  | 9                   | 20                  |
| Welding certifications provided to inmates  | 66                  | 50                  |
| <b>JAIL</b>   |                     |                     |
| Increase Correctional Officer staff   | 86%                 | 100%                |
| Increase medical staff  | 91%                 | 100%                |
| Replace outdated vehicles   | 85%                 | 100%                |

**Sources:** Monthly Reports, Court Docket, Surveys, Headcount Reports, Food Cost Report, Florida Model Jail Standards (FMJS), American Correctional Association (ACA), National Commission on Correctional Health Care (NCHC).



## Statutory Responsibilities

### FLORIDA STATUES:

Probation: 948  
 Pretrial Release: 907.041, 907.043  
 Pretrial Diversion: 948.08  
 Work Release: 951.24, 944.40  
 Accounting: 945.31, 55.03, 28.244  
 Corrections Facilities/Jail: 900-985



## Significant Changes for FY 2020 - 21

- Complete construction of new corrections facility.
- Develop and finalize a transition plan for the new correctional facility
- Increase security at all county detention facilities through the implementation of additional technology
- Reallocate current staffing configuration in conjunction with new security protocols and the adaption of a quantified staff matrix



## Goals

The overall goal of the Escambia County Corrections Department is to work interdependently to provide the citizens of Escambia County with excellent correctional services. Furthermore, ensuring efficient and effective criminal justice standards and best practices are utilized, resulting in a safe environment. This goal will be accomplished with emphasis on professionalism, service, excellent training, and adherence to state and national standards.

- The goal of the main facility is to maximize security resources while continually developing self-enrichment programs for the inmate population that will focus on the basic life skills needs after incarceration with the objective of reducing recidivism and increasing personal responsibilities.
- The goal of the Work Annex is to provide a safe, secure and healthy environment for inmates to continue to provide inmate work crews to Solid Waste, Road Department, Facilities Management, Parks and Recreations and the Animal Shelter, while learning productive experiences through vocational and personal skill training applications.
- The goal of the Community Corrections Division is to provide alternatives to incarceration that ensure public safety, promote responsible behavior and encourage positive lifestyles.

## STAFFING ALLOCATION

| Position Classification                   | Pay Grade | 2018-19 Authorized | 2019-20 Authorized | 2020-21 Adopted |
|---|-----------|--------------------|--------------------|-----------------|
| <b>Pre-Trial Release</b>                  |           |                    |                    |                 |
| Criminal Justice Specialist II            | B22       | 4                  | 4                  | 4               |
| Division Manager                          | D63       | 1                  | 1                  | 1               |
| Senior Office Support Assistant           | A12       | 2                  | 2                  | 2               |
| <b>TOTAL</b>                              |           | <b>7</b>           | <b>7</b>           | <b>7</b>        |
| <b>Misdemeanor Probation</b>              |           |                    |                    |                 |
| Accounting Technician                     | B21       | 2                  | 2                  | 2               |
| Administrative Assistant                  | B22       | 2                  | 2                  | 2               |
| Criminal Justice Program Manager          | C42A      | 2                  | 2                  | 2               |
| Criminal Justice Specialist II            | B22       | 2                  | 2                  | 2               |
| Department Director III*                  | E83       | 1                  | 1                  | 1               |
| Director's Aide                           | B32       | 1                  | 1                  | 1               |
| Office Support Assistant                  | A11       | 1                  | 1                  | 1               |
| Senior Criminal Justice Specialist        | B23       | 3                  | 3                  | 3               |
| Senior Office Support Assistant           | A12       | 3                  | 3                  | 3               |
| Student Assistant                         | A10       | 4                  | 4                  | 4               |
| <b>TOTAL</b>                              |           | <b>21</b>          | <b>21</b>          | <b>21</b>       |
| <b>Check Restitution</b>                  |           |                    |                    |                 |
| Criminal Justice Specialist I             | B21       | 1                  | 1                  | 1               |
| Criminal Justice Specialist II            | B22       | 1                  | 1                  | 0               |
| Office Support Assistant                  | A11       | 0                  | 0                  | 0               |
| Student Assistant                         | A10       | 1                  | 1                  | 1               |
| <b>TOTAL</b>                              |           | <b>3</b>           | <b>3</b>           | <b>2</b>        |
| <b>Community Service Work</b>             |           |                    |                    |                 |
| Senior Office Support Assistant           | A12       | 1                  | 1                  | 1               |
| <b>TOTAL</b>                              |           | <b>1</b>           | <b>1</b>           | <b>1</b>        |
| <b>Residential Probation/Work Release</b> |           |                    |                    |                 |
| Criminal Justice Program Manager          | C42A      | 1                  | 1                  | 1               |
| Criminal Justice Specialist II            | B22       | 2                  | 2                  | 2               |
| Senior Office Support Assistant           | A12       | 1                  | 1                  | 1               |
| <b>TOTAL</b>                              |           | <b>4</b>           | <b>4</b>           | <b>4</b>        |
| <b>Pre-Trial Diversion</b>                |           |                    |                    |                 |
| Criminal Justice Program Manager          | C42A      | 1                  | 1                  | 1               |
| Criminal Justice Specialist I             | B21       | 1                  | 1                  | 1               |
| Criminal Justice Specialist II            | B22       | 2                  | 2                  | 2               |
| Office Support Assistant                  | A11       | 1                  | 1                  | 1               |
| <b>TOTAL</b>                              |           | <b>5</b>           | <b>5</b>           | <b>5</b>        |



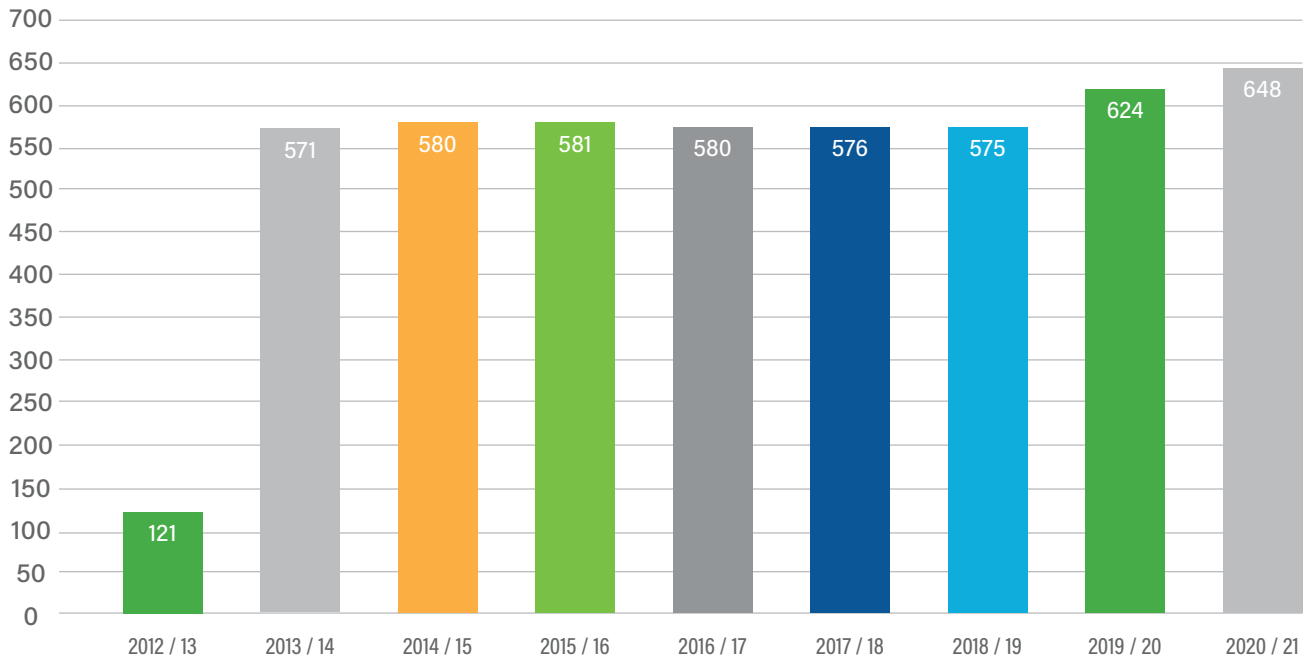
## STAFFING ALLOCATION

| Position Classification   | Pay Grade | 2018-19 Authorized | 2019-20 Authorized | 2020-21 Adopted |
|---|-----------|--------------------|--------------------|-----------------|
| <b>Forensic Mental Health</b>   |           |                    |                    |                 |
| Forensic Mental Health Specialist*  | GF1       | 1                  | 1                  | 1               |
| <b>TOTAL</b>  |           | <b>1</b>           | <b>1</b>           | <b>1</b>        |
| <b>Road Prison</b>  |           |                    |                    |                 |
| Accounting Specialist   | B31       | 0                  | 1                  | 1               |
| Accounting Technician   | B21       | 1                  | 0                  | 0               |
| Corr Facility Commander   | D72       | 0                  | 1                  | 1               |
| Corrections Captain   | D61       | 1                  | 0                  | 0               |
| Corrections Captain   | D71       | 0                  | 1                  | 1               |
| Corrections Lieutenant  | C43       | 4                  | 4                  | 4               |
| Corrections Officer   | B23       | 63                 | 67                 | 67              |
| Corrections Sergeant  | B32       | 5                  | 5                  | 5               |
| Division Manager  | D63       | 1                  | 0                  | 0               |
| Food Service Assistant  | A12       | 2                  | 2                  | 2               |
| Food Service Supervisor   | B21       | 1                  | 1                  | 1               |
| Senior Office Support Assistant   | A12       | 1                  | 1                  | 1               |
| <b>TOTAL</b>  |           | <b>79</b>          | <b>83</b>          | <b>83</b>       |
| *Funded through an Interlocal Agreement. Part of salary paid from Misdemeanor Probation |           |                    |                    |                 |
| <b>Jail – Detention</b>   |           |                    |                    |                 |
| Administrative Supervisor   | B31       | 2                  | 3                  | 3               |
| Corr Facility Commander   | D72       | 0                  | 1                  | 1               |
| Corr Grant Administrator  | C52       | 1                  | 1                  | 1               |
| Corrections Captain   | D71       | 0                  | 1                  | 1               |
| Corrections Financial Manager   | D61       | 0                  | 0                  | 0               |
| Corrections Financial Manager   | D63       | 1                  | 1                  | 1               |
| Corrections Officer-Work Release  | B23       | 8                  | 8                  | 8               |
| Jail Administrative Assistant   | JB22      | 4                  | 3                  | 3               |
| Jail Corrections Captain  | JD62      | 2                  | 0                  | 0               |
| Jail Corrections Lieutenant   | C43       | 19                 | 19                 | 20              |
| Jail Corrections Sergeant   | B32       | 30                 | 32                 | 33              |
| Jail Corrections Officer (Full-time)  | B23       | 240                | 230                | 261             |
| Jail Corrections Officer (Relief)   | B23       | 3                  | 0                  | 0               |
| Jail Corrections Officer Trainee/Academy  | B21A      | 10                 | 29                 | 14              |
| Jail Custodial Worker   | JA11      | 5                  | 5                  | 2               |
| Jail Office Support Assistant   | JA11      | 3                  | 3                  | 2               |
| Detention Assistant   | JA13      | 58                 | 90                 | 101             |
| DNA Tech (Relief)   | JB21      | 1                  | 0                  | 0               |
| Laundry Specialist  | JB22      | 1                  | 1                  | 1               |
| Laundry Worker  | JA12      | 1                  | 1                  | 1               |
| Warehouse Worker  | JA13      | 1                  | 1                  | 1               |
| <b>TOTAL</b>  |           | <b>390</b>         | <b>429</b>         | <b>454</b>      |

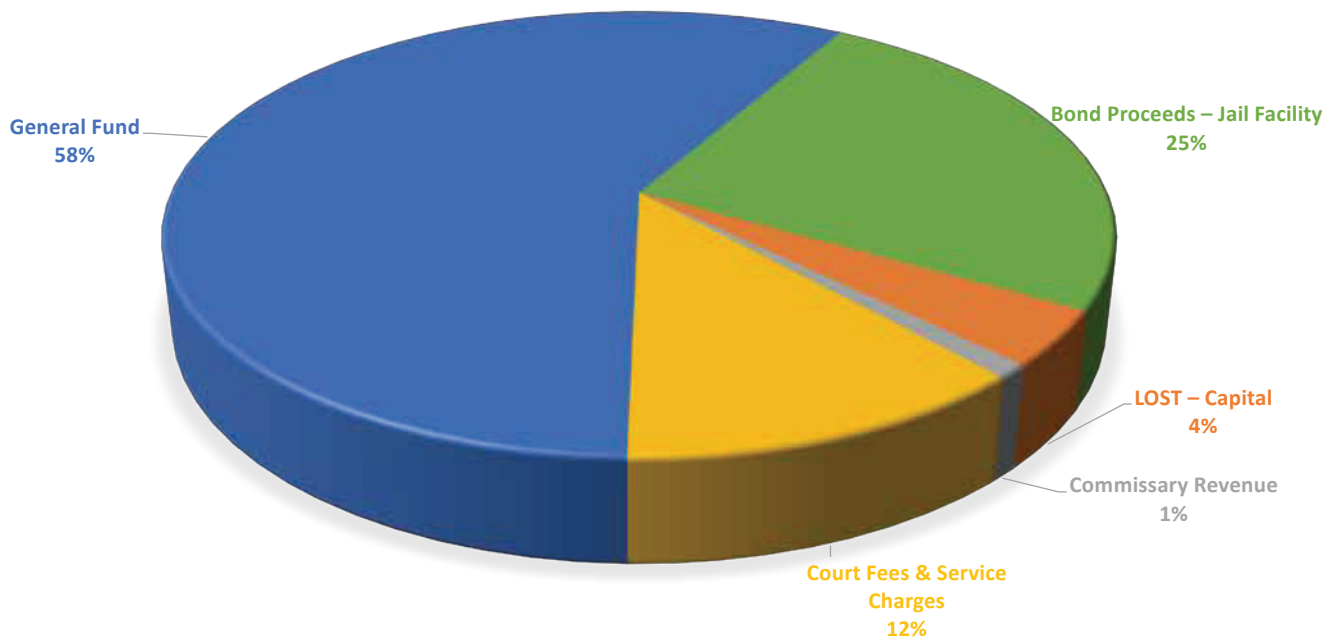
## STAFFING ALLOCATION

| Position Classification            | Pay Grade | 2018-19 Authorized | 2019-20 Authorized | 2020-21 Adopted |
|------------------------------------|-----------|--------------------|--------------------|-----------------|
| <b>Jail – Commissary</b>           |           |                    |                    |                 |
| Accountant                         | C42       | 1                  | 1                  | 1               |
| Court Liaison                      | JB31      | 1                  | 1                  | 1               |
| Criminal Justice Specialist I      | B21       | 1                  | 1                  | 1               |
| Forensic Jail Case Manager         | JB23      | 1                  | 1                  | 1               |
| Jail Office Support Assistant      | JA11      | 1                  | 1                  | 1               |
| Jail Program Coordinator           | JC40      | 2                  | 2                  | 2               |
| Law Librarian                      | JA13      | 1                  | 1                  | 1               |
| <b>TOTAL</b>                       |           | <b>8</b>           | <b>8</b>           | <b>8</b>        |
| <b>Jail – Health Services</b>      |           |                    |                    |                 |
| Administrative Assistant           | B22       | 2                  | 2                  | 2               |
| ARNP/Clinical Associate            | JD72      | 2                  | 2                  | 2               |
| Clinical Nurse                     | C52       | 4                  | 1                  | 1               |
| Clinical Operations Coordinator    | C51       | 0                  | 0                  | 1               |
| Dental Assistant                   | JB21      | 1                  | 1                  | 1               |
| Director of Mental Health          | JD61      | 1                  | 1                  | 5               |
| Health Services Manager            | D61       | 1                  | 1                  | 1               |
| Jail EMT/Paramedic                 | B211      | 8                  | 8                  | 0               |
| Jail Health Services Administrator | D62       | 1                  | 1                  | 1               |
| Licensed Practical Nurse (LPN)     | B23       | 9                  | 15                 | 15              |
| Medical Assistant                  | JA12      | 10                 | 0                  | 0               |
| Medical Support Assistant          | JA13      | 1                  | 1                  | 1               |
| Medical Technician                 | JA12      | 0                  | 7                  | 7               |
| Mental Health Counselor            | JB31      | 7                  | 8                  | 8               |
| Mental Health Office Assistant     | JA13      | 0                  | 0                  | 3               |
| Pharmacy Technician                | JA13      | 1                  | 1                  | 1               |
| Psychiatric Technician             | JB20      | 1                  | 1                  | 1               |
| Registered Nurse (RN)              | C41       | 7                  | 12                 | 12              |
| <b>TOTAL</b>                       |           | <b>56</b>          | <b>62</b>          | <b>62</b>       |
| <b>DEPARTMENT TOTAL</b>            |           | <b>575</b>         | <b>624</b>         | <b>648</b>      |

# Employees



## Revenue Funding: \$75M



FUND: 114 - Misdemeanor Probation Fund  
 FUNCTION: Public Safety  
 ACTIVITY: Detention / Correction

DEPARTMENT: Corrections  
 DIVISION: Community Corrections  
 COST CENTER: 290301 - Misdemeanor Probation

| Account   | Title  | Actual<br>FY 18-19  | Adopted<br>FY 19-20 | Proposed<br>FY 20-21 | Adopted<br>FY 20-21 |
|-----------|--|---------------------|---------------------|----------------------|---------------------|
| 51101     | Executive Salaries                               | \$ 0                | \$ 0                | \$ 0                 | 0                   |
| 51201     | Regular Salaries & Wages                         | 773,256             | 769,158             | 736,023              | 736,023             |
| 51301     | Other Salaries & Wages                           | 0                   | 0                   | 0                    | 0                   |
| 51401     | Overtime   | 0                   | 0                   | 0                    | 0                   |
| 51501     | Special pay                                      | 0                   | 0                   | 2,400                | 2,400               |
| 52101     | FICA Taxes                                       | 59,165              | 58,842              | 56,489               | 56,489              |
| 52201     | Retirement Contributions                         | 73,121              | 77,627              | 91,009               | 91,009              |
| 52301     | Life & Health Insurance                          | 161,907             | 166,700             | 166,900              | 166,900             |
| 52401     | Workers' Compensation                            | 1,381               | 1,068               | 1,131                | 1,131               |
| 52501     | Unemployment Compensation                        | 0                   | 0                   | 0                    | 0                   |
|           | PERSONNEL COSTS                                  | <u>1,068,830</u>    | <u>1,073,395</u>    | <u>1,053,952</u>     | <u>1,053,952</u>    |
| 53101     | Professional Services                            | 19,100              | 22,500              | 21,600               | 21,600              |
| 53201     | Accounting & Auditing                            | 0                   | 0                   | 0                    | 0                   |
| 53301     | Court Reporter Services                          | 0                   | 0                   | 0                    | 0                   |
| 53401     | Other Contractual Services                       | 37,077              | 51,588              | 21,394               | 21,394              |
| 53501     | Investigations                                   | 0                   | 0                   | 0                    | 0                   |
| 53601     | Pension Benefits                                 | 0                   | 0                   | 0                    | 0                   |
| 54001     | Travel & Per Diem                                | 0                   | 0                   | 0                    | 0                   |
| 54101     | Communications                                   | 7,438               | 7,205               | 8,363                | 8,363               |
| 54201     | Postage & Freight                                | 496                 | 811                 | 517                  | 517                 |
| 54301     | Utility Services                                 | 0                   | 0                   | 0                    | 0                   |
| 54401     | Rentals & Leases                                 | 2,120               | 2,120               | 2,256                | 2,256               |
| 54501     | Insurance  | 1,679               | 1,822               | 2,238                | 2,238               |
| 54601     | Repair & Maintenance Services                    | 964                 | 1,401               | 1,410                | 1,410               |
| 54701     | Printing & Binding                               | 166                 | 0                   | 166                  | 166                 |
| 54801     | Promotional Activities                           | 0                   | 0                   | 0                    | 0                   |
| 54901     | Other Current Charges & Obligations              | 10,280              | 10,179              | 10,345               | 10,345              |
| 54931     | Host Ordinance Items                             | 0                   | 0                   | 0                    | 0                   |
| 55101     | Office Supplies                                  | 4,948               | 5,550               | 6,162                | 6,162               |
| 55201     | Operating Supplies                               | 3,989               | 664                 | 1,339                | 1,339               |
| 55204     | Fuel   | 415                 | 600                 | 432                  | 432                 |
| 55401     | Books, Publications, Subscriptions & Memberships | 184                 | 213                 | 184                  | 184                 |
| 55501     | Training & Registrations                         | 0                   | 0                   | 0                    | 0                   |
| 55801     | Bad Debt   | 0                   | 0                   | 0                    | 0                   |
| 55901     | Depreciation                                     | 0                   | 0                   | 0                    | 0                   |
|           | OPERATING COSTS                                  | <u>88,856</u>       | <u>104,653</u>      | <u>76,406</u>        | <u>76,406</u>       |
| 56101     | Land   | 0                   | 0                   | 0                    | 0                   |
| 56201     | Buildings  | 0                   | 0                   | 0                    | 0                   |
| 56301     | Improvements Other Than Buildings                | 0                   | 0                   | 0                    | 0                   |
| 56401     | Machinery & Equipment                            | 0                   | 0                   | 0                    | 0                   |
| 56501     | Construction in Progress                         | 0                   | 0                   | 0                    | 0                   |
| 56801     | Intangible Assests                               | 2,325               | 0                   | 0                    | 0                   |
|           | CAPITAL OUTLAY                                   | <u>2,325</u>        | <u>0</u>            | <u>0</u>             | <u>0</u>            |
| 57101     | Principal  | 0                   | 0                   | 0                    | 0                   |
| 57201     | Interest   | 0                   | 0                   | 0                    | 0                   |
| 57301     | Other Debt Service Costs                         | 0                   | 0                   | 0                    | 0                   |
|           | DEBT SERVICE                                     | <u>0</u>            | <u>0</u>            | <u>0</u>             | <u>0</u>            |
| 58101     | Aids to Governmental Agencies                    | 0                   | 0                   | 0                    | 0                   |
| 58201     | Aids to Private Organizations                    | 0                   | 0                   | 0                    | 0                   |
| 58301     | Other Grants and Aids                            | 0                   | 0                   | 0                    | 0                   |
|           | GRANTS AND AIDS                                  | <u>0</u>            | <u>0</u>            | <u>0</u>             | <u>0</u>            |
| 59101     | Transfers  | 0                   | 0                   | 0                    | 0                   |
| 59801     | Reserves   | 0                   | 0                   | 0                    | 0                   |
|           | NON-OPERATING COSTS                              | <u>0</u>            | <u>0</u>            | <u>0</u>             | <u>0</u>            |
|           | TOTAL BUDGET                                     | <u>\$ 1,160,011</u> | <u>\$ 1,178,048</u> | <u>\$ 1,130,358</u>  | <u>\$ 1,130,358</u> |
| RESOURCES |  |                     |                     |                      |                     |
|           | Jail Alternative Initiative                      | \$ 50,000           | \$ 0                | \$ 0                 | 0                   |
|           | Cost of Supervision                              | 479,916             | 441,750             | 451,250              | 451,250             |
|           | Pre-Court Supervision                            | 0                   | 475                 | 0                    | 0                   |
|           | Community Confinement                            | 135                 | 475                 | 128                  | 128                 |
|           | Electronic Monitoring                            | 245,342             | 142,500             | 175,750              | 175,750             |
|           | Breath Testing                                   | 9,555               | 9,500               | 9,500                | 9,500               |
|           | MP/CCP Urinalysis                                | 0                   | 0                   | 11,400               | 11,400              |
|           | Process Servers                                  | 0                   | 0                   | 9,500                | 9,500               |
|           | Interest   | 6,699               | 0                   | 0                    | 0                   |
|           | Miscellaneous Revenues                           | 0                   | 34,200              | 34,200               | 34,200              |
|           | Other/General Fund                               | 368,365             | 549,148             | 438,630              | 438,630             |
|           | TOTAL REVENUES                                   | <u>\$ 1,160,011</u> | <u>\$ 1,178,048</u> | <u>\$ 1,130,358</u>  | <u>\$ 1,130,358</u> |

FUND: 114 - Misdemeanor Probation Fund  
 FUNCTION: Public Safety  
 ACTIVITY: Detention/Correction

DEPARTMENT: Corrections  
 DIVISION: Community Corrections  
 COST CENTER: 290302 - Check Restitution

| Account   | Title  | Actual<br>FY 18-19 | Adopted<br>FY 19-20 | Proposed<br>FY 20-21 | Adopted<br>FY 20-21 |
|-----------|--|--------------------|---------------------|----------------------|---------------------|
| 51101     | Executive Salaries                               | \$ 0               | \$ 0                | \$ 0                 | 0                   |
| 51201     | Regular Salaries & Wages                         | 78,609             | 79,890              | 35,651               | 35,651              |
| 51301     | Other Salaries & Wages                           | 0                  | 0                   | 0                    | 0                   |
| 51401     | Overtime   | 0                  | 0                   | 0                    | 0                   |
| 51501     | Special pay                                      | 0                  | 0                   | 0                    | 0                   |
| 52101     | FICA Taxes                                       | 6,002              | 6,111               | 2,727                | 2,727               |
| 52201     | Retirement Contributions                         | 5,488              | 5,999               | 2,675                | 2,675               |
| 52301     | Life & Health Insurance                          | 13,167             | 20,000              | 10,000               | 10,000              |
| 52401     | Workers' Compensation                            | 144                | 111                 | 55                   | 55                  |
| 52501     | Unemployment Compensation                        | 0                  | 0                   | 0                    | 0                   |
|           | PERSONNEL COSTS                                  | <u>103,410</u>     | <u>112,111</u>      | <u>51,108</u>        | <u>51,108</u>       |
| 53101     | Professional Services                            | 0                  | 0                   | 0                    | 0                   |
| 53201     | Accounting & Auditing                            | 0                  | 0                   | 0                    | 0                   |
| 53301     | Court Reporter Services                          | 0                  | 0                   | 0                    | 0                   |
| 53401     | Other Contractual Services                       | 38                 | 99                  | 35                   | 35                  |
| 53501     | Investigations                                   | 0                  | 0                   | 0                    | 0                   |
| 53601     | Pension Benefits                                 | 0                  | 0                   | 0                    | 0                   |
| 54001     | Travel & Per Diem                                | 0                  | 0                   | 0                    | 0                   |
| 54101     | Communications                                   | 210                | 210                 | 240                  | 240                 |
| 54201     | Postage & Freight                                | 300                | 248                 | 119                  | 119                 |
| 54301     | Utility Services                                 | 0                  | 0                   | 0                    | 0                   |
| 54401     | Rentals & Leases                                 | 0                  | 0                   | 0                    | 0                   |
| 54501     | Insurance  | 0                  | 0                   | 0                    | 0                   |
| 54601     | Repair & Maintenance Services                    | 28                 | 29                  | 29                   | 29                  |
| 54701     | Printing & Binding                               | 103                | 0                   | 103                  | 103                 |
| 54801     | Promotional Activities                           | 0                  | 0                   | 0                    | 0                   |
| 54901     | Other Current Charges & Obligations              | 0                  | 0                   | 0                    | 0                   |
| 54931     | Host Ordinance Items                             | 0                  | 0                   | 0                    | 0                   |
| 55101     | Office Supplies                                  | 643                | 695                 | 926                  | 926                 |
| 55201     | Operating Supplies                               | 360                | 360                 | 360                  | 1,677               |
| 55301     | Road Materials & Supplies                        | 0                  | 0                   | 0                    | 0                   |
| 55401     | Books, Publications, Subscriptions & Memberships | 0                  | 0                   | 0                    | 0                   |
| 55501     | Training & Registrations                         | 0                  | 0                   | 0                    | 0                   |
| 55801     | Bad Debt   | 0                  | 0                   | 0                    | 0                   |
| 55901     | Depreciation                                     | 0                  | 0                   | 0                    | 0                   |
|           | OPERATING COSTS                                  | <u>1,681</u>       | <u>1,641</u>        | <u>1,812</u>         | <u>3,129</u>        |
| 56101     | Land   | 0                  | 0                   | 0                    | 0                   |
| 56201     | Buildings  | 0                  | 0                   | 0                    | 0                   |
| 56301     | Improvements Other Than Buildings                | 0                  | 0                   | 0                    | 0                   |
| 56401     | Machinery & Equipment                            | 0                  | 1,317               | 1,317                | 0                   |
| 56501     | Construction in Progress                         | 0                  | 0                   | 0                    | 0                   |
| 56601     | Books, Publications & Library Materials          | 0                  | 0                   | 0                    | 0                   |
|           | CAPITAL OUTLAY                                   | <u>0</u>           | <u>1,317</u>        | <u>1,317</u>         | <u>0</u>            |
| 57101     | Principal  | 0                  | 0                   | 0                    | 0                   |
| 57201     | Interest   | 0                  | 0                   | 0                    | 0                   |
| 57301     | Other Debt Service Costs                         | 0                  | 0                   | 0                    | 0                   |
|           | DEBT SERVICE                                     | <u>0</u>           | <u>0</u>            | <u>0</u>             | <u>0</u>            |
| 58101     | Aids to Governmental Agencies                    | 0                  | 0                   | 0                    | 0                   |
| 58201     | Aids to Private Organizations                    | 0                  | 0                   | 0                    | 0                   |
| 58301     | Other Grants and Aids                            | 0                  | 0                   | 0                    | 0                   |
|           | GRANTS AND AIDS                                  | <u>0</u>           | <u>0</u>            | <u>0</u>             | <u>0</u>            |
| 59101     | Transfers  | 0                  | 0                   | 0                    | 0                   |
| 59801     | Reserves   | 0                  | 0                   | 0                    | 0                   |
|           | NON-OPERATING COSTS                              | <u>0</u>           | <u>0</u>            | <u>0</u>             | <u>0</u>            |
|           | TOTAL BUDGET                                     | <u>\$ 105,091</u>  | <u>\$ 115,069</u>   | <u>\$ 54,237</u>     | <u>\$ 54,237</u>    |
| RESOURCES |  |                    |                     |                      |                     |
|           | Check Restitution                                | \$ 105,091         | \$ 115,069          | \$ 26,600            | \$ 26,600           |
|           | General Fund                                     | 0                  | 0                   | 27,637               | 27,637              |
|           | TOTAL REVENUES                                   | <u>\$ 105,091</u>  | <u>\$ 115,069</u>   | <u>\$ 54,237</u>     | <u>\$ 54,237</u>    |

FUND: 114 - Misdemeanor Probation Fund  
 FUNCTION: Public Safety  
 ACTIVITY: Detention/Correction

DEPARTMENT: Corrections  
 DIVISION: Community Corrections  
 COST CENTER: 290304 - Community Service Work

| Account   | Title  | Actual<br>FY 18-19 | Adopted<br>FY 19-20 | Proposed<br>FY 20-21 | Adopted<br>FY 20-21 |
|-----------|--|--------------------|---------------------|----------------------|---------------------|
| 51101     | Executive Salaries                               | \$ 0               | \$ 0                | \$ 0                 | 0                   |
| 51201     | Regular Salaries & Wages                         | 38,219             | 39,237              | 39,240               | 39,240              |
| 51301     | Other Salaries & Wages                           | 0                  | 0                   | 0                    | 0                   |
| 51401     | Overtime   | 0                  | 0                   | 0                    | 0                   |
| 51501     | Special pay                                      | 0                  | 0                   | 0                    | 0                   |
| 52101     | FICA Taxes                                       | 2,923              | 3,002               | 3,002                | 3,002               |
| 52201     | Retirement Contributions                         | 3,180              | 3,323               | 3,924                | 3,924               |
| 52301     | Life & Health Insurance                          | 7,353              | 10,000              | 10,000               | 10,000              |
| 52401     | Workers' Compensation                            | 70                 | 54                  | 60                   | 60                  |
| 52501     | Unemployment Compensation                        | 0                  | 0                   | 0                    | 0                   |
|           | PERSONNEL COSTS                                  | <u>51,746</u>      | <u>55,616</u>       | <u>56,226</u>        | <u>56,226</u>       |
| 53101     | Professional Services                            | 0                  | 0                   | 0                    | 0                   |
| 53201     | Accounting & Auditing                            | 0                  | 0                   | 0                    | 0                   |
| 53301     | Court Reporter Services                          | 0                  | 0                   | 0                    | 0                   |
| 53401     | Other Contractual Services                       | 0                  | 10                  | 4                    | 4                   |
| 53501     | Investigations                                   | 0                  | 0                   | 0                    | 0                   |
| 53601     | Pension Benefits                                 | 0                  | 0                   | 0                    | 0                   |
| 54001     | Travel & Per Diem                                | 0                  | 0                   | 0                    | 0                   |
| 54101     | Communications                                   | 0                  | 0                   | 0                    | 0                   |
| 54201     | Postage & Freight                                | 27                 | 41                  | 30                   | 30                  |
| 54301     | Utility Services                                 | 0                  | 0                   | 0                    | 0                   |
| 54401     | Rentals & Leases                                 | 0                  | 0                   | 0                    | 0                   |
| 54501     | Insurance  | 520                | 1,717               | 539                  | 539                 |
| 54601     | Repair & Maintenance Services                    | 9                  | 10                  | 10                   | 10                  |
| 54701     | Printing & Binding                               | 16                 | 0                   | 16                   | 16                  |
| 54801     | Promotional Activities                           | 0                  | 0                   | 0                    | 0                   |
| 54901     | Other Current Charges & Obligations              | 0                  | 0                   | 0                    | 0                   |
| 54931     | Host Ordinance Items                             | 0                  | 0                   | 0                    | 0                   |
| 55101     | Office Supplies                                  | 296                | 250                 | 315                  | 315                 |
| 55201     | Operating Supplies                               | 0                  | 0                   | 0                    | 0                   |
| 55301     | Road Materials & Supplies                        | 0                  | 0                   | 0                    | 0                   |
| 55401     | Books, Publications, Subscriptions & Memberships | 0                  | 0                   | 0                    | 0                   |
| 55501     | Training & Registrations                         | 0                  | 0                   | 0                    | 0                   |
| 55801     | Bad Debt   | 0                  | 0                   | 0                    | 0                   |
| 55901     | Depreciation                                     | 0                  | 0                   | 0                    | 0                   |
|           | OPERATING COSTS                                  | <u>868</u>         | <u>2,028</u>        | <u>914</u>           | <u>914</u>          |
| 56101     | Land   | 0                  | 0                   | 0                    | 0                   |
| 56201     | Buildings  | 0                  | 0                   | 0                    | 0                   |
| 56301     | Improvements Other Than Buildings                | 0                  | 0                   | 0                    | 0                   |
| 56401     | Machinery & Equipment                            | 0                  | 0                   | 0                    | 0                   |
| 56501     | Construction in Progress                         | 0                  | 0                   | 0                    | 0                   |
| 56601     | Books, Publications & Library Materials          | 0                  | 0                   | 0                    | 0                   |
|           | CAPITAL OUTLAY                                   | <u>0</u>           | <u>0</u>            | <u>0</u>             | <u>0</u>            |
| 57101     | Principal  | 0                  | 0                   | 0                    | 0                   |
| 57201     | Interest   | 0                  | 0                   | 0                    | 0                   |
| 57301     | Other Debt Service Costs                         | 0                  | 0                   | 0                    | 0                   |
|           | DEBT SERVICE                                     | <u>0</u>           | <u>0</u>            | <u>0</u>             | <u>0</u>            |
| 58101     | Aids to Governmental Agencies                    | 0                  | 0                   | 0                    | 0                   |
| 58201     | Aids to Private Organizations                    | 0                  | 0                   | 0                    | 0                   |
| 58301     | Other Grants and Aids                            | 0                  | 0                   | 0                    | 0                   |
|           | GRANTS AND AIDS                                  | <u>0</u>           | <u>0</u>            | <u>0</u>             | <u>0</u>            |
| 59101     | Transfers  | 0                  | 0                   | 0                    | 0                   |
| 59801     | Reserves   | 0                  | 0                   | 0                    | 0                   |
|           | NON-OPERATING COSTS                              | <u>0</u>           | <u>0</u>            | <u>0</u>             | <u>0</u>            |
|           | TOTAL BUDGET                                     | <u>\$ 52,614</u>   | <u>\$ 57,644</u>    | <u>\$ 57,140</u>     | <u>\$ 57,140</u>    |
| RESOURCES |  |                    |                     |                      |                     |
|           | Community Service Work                           | \$ 52,614          | \$ 57,644           | \$ 57,140            | \$ 57,140           |
|           | TOTAL REVENUES                                   | <u>\$ 52,614</u>   | <u>\$ 57,644</u>    | <u>\$ 57,140</u>     | <u>\$ 57,140</u>    |

FUND: 114 - Misdemeanor Probation Fund  
 FUNCTION: Public Safety  
 ACTIVITY: Detention/Correction

DEPARTMENT: Corrections  
 DIVISION: Community Corrections  
 COST CENTER: 290305 - Work Release Program

| Account   | Title  | Actual<br>FY 18-19 | Adopted<br>FY 19-20 | Proposed<br>FY 20-21 | Adopted<br>FY 20-21 |
|-----------|--|--------------------|---------------------|----------------------|---------------------|
| 51101     | Executive Salaries                               | \$ 0               | \$ 0                | \$ 0                 | 0                   |
| 51201     | Regular Salaries & Wages                         | 168,962            | 167,550             | 167,537              | 167,537             |
| 51301     | Other Salaries & Wages                           | 0                  | 0                   | 0                    | 0                   |
| 51401     | Overtime   | 0                  | 0                   | 0                    | 0                   |
| 51501     | Special pay                                      | 0                  | 0                   | 0                    | 0                   |
| 52101     | FICA Taxes                                       | 12,921             | 12,817              | 12,817               | 12,817              |
| 52201     | Retirement Contributions                         | 14,060             | 14,191              | 16,753               | 16,753              |
| 52301     | Life & Health Insurance                          | 48,662             | 40,000              | 40,000               | 40,000              |
| 52401     | Workers' Compensation                            | 302                | 232                 | 256                  | 256                 |
| 52501     | Unemployment Compensation                        | 0                  | 0                   | 0                    | 0                   |
|           | PERSONNEL COSTS                                  | <u>244,906</u>     | <u>234,790</u>      | <u>237,363</u>       | <u>237,363</u>      |
| 53101     | Professional Services                            | 425                | 250                 | 250                  | 250                 |
| 53201     | Accounting & Auditing                            | 0                  | 0                   | 0                    | 0                   |
| 53301     | Court Reporter Services                          | 0                  | 0                   | 0                    | 0                   |
| 53401     | Other Contractual Services                       | 45,216             | 48,155              | 48,216               | 48,216              |
| 53501     | Investigations                                   | 0                  | 0                   | 0                    | 0                   |
| 53601     | Pension Benefits                                 | 0                  | 0                   | 0                    | 0                   |
| 54001     | Travel & Per Diem                                | 0                  | 0                   | 0                    | 0                   |
| 54101     | Communications                                   | 3,428              | 2,973               | 2,983                | 2,983               |
| 54201     | Postage & Freight                                | 0                  | 0                   | 0                    | 0                   |
| 54301     | Utility Services                                 | 115,944            | 113,184             | 192,000              | 192,000             |
| 54401     | Rentals & Leases                                 | 1,060              | 1,056               | 1,128                | 1,128               |
| 54501     | Insurance  | 24,156             | 25,991              | 28,807               | 28,807              |
| 54601     | Repair & Maintenance Services                    | 4,526              | 5,442               | 5,442                | 5,442               |
| 54701     | Printing & Binding                               | 0                  | 0                   | 0                    | 0                   |
| 54801     | Promotional Activities                           | 0                  | 0                   | 0                    | 0                   |
| 54901     | Other Current Charges & Obligations              | 47                 | 0                   | 47                   | 47                  |
| 54931     | Host Ordinance Items                             | 0                  | 0                   | 0                    | 0                   |
| 55101     | Office Supplies                                  | 821                | 840                 | 840                  | 840                 |
| 55201     | Operating Supplies                               | 17,833             | 14,676              | 17,632               | 17,632              |
| 55301     | Road Materials & Supplies                        | 0                  | 0                   | 0                    | 0                   |
| 55401     | Books, Publications, Subscriptions & Memberships | 0                  | 0                   | 0                    | 0                   |
| 55501     | Training & Registrations                         | 0                  | 0                   | 0                    | 0                   |
| 55801     | Bad Debt   | 0                  | 0                   | 0                    | 0                   |
| 55901     | Depreciation                                     | 0                  | 0                   | 0                    | 0                   |
|           | OPERATING COSTS                                  | <u>213,455</u>     | <u>212,567</u>      | <u>297,345</u>       | <u>297,345</u>      |
| 56101     | Land   | 0                  | 0                   | 0                    | 0                   |
| 56201     | Buildings  | 0                  | 0                   | 0                    | 0                   |
| 56301     | Improvements Other Than Buildings                | 0                  | 0                   | 0                    | 0                   |
| 56401     | Machinery & Equipment                            | 0                  | 0                   | 0                    | 0                   |
| 56501     | Construction in Progress                         | 0                  | 0                   | 0                    | 0                   |
| 56601     | Books, Publications & Library Materials          | 0                  | 0                   | 0                    | 0                   |
|           | CAPITAL OUTLAY                                   | <u>0</u>           | <u>0</u>            | <u>0</u>             | <u>0</u>            |
| 57101     | Principal  | 0                  | 0                   | 0                    | 0                   |
| 57201     | Interest   | 0                  | 0                   | 0                    | 0                   |
| 57301     | Other Debt Service Costs                         | 0                  | 0                   | 0                    | 0                   |
|           | DEBT SERVICE                                     | <u>0</u>           | <u>0</u>            | <u>0</u>             | <u>0</u>            |
| 58101     | Aids to Governmental Agencies                    | 0                  | 0                   | 0                    | 0                   |
| 58201     | Aids to Private Organizations                    | 0                  | 0                   | 0                    | 0                   |
| 58301     | Other Grants and Aids                            | 0                  | 0                   | 0                    | 0                   |
|           | GRANTS AND AIDS                                  | <u>0</u>           | <u>0</u>            | <u>0</u>             | <u>0</u>            |
| 59101     | Transfers  | 0                  | 0                   | 0                    | 0                   |
| 59801     | Reserves   | 0                  | 0                   | 0                    | 0                   |
|           | NON-OPERATING COSTS                              | <u>0</u>           | <u>0</u>            | <u>0</u>             | <u>0</u>            |
|           | TOTAL BUDGET                                     | <u>\$ 458,361</u>  | <u>\$ 447,357</u>   | <u>\$ 534,708</u>    | <u>\$ 534,708</u>   |
| RESOURCES |  |                    |                     |                      |                     |
|           | Residential Probation                            | \$ 478,211         | \$ 413,250          | \$ 432,250           | 432,250             |
|           | Work Release Urinalysis Fee                      | 275                | 0                   | 0                    | 0                   |
|           | Work Release Waiting List                        | 375                | 475                 | 333                  | 333                 |
|           | Locker Rental                                    | 4,808              | 4,750               | 3,800                | 3,800               |
|           | Other/General Fund                               | 25,307             | 28,882              | 98,326               | 98,326              |
|           | TOTAL REVENUES                                   | <u>\$ 458,361</u>  | <u>\$ 447,357</u>   | <u>\$ 534,708</u>    | <u>\$ 534,708</u>   |



FUND: 114 - Misdemeanor Probation Fund  
 FUNCTION: Public Safety  
 ACTIVITY: Detention / Correction

DEPARTMENT: Corrections  
 DIVISION: Community Corrections  
 COST CENTER: 290306 - Pre-Trial Diversion

| Account   | Title  | Actual<br>FY 18-19 | Adopted<br>FY 19-20 | Proposed<br>FY 20-21 | Adopted<br>FY 20-21 |
|-----------|--|--------------------|---------------------|----------------------|---------------------|
| 51101     | Executive Salaries                               | \$ 0               | \$ 0                | \$ 0                 | 0                   |
| 51201     | Regular Salaries & Wages                         | 160,962            | 170,963             | 172,827              | 172,827             |
| 51301     | Other Salaries & Wages                           | 0                  | 0                   | 0                    | 0                   |
| 51401     | Overtime   | 0                  | 0                   | 0                    | 0                   |
| 51501     | Special pay                                      | 0                  | 0                   | 0                    | 0                   |
| 52101     | FICA Taxes                                       | 12,306             | 13,079              | 13,221               | 13,221              |
| 52201     | Retirement Contributions                         | 13,011             | 14,479              | 17,283               | 17,283              |
| 52301     | Life & Health Insurance                          | 40,175             | 50,000              | 50,000               | 50,000              |
| 52401     | Workers' Compensation                            | 315                | 236                 | 264                  | 264                 |
| 52501     | Unemployment Compensation                        | 0                  | 0                   | 0                    | 0                   |
|           | PERSONNEL COSTS                                  | <u>226,769</u>     | <u>248,757</u>      | <u>253,595</u>       | <u>253,595</u>      |
| 53101     | Professional Services                            | 200                | 450                 | 450                  | 450                 |
| 53201     | Accounting & Auditing                            | 0                  | 0                   | 0                    | 0                   |
| 53301     | Court Reporter Services                          | 0                  | 0                   | 0                    | 0                   |
| 53401     | Other Contractual Services                       | 270                | 10                  | 274                  | 274                 |
| 53501     | Investigations                                   | 0                  | 0                   | 0                    | 0                   |
| 53601     | Pension Benefits                                 | 0                  | 0                   | 0                    | 0                   |
| 54001     | Travel & Per Diem                                | 0                  | 0                   | 0                    | 0                   |
| 54101     | Communications                                   | 1,696              | 1,689               | 1,800                | 1,800               |
| 54201     | Postage & Freight                                | 67                 | 82                  | 127                  | 127                 |
| 54301     | Utility Services                                 | 0                  | 0                   | 0                    | 0                   |
| 54401     | Rentals & Leases                                 | 1,142              | 1,190               | 1,260                | 1,260               |
| 54501     | Insurance  | 0                  | 0                   | 0                    | 0                   |
| 54601     | Repair & Maintenance Services                    | 46                 | 0                   | 48                   | 48                  |
| 54701     | Printing & Binding                               | 4                  | 0                   | 4                    | 4                   |
| 54801     | Promotional Activities                           | 0                  | 0                   | 0                    | 0                   |
| 54901     | Other Current Charges & Obligations              | 0                  | 0                   | 0                    | 0                   |
| 54931     | Host Ordinance Items                             | 0                  | 0                   | 0                    | 0                   |
| 55101     | Office Supplies                                  | 632                | 1,143               | 1,778                | 1,778               |
| 55201     | Operating Supplies                               | 729                | 785                 | 740                  | 740                 |
| 55301     | Road Materials & Supplies                        | 0                  | 0                   | 0                    | 0                   |
| 55401     | Books, Publications, Subscriptions & Memberships | 0                  | 0                   | 0                    | 0                   |
| 55501     | Training & Registrations                         | 0                  | 0                   | 0                    | 0                   |
| 55801     | Bad Debt   | 0                  | 0                   | 0                    | 0                   |
| 55901     | Depreciation                                     | 0                  | 0                   | 0                    | 0                   |
|           | OPERATING COSTS                                  | <u>4,786</u>       | <u>5,349</u>        | <u>6,481</u>         | <u>6,481</u>        |
| 56101     | Land   | 0                  | 0                   | 0                    | 0                   |
| 56201     | Buildings  | 0                  | 0                   | 0                    | 0                   |
| 56301     | Improvements Other Than Buildings                | 0                  | 0                   | 0                    | 0                   |
| 56401     | Machinery & Equipment                            | 0                  | 0                   | 0                    | 0                   |
| 56501     | Construction in Progress                         | 0                  | 0                   | 0                    | 0                   |
| 56601     | Books, Publications & Library Materials          | 0                  | 0                   | 0                    | 0                   |
|           | CAPITAL OUTLAY                                   | <u>0</u>           | <u>0</u>            | <u>0</u>             | <u>0</u>            |
| 57101     | Principal  | 0                  | 0                   | 0                    | 0                   |
| 57201     | Interest   | 0                  | 0                   | 0                    | 0                   |
| 57301     | Other Debt Service Costs                         | 0                  | 0                   | 0                    | 0                   |
|           | DEBT SERVICE                                     | <u>0</u>           | <u>0</u>            | <u>0</u>             | <u>0</u>            |
| 58101     | Aids to Governmental Agencies                    | 0                  | 0                   | 0                    | 0                   |
| 58201     | Aids to Private Organizations                    | 0                  | 0                   | 0                    | 0                   |
| 58301     | Other Grants and Aids                            | 0                  | 0                   | 0                    | 0                   |
|           | GRANTS AND AIDS                                  | <u>0</u>           | <u>0</u>            | <u>0</u>             | <u>0</u>            |
| 59101     | Transfers  | 0                  | 0                   | 0                    | 0                   |
| 59801     | Reserves   | 0                  | 0                   | 0                    | 0                   |
|           | NON-OPERATING COSTS                              | <u>0</u>           | <u>0</u>            | <u>0</u>             | <u>0</u>            |
|           | TOTAL BUDGET                                     | <u>\$ 231,555</u>  | <u>\$ 254,106</u>   | <u>\$ 260,076</u>    | <u>\$ 260,076</u>   |
| RESOURCES |  |                    |                     |                      |                     |
|           | Pre Trial Diversion                              | \$ 231,555         | \$ 254,106          | \$ 166,250           | \$ 166,250          |
|           | General Fund                                     | 0                  | 0                   | 93,826               | 93,826              |
|           | TOTAL REVENUES                                   | <u>\$ 231,555</u>  | <u>\$ 254,106</u>   | <u>\$ 260,076</u>    | <u>\$ 260,076</u>   |

FUND: 001 - General Fund  
 FUNCTION: Public Safety  
 ACTIVITY: Detention / Correction

DEPARTMENT: Corrections  
 DIVISION: Community Corrections  
 COST CENTER: 290307 - Pre-Trial Release

| Account   | Title  | Actual<br>FY 18-19 | Adopted<br>FY 19-20 | Proposed<br>FY 20-21 | Adopted<br>FY 20-21 |
|-----------|--|--------------------|---------------------|----------------------|---------------------|
| 51101     | Executive Salaries                               | \$ 0               | \$ 0                | \$ 0                 | 0                   |
| 51201     | Regular Salaries & Wages                         | 395,481            | 282,346             | 307,691              | 307,691             |
| 51301     | Other Salaries & Wages                           | 0                  | 0                   | 0                    | 0                   |
| 51401     | Overtime   | 0                  | 0                   | 0                    | 0                   |
| 51501     | Special pay                                      | 0                  | 2,400               | 2,400                | 2,400               |
| 52101     | FICA Taxes                                       | 29,541             | 21,783              | 23,722               | 23,722              |
| 52201     | Retirement Contributions                         | 38,122             | 24,118              | 33,575               | 33,575              |
| 52301     | Life & Health Insurance                          | 46,274             | 70,000              | 70,000               | 70,000              |
| 52401     | Workers' Compensation                            | 753                | 395                 | 473                  | 473                 |
| 52501     | Unemployment Compensation                        | 0                  | 0                   | 0                    | 0                   |
|           | PERSONNEL COSTS                                  | <u>510,170</u>     | <u>401,042</u>      | <u>437,861</u>       | <u>437,861</u>      |
| 53101     | Professional Services                            | 70,394             | 267,424             | 204,340              | 204,340             |
| 53201     | Accounting & Auditing                            | 0                  | 0                   | 0                    | 0                   |
| 53301     | Court Reporter Services                          | 0                  | 0                   | 0                    | 0                   |
| 53401     | Other Contractual Services                       | 119,743            | 137,994             | 122,093              | 122,093             |
| 53501     | Investigations                                   | 0                  | 0                   | 0                    | 0                   |
| 53601     | Pension Benefits                                 | 0                  | 0                   | 0                    | 0                   |
| 54001     | Travel & Per Diem                                | 0                  | 0                   | 0                    | 0                   |
| 54101     | Communications                                   | 2,585              | 2,661               | 2,753                | 2,753               |
| 54201     | Postage & Freight                                | 185                | 216                 | 133                  | 133                 |
| 54301     | Utility Services                                 | 0                  | 0                   | 0                    | 0                   |
| 54401     | Rentals & Leases                                 | 1,142              | 1,142               | 1,265                | 1,265               |
| 54501     | Insurance  | 0                  | 0                   | 0                    | 0                   |
| 54601     | Repair & Maintenance Services                    | 65                 | 67                  | 67                   | 67                  |
| 54701     | Printing & Binding                               | 4                  | 0                   | 4                    | 4                   |
| 54801     | Promotional Activities                           | 0                  | 0                   | 0                    | 0                   |
| 54901     | Other Current Charges & Obligations              | 0                  | 0                   | 0                    | 0                   |
| 55101     | Office Supplies                                  | 6,219              | 5,573               | 6,461                | 6,461               |
| 55201     | Operating Supplies                               | 2,618              | 503                 | 2,903                | 2,903               |
| 55301     | Road Materials & Supplies                        | 0                  | 0                   | 0                    | 0                   |
| 55401     | Books, Publications, Subscriptions & Memberships | 100                | 100                 | 0                    | 0                   |
| 55501     | Training & Registrations                         | 0                  | 0                   | 0                    | 0                   |
| 55801     | Bad Debt   | 0                  | 0                   | 0                    | 0                   |
| 55901     | Depreciation                                     | 0                  | 0                   | 0                    | 0                   |
|           | OPERATING COSTS                                  | <u>203,053</u>     | <u>415,680</u>      | <u>340,019</u>       | <u>340,019</u>      |
| 56101     | Land   | 0                  | 0                   | 0                    | 0                   |
| 56201     | Buildings  | 0                  | 0                   | 0                    | 0                   |
| 56301     | Improvements Other Than Buildings                | 0                  | 0                   | 0                    | 0                   |
| 56401     | Machinery & Equipment                            | 0                  | 5,268               | 0                    | 0                   |
| 56501     | Construction in Progress                         | 0                  | 0                   | 0                    | 0                   |
| 56601     | Books, Publications & Library Materials          | 0                  | 0                   | 0                    | 0                   |
| 56801     | Intangible Assets                                | 0                  | 0                   | 0                    | 0                   |
|           | CAPITAL OUTLAY                                   | <u>0</u>           | <u>5,268</u>        | <u>0</u>             | <u>0</u>            |
| 57101     | Principal  | 0                  | 0                   | 0                    | 0                   |
| 57201     | Interest   | 0                  | 0                   | 0                    | 0                   |
| 57301     | Other Debt Service Costs                         | 0                  | 0                   | 0                    | 0                   |
|           | DEBT SERVICE                                     | <u>0</u>           | <u>0</u>            | <u>0</u>             | <u>0</u>            |
| 58101     | Aids to Governmental Agencies                    | 0                  | 0                   | 0                    | 0                   |
| 58201     | Aids to Private Organizations                    | 0                  | 0                   | 0                    | 0                   |
| 58301     | Other Grants and Aids                            | 0                  | 0                   | 0                    | 0                   |
|           | GRANTS AND AIDS                                  | <u>0</u>           | <u>0</u>            | <u>0</u>             | <u>0</u>            |
| 59101     | Transfers  | 0                  | 0                   | 0                    | 0                   |
| 59801     | Reserves   | 0                  | 0                   | 0                    | 0                   |
|           | NON-OPERATING COSTS                              | <u>0</u>           | <u>0</u>            | <u>0</u>             | <u>0</u>            |
|           | TOTAL BUDGET                                     | <u>\$ 713,224</u>  | <u>\$ 821,990</u>   | <u>\$ 777,880</u>    | <u>\$ 777,880</u>   |
| RESOURCES |  |                    |                     |                      |                     |
|           | General Fund Revenues                            | \$ 713,224         | \$ 821,990          | \$ 777,880           | \$ 777,880          |
|           | TOTAL REVENUES                                   | <u>\$ 713,224</u>  | <u>\$ 821,990</u>   | <u>\$ 777,880</u>    | <u>\$ 777,880</u>   |

FUND: 110 - Other Grants & Projects  
 FUNCTION: Public Safety  
 ACTIVITY: Detention / Correction

DEPARTMENT: Corrections  
 DIVISION: Community Corrections  
 COST CENTER: 290501 - Forensic Mental Health

| Account   | Title  | Actual<br>FY 18-19 | Adopted<br>FY 19-20 | Proposed<br>FY 20-21 | Adopted<br>FY 20-21 |
|-----------|--|--------------------|---------------------|----------------------|---------------------|
| 51101     | Executive Salaries                               | \$ 0               | \$ 0                | \$ 0                 | 0                   |
| 51201     | Regular Salaries & Wages                         | 30,567             | 30,288              | 29,366               | 29,366              |
| 51301     | Other Salaries & Wages                           | 0                  | 0                   | 0                    | 0                   |
| 51401     | Overtime   | 0                  | 0                   | 0                    | 0                   |
| 51501     | Special pay                                      | 0                  | 0                   | 0                    | 0                   |
| 52101     | FICA Taxes                                       | 2,353              | 2,317               | 2,246                | 2,246               |
| 52201     | Retirement Contributions                         | 4,338              | 4,422               | 4,986                | 4,986               |
| 52301     | Life & Health Insurance                          | 5,330              | 6,600               | 6,400                | 6,400               |
| 52401     | Workers' Compensation                            | 76                 | 42                  | 45                   | 45                  |
| 52501     | Unemployment Compensation                        | 0                  | 0                   | 0                    | 0                   |
|           | PERSONNEL COSTS                                  | <u>42,665</u>      | <u>43,669</u>       | <u>43,043</u>        | <u>43,043</u>       |
| 53101     | Professional Services                            | 0                  | 0                   | 0                    | 0                   |
| 53201     | Accounting & Auditing                            | 0                  | 0                   | 0                    | 0                   |
| 53301     | Court Reporter Services                          | 0                  | 0                   | 0                    | 0                   |
| 53401     | Other Contractual Services                       | 0                  | 0                   | 0                    | 0                   |
| 53501     | Investigations                                   | 0                  | 0                   | 0                    | 0                   |
| 53601     | Pension Benefits                                 | 0                  | 0                   | 0                    | 0                   |
| 54001     | Travel & Per Diem                                | 0                  | 0                   | 0                    | 0                   |
| 54101     | Communications                                   | 0                  | 0                   | 0                    | 0                   |
| 54201     | Postage & Freight                                | 0                  | 0                   | 0                    | 0                   |
| 54301     | Utility Services                                 | 0                  | 0                   | 0                    | 0                   |
| 54401     | Rentals & Leases                                 | 0                  | 0                   | 0                    | 0                   |
| 54501     | Insurance  | 0                  | 0                   | 0                    | 0                   |
| 54601     | Repair & Maintenance Services                    | 0                  | 0                   | 0                    | 0                   |
| 54701     | Printing & Binding                               | 0                  | 0                   | 0                    | 0                   |
| 54801     | Promotional Activities                           | 0                  | 0                   | 0                    | 0                   |
| 54901     | Other Current Charges & Obligations              | 0                  | 0                   | 0                    | 0                   |
| 54931     | Host Ordinance Items                             | 0                  | 0                   | 0                    | 0                   |
| 55101     | Office Supplies                                  | 0                  | 0                   | 0                    | 0                   |
| 55201     | Operating Supplies                               | 0                  | 0                   | 0                    | 0                   |
| 55301     | Road Materials & Supplies                        | 0                  | 0                   | 0                    | 0                   |
| 55401     | Books, Publications, Subscriptions & Memberships | 0                  | 0                   | 0                    | 0                   |
| 55501     | Training & Registrations                         | 0                  | 0                   | 0                    | 0                   |
| 55801     | Bad Debt   | 0                  | 0                   | 0                    | 0                   |
| 55901     | Depreciation                                     | 0                  | 0                   | 0                    | 0                   |
|           | OPERATING COSTS                                  | <u>0</u>           | <u>0</u>            | <u>0</u>             | <u>0</u>            |
| 56101     | Land   | 0                  | 0                   | 0                    | 0                   |
| 56201     | Buildings  | 0                  | 0                   | 0                    | 0                   |
| 56301     | Improvements Other Than Buildings                | 0                  | 0                   | 0                    | 0                   |
| 56401     | Machinery & Equipment                            | 0                  | 0                   | 0                    | 0                   |
| 56501     | Construction in Progress                         | 0                  | 0                   | 0                    | 0                   |
| 56601     | Books, Publications & Library Materials          | 0                  | 0                   | 0                    | 0                   |
|           | CAPITAL OUTLAY                                   | <u>0</u>           | <u>0</u>            | <u>0</u>             | <u>0</u>            |
| 57101     | Principal  | 0                  | 0                   | 0                    | 0                   |
| 57201     | Interest   | 0                  | 0                   | 0                    | 0                   |
| 57301     | Other Debt Service Costs                         | 0                  | 0                   | 0                    | 0                   |
|           | DEBT SERVICE                                     | <u>0</u>           | <u>0</u>            | <u>0</u>             | <u>0</u>            |
| 58101     | Aids to Governmental Agencies                    | 0                  | 0                   | 0                    | 0                   |
| 58201     | Aids to Private Organizations                    | 0                  | 0                   | 0                    | 0                   |
| 58301     | Other Grants and Aids                            | 0                  | 0                   | 0                    | 0                   |
|           | GRANTS AND AIDS                                  | <u>0</u>           | <u>0</u>            | <u>0</u>             | <u>0</u>            |
| 59101     | Transfers  | 0                  | 0                   | 0                    | 0                   |
| 59801     | Reserves   | 0                  | 0                   | 0                    | 0                   |
|           | NON-OPERATING COSTS                              | <u>0</u>           | <u>0</u>            | <u>0</u>             | <u>0</u>            |
|           | TOTAL BUDGET                                     | <u>\$ 42,665</u>   | <u>\$ 43,669</u>    | <u>\$ 43,043</u>     | <u>\$ 43,043</u>    |
| RESOURCES |  |                    |                     |                      |                     |
|           | Grant Revenues                                   | \$ 42,665          | \$ 43,669           | \$ 43,043            | 43,043              |
|           | TOTAL REVENUES                                   | <u>\$ 42,665</u>   | <u>\$ 43,669</u>    | <u>\$ 43,043</u>     | <u>\$ 43,043</u>    |

FUND: 175 - Transportation Trust  
 FUNCTION: Transportation  
 ACTIVITY: Road & Street Facilities

DEPARTMENT: Corrections  
 DIVISION: Road Prison  
 COST CENTER: 290202 - Care and Custody

| Account   | Title                                   | Actual<br>FY 18-19  | Adopted<br>FY 19-20 | Proposed<br>FY 20-21 | Adopted<br>FY 20-21 |
|-----------|---|---------------------|---------------------|----------------------|---------------------|
| 51101     | Executive Salaries                      | \$ 0                | \$ 0                | \$ 0                 | 0                   |
| 51201     | Regular Salaries & Wages                | 4,084,205           | 4,247,766           | 4,198,118            | 4,198,118           |
| 51301     | Other Salaries & Wages                  | 0                   | 56,535              | 29,699               | 29,699              |
| 51401     | Overtime                                | 61,558              | 50,000              | 50,000               | 50,000              |
| 51501     | Special pay                             | 46,479              | 106,800             | 120,420              | 120,420             |
| 52101     | FICA Taxes                              | 322,294             | 341,272             | 336,465              | 336,465             |
| 52201     | Retirement Contributions                | 972,426             | 1,108,410           | 1,055,612            | 1,055,612           |
| 52301     | Life & Health Insurance                 | 1,027,201           | 833,300             | 833,300              | 833,300             |
| 52401     | Workers' Compensation                   | 143,998             | 137,088             | 141,435              | 141,435             |
| 52501     | Unemployment Compensation               | 0                   | 0                   | 0                    | 0                   |
|           | PERSONNEL COSTS                         | <u>6,658,161</u>    | <u>6,881,171</u>    | <u>6,765,049</u>     | <u>6,765,049</u>    |
| 53101     | Professional Services                   | 988                 | 818                 | 1,000                | 1,000               |
| 53201     | Accounting & Auditing                   | 0                   | 0                   | 0                    | 0                   |
| 53301     | Court Reporter Services                 | 0                   | 0                   | 0                    | 0                   |
| 53401     | Other Contractual Services              | 1,287               | 1,368               | 1,368                | 1,368               |
| 53501     | Investigations                          | 0                   | 0                   | 0                    | 0                   |
| 53601     | Pension Benefits                        | 0                   | 0                   | 0                    | 0                   |
| 54001     | Travel & Per Diem                       | 0                   | 0                   | 0                    | 0                   |
| 54101     | Communications                          | 13,481              | 14,611              | 16,524               | 16,524              |
| 54201     | Postage & Freight                       | 31                  | 40                  | 40                   | 40                  |
| 54301     | Utility Services                        | 252,232             | 284,879             | 272,635              | 272,635             |
| 54401     | Rentals & Leases                        | 3,294               | 3,294               | 3,294                | 3,294               |
| 54501     | Insurance                               | 6,101               | 5,902               | 11,485               | 11,485              |
| 54601     | Repair & Maintenance Services           | 25,028              | 26,417              | 31,690               | 31,690              |
| 54701     | Printing & Binding                      | 0                   | 0                   | 0                    | 0                   |
| 54801     | Promotional Activities                  | 0                   | 0                   | 0                    | 0                   |
| 54901     | Other Current Charges & Obligations     | 762                 | 510                 | 557                  | 557                 |
| 54931     | Host Ordinance Items                    | 0                   | 700                 | 700                  | 700                 |
| 55101     | Office Supplies                         | 2,802               | 3,500               | 3,500                | 3,500               |
| 55201     | Operating Supplies                      | 299,871             | 322,224             | 329,719              | 345,719             |
| 55301     | Road Materials & Supplies               | 0                   | 0                   | 0                    | 0                   |
| 55401     | Books, Pubs, Subs & Memberships         | 0                   | 18                  | 0                    | 0                   |
| 55501     | Training & Registrations                | 0                   | 0                   | 0                    | 0                   |
| 55801     | Bad Debt                                | 0                   | 0                   | 0                    | 0                   |
| 55901     | Depreciation                            | 0                   | 0                   | 0                    | 0                   |
|           | OPERATING COSTS                         | <u>605,879</u>      | <u>664,281</u>      | <u>672,512</u>       | <u>688,512</u>      |
| 56101     | Land                                    | 0                   | 0                   | 0                    | 0                   |
| 56201     | Buildings                               | 0                   | 0                   | 0                    | 0                   |
| 56301     | Improvements Other Than Buildings       | 0                   | 0                   | 0                    | 0                   |
| 56401     | Machinery & Equipment                   | 46,014              | 0                   | 16,000               | 0                   |
| 56501     | Construction in Progress                | 0                   | 0                   | 0                    | 0                   |
| 56601     | Books, Publications & Library Materials | 0                   | 0                   | 0                    | 0                   |
|           | CAPITAL OUTLAY                          | <u>46,014</u>       | <u>0</u>            | <u>16,000</u>        | <u>0</u>            |
| 57101     | Principal                               | 0                   | 0                   | 0                    | 0                   |
| 57201     | Interest                                | 0                   | 0                   | 0                    | 0                   |
| 57301     | Other Debt Service Costs                | 0                   | 0                   | 0                    | 0                   |
|           | DEBT SERVICE                            | <u>0</u>            | <u>0</u>            | <u>0</u>             | <u>0</u>            |
| 58101     | Aids to Governmental Agencies           | 0                   | 0                   | 0                    | 0                   |
| 58201     | Aids to Private Organizations           | 0                   | 0                   | 0                    | 0                   |
| 58301     | Other Grants and Aids                   | 0                   | 0                   | 0                    | 0                   |
|           | GRANTS AND AIDS                         | <u>0</u>            | <u>0</u>            | <u>0</u>             | <u>0</u>            |
| 59101     | Transfers                               | 0                   | 0                   | 0                    | 0                   |
| 59801     | Reserves                                | 0                   | 0                   | 0                    | 0                   |
|           | NON-OPERATING COSTS                     | <u>0</u>            | <u>0</u>            | <u>0</u>             | <u>0</u>            |
|           | TOTAL BUDGET                            | <u>\$ 7,310,054</u> | <u>\$ 7,545,452</u> | <u>\$ 7,453,561</u>  | <u>\$ 7,453,561</u> |
| RESOURCES |   |                     |                     |                      |                     |
|           | Transfers in General Fund               | \$ 7,310,054        | \$ 7,545,452        | \$ 6,864,601         | \$ 6,864,601        |
|           | Transfers in Solid Waste                | 0                   | 0                   | 588,960              | 588,960             |
|           | TOTAL REVENUES                          | <u>\$ 7,310,054</u> | <u>\$ 7,545,452</u> | <u>\$ 7,453,561</u>  | <u>\$ 7,453,561</u> |

FUND: 115 - Article V Fund  
 FUNCTION: Transportation  
 ACTIVITY: Road & Street Facilities

DEPARTMENT: Corrections  
 DIVISION: Road Prison  
 COST CENTER: 290206 - Professional Training

| Account   | Title                                   | Actual<br>FY 18-19 | Adopted<br>FY 19-20 | Proposed<br>FY 20-21 | Adopted<br>FY 20-21 |
|-----------|---|--------------------|---------------------|----------------------|---------------------|
| 51101     | Executive Salaries                      | \$ 0               | \$ 0                | \$ 0                 | 0                   |
| 51201     | Regular Salaries & Wages                | 0                  | 0                   | 0                    | 0                   |
| 51301     | Other Salaries & Wages                  | 0                  | 0                   | 0                    | 0                   |
| 51401     | Overtime                                | 0                  | 0                   | 0                    | 0                   |
| 51501     | Special pay                             | 0                  | 0                   | 0                    | 0                   |
| 52101     | FICA Taxes                              | 0                  | 0                   | 0                    | 0                   |
| 52201     | Retirement Contributions                | 0                  | 0                   | 0                    | 0                   |
| 52301     | Life & Health Insurance                 | 0                  | 0                   | 0                    | 0                   |
| 52401     | Workers' Compensation                   | 0                  | 0                   | 0                    | 0                   |
| 52501     | Unemployment Compensation               | 0                  | 0                   | 0                    | 0                   |
|           | PERSONNEL COSTS                         | 0                  | 0                   | 0                    | 0                   |
| 53101     | Professional Services                   | 0                  | 0                   | 0                    | 0                   |
| 53201     | Accounting & Auditing                   | 0                  | 0                   | 0                    | 0                   |
| 53301     | Court Reporter Services                 | 0                  | 0                   | 0                    | 0                   |
| 53401     | Other Contractual Services              | 0                  | 0                   | 0                    | 0                   |
| 53501     | Investigations                          | 0                  | 0                   | 0                    | 0                   |
| 53601     | Pension Benefits                        | 0                  | 0                   | 0                    | 0                   |
| 54001     | Travel & Per Diem                       | 12,657             | 15,530              | 6,030                | 6,030               |
| 54101     | Communications                          | 0                  | 0                   | 0                    | 0                   |
| 54201     | Postage & Freight                       | 0                  | 0                   | 0                    | 0                   |
| 54301     | Utility Services                        | 0                  | 0                   | 0                    | 0                   |
| 54401     | Rentals & Leases                        | 0                  | 0                   | 0                    | 0                   |
| 54501     | Insurance                               | 0                  | 0                   | 0                    | 0                   |
| 54601     | Repair & Maintenance Services           | 0                  | 0                   | 0                    | 0                   |
| 54701     | Printing & Binding                      | 0                  | 0                   | 0                    | 0                   |
| 54801     | Promotional Activities                  | 0                  | 0                   | 0                    | 0                   |
| 54901     | Other Current Charges & Obligations     | 0                  | 0                   | 0                    | 0                   |
| 54931     | Host Ordinance                          | 0                  | 0                   | 0                    | 0                   |
| 55101     | Office Supplies                         | 0                  | 0                   | 0                    | 0                   |
| 55201     | Operating Supplies                      | 33,610             | 32,066              | 32,066               | 32,066              |
| 55204     | Fuel                                    | 227                | 0                   | 0                    | 0                   |
| 55401     | Books, Pubs, Subs & Memberships         | 50                 | 0                   | 0                    | 0                   |
| 55501     | Training & Registrations                | 63,856             | 18,904              | 18,904               | 18,904              |
| 55801     | Bad Debt                                | 0                  | 0                   | 0                    | 0                   |
| 55901     | Depreciation                            | 0                  | 0                   | 0                    | 0                   |
|           | OPERATING COSTS                         | 110,399            | 66,500              | 57,000               | 57,000              |
| 56101     | Land                                    | 0                  | 0                   | 0                    | 0                   |
| 56201     | Buildings                               | 0                  | 0                   | 0                    | 0                   |
| 56301     | Improvements Other Than Buildings       | 0                  | 0                   | 0                    | 0                   |
| 56401     | Machinery & Equipment                   | 3,066              | 0                   | 0                    | 0                   |
| 56501     | Construction in Progress                | 0                  | 0                   | 0                    | 0                   |
| 56601     | Books, Publications & Library Materials | 0                  | 0                   | 0                    | 0                   |
|           | CAPITAL OUTLAY                          | 3,066              | 0                   | 0                    | 0                   |
| 57101     | Principal                               | 0                  | 0                   | 0                    | 0                   |
| 57201     | Interest                                | 0                  | 0                   | 0                    | 0                   |
| 57301     | Other Debt Service Costs                | 0                  | 0                   | 0                    | 0                   |
|           | DEBT SERVICE                            | 0                  | 0                   | 0                    | 0                   |
| 58101     | Aids to Governmental Agencies           | 0                  | 0                   | 0                    | 0                   |
| 58201     | Aids to Private Organizations           | 0                  | 0                   | 0                    | 0                   |
| 58301     | Other Grants and Aids                   | 0                  | 0                   | 0                    | 0                   |
|           | GRANTS AND AIDS                         | 0                  | 0                   | 0                    | 0                   |
| 59101     | Transfers                               | 0                  | 0                   | 0                    | 0                   |
| 59801     | Reserves                                | 0                  | 0                   | 0                    | 0                   |
|           | NON-OPERATING COSTS                     | 0                  | 0                   | 0                    | 0                   |
|           | TOTAL BUDGET                            | \$ 113,465         | \$ 66,500           | \$ 57,000            | \$ 57,000           |
| RESOURCES |   |                    |                     |                      |                     |
|           | \$2.50 Court Cost/Article V             | \$ 113,465         | \$ 70,000           | \$ 60,000            | \$ 60,000           |
|           | Less 5% Anticipated Receipts            | 0                  | (3,500)             | (3,000)              | (3,000)             |
|           | TOTAL REVENUES                          | \$ 113,465         | \$ 66,500           | \$ 57,000            | \$ 57,000           |

FUND: 001 - General  
 FUNCTION: Public Safety  
 ACTIVITY: Detention/Correction

DEPARTMENT: Corrections  
 DIVISION: Detention  
 COST CENTER: 290401 - Detention

| Account   | Title  | Actual<br>FY 18-19   | Adopted<br>FY 19-20  | Proposed<br>FY 20-21 | Adopted<br>FY 20-21  |
|-----------|--|----------------------|----------------------|----------------------|----------------------|
| 51101     | Executive Salaries                               | \$ 0                 | \$ 0                 | \$ 0                 | 0                    |
| 51201     | Regular Salaries & Wages                         | 16,870,414           | 17,260,491           | 18,225,317           | 18,225,317           |
| 51301     | Other Salaries & Wages                           | 0                    | 106,257              | 108,634              | 108,634              |
| 51401     | Overtime   | 738,408              | 178,000              | 178,000              | 178,000              |
| 51501     | Special pay                                      | 157,457              | 381,225              | 408,305              | 408,305              |
| 52101     | FICA Taxes                                       | 1,361,043            | 1,371,356            | 1,447,400            | 1,447,400            |
| 52201     | Retirement Contributions                         | 3,780,413            | 4,096,089            | 4,140,768            | 4,140,768            |
| 52301     | Life & Health Insurance                          | 3,876,567            | 4,061,656            | 4,543,400            | 4,543,400            |
| 52401     | Workers' Compensation                            | 620,106              | 554,332              | 613,344              | 613,344              |
| 52501     | Unemployment Compensation                        | 0                    | 0                    | 0                    | 0                    |
|           | PERSONNEL COSTS                                  | <u>27,404,409</u>    | <u>28,009,406</u>    | <u>29,665,168</u>    | <u>29,665,168</u>    |
| 53101     | Professional Services                            | 640                  | 0                    | 0                    | 0                    |
| 53201     | Accounting & Auditing                            | 0                    | 0                    | 0                    | 0                    |
| 53301     | Court Reporter Services                          | 0                    | 0                    | 0                    | 0                    |
| 53401     | Other Contractual Services                       | 5,152,732            | 5,548,870            | 3,586,781            | 3,586,781            |
| 53501     | Investigations                                   | 0                    | 0                    | 0                    | 0                    |
| 53601     | Pension Benefits                                 | 0                    | 0                    | 0                    | 0                    |
| 54001     | Travel & Per Diem                                | 2,341                | 155                  | 2,000                | 2,000                |
| 54101     | Communications                                   | 13,303               | 22,704               | 24,012               | 24,012               |
| 54201     | Postage & Freight                                | 0                    | 196                  | 210                  | 210                  |
| 54301     | Utility Services                                 | 23                   | 75                   | 90                   | 90                   |
| 54401     | Rentals & Leases                                 | 24,818               | 24,318               | 22,449               | 22,449               |
| 54501     | Insurance  | 0                    | 0                    | 0                    | 0                    |
| 54601     | Repair & Maintenance Services                    | 109,964              | 90,865               | 116,167              | 116,167              |
| 54701     | Printing & Binding                               | 88                   | 0                    | 75                   | 75                   |
| 54801     | Promotional Activities                           | 100                  | 0                    | 100                  | 100                  |
| 54901     | Other Current Charges & Obligations              | 245                  | 0                    | 47                   | 47                   |
| 54931     | Host Ordinance                                   | 104                  | 600                  | 710                  | 710                  |
| 55101     | Office Supplies                                  | 44,481               | 71,172               | 80,832               | 80,832               |
| 55201     | Operating Supplies                               | 204,837              | 308,122              | 348,399              | 348,399              |
| 55204     | Fuel   | 35,597               | 38,124               | 38,124               | 38,124               |
| 55401     | Books, Publications, Subscriptions & Memberships | 357                  | 977                  | 0                    | 0                    |
| 55501     | Training & Registrations                         | 0                    | 0                    | 977                  | 977                  |
| 55801     | Bad Debt   | 0                    | 0                    | 0                    | 0                    |
| 55901     | Depreciation                                     | 0                    | 0                    | 0                    | 0                    |
|           | OPERATING COSTS                                  | <u>5,589,629</u>     | <u>6,106,178</u>     | <u>4,220,973</u>     | <u>4,220,973</u>     |
| 56101     | Land   | 0                    | 0                    | 0                    | 0                    |
| 56201     | Buildings  | 0                    | 0                    | 0                    | 0                    |
| 56301     | Improvements Other Than Buildings                | 0                    | 0                    | 0                    | 0                    |
| 56401     | Machinery & Equipment                            | 131,136              | 0                    | 0                    | 0                    |
| 56501     | Construction in Progress                         | 0                    | 0                    | 0                    | 0                    |
| 56601     | Books, Publications & Library Materials          | 0                    | 0                    | 0                    | 0                    |
|           | CAPITAL OUTLAY                                   | <u>131,136</u>       | <u>0</u>             | <u>0</u>             | <u>0</u>             |
| 57101     | Principal  | 0                    | 0                    | 0                    | 0                    |
| 57201     | Interest   | 0                    | 0                    | 0                    | 0                    |
| 57301     | Other Debt Service Costs                         | 0                    | 0                    | 0                    | 0                    |
|           | DEBT SERVICE                                     | <u>0</u>             | <u>0</u>             | <u>0</u>             | <u>0</u>             |
| 58101     | Aids to Governmental Agencies                    | 0                    | 0                    | 0                    | 0                    |
| 58201     | Aids to Private Organizations                    | 0                    | 0                    | 0                    | 0                    |
| 58301     | Other Grants and Aids                            | 0                    | 0                    | 0                    | 0                    |
|           | GRANTS AND AIDS                                  | <u>0</u>             | <u>0</u>             | <u>0</u>             | <u>0</u>             |
| 59101     | Transfers  | 0                    | 0                    | 0                    | 0                    |
| 59801     | Reserves   | 0                    | 0                    | 0                    | 0                    |
|           | NON-OPERATING COSTS                              | <u>0</u>             | <u>0</u>             | <u>0</u>             | <u>0</u>             |
|           | TOTAL BUDGET                                     | <u>\$ 33,125,174</u> | <u>\$ 34,115,584</u> | <u>\$ 33,886,141</u> | <u>\$ 33,886,141</u> |
| RESOURCES |  |                      |                      |                      |                      |
|           | General Fund Revenues                            | \$ 33,125,174        | \$ 34,115,584        | \$ 33,886,141        | \$ 33,886,141        |
|           | TOTAL REVENUES                                   | <u>\$ 33,125,174</u> | <u>\$ 34,115,584</u> | <u>\$ 33,886,141</u> | <u>\$ 33,886,141</u> |

FUND: 001 - General  
 FUNCTION: Public Safety  
 ACTIVITY: Detention/Correction

DEPARTMENT: Corrections  
 DIVISION: Detention  
 COST CENTER: 290402 - Inmate Medical

| Account   | Title  | Actual<br>FY 18-19  | Adopted<br>FY 19-20 | Proposed<br>FY 20-21 | Adopted<br>FY 20-21 |
|-----------|--|---------------------|---------------------|----------------------|---------------------|
| 51101     | Executive Salaries                               | \$ 0                | \$ 0                | \$ 0                 | 0                   |
| 51201     | Regular Salaries & Wages                         | 2,253,041           | 2,720,406           | 2,895,624            | 2,899,185           |
| 51301     | Other Salaries & Wages                           | 0                   | 0                   | 0                    | 0                   |
| 51401     | Overtime   | 241,901             | 0                   | 0                    | 0                   |
| 51501     | Special pay                                      | 0                   | 46,002              | 37,841               | 37,841              |
| 52101     | FICA Taxes                                       | 192,075             | 211,631             | 224,412              | 224,685             |
| 52201     | Retirement Contributions                         | 274,538             | 283,329             | 340,655              | 346,949             |
| 52301     | Life & Health Insurance                          | 489,882             | 579,994             | 625,000              | 625,000             |
| 52401     | Workers' Compensation                            | 93,513              | 84,412              | 93,874               | 93,991              |
| 52501     | Unemployment Compensation                        | 0                   | 0                   | 0                    | 0                   |
|           | PERSONNEL COSTS                                  | <u>3,544,951</u>    | <u>3,925,774</u>    | <u>4,217,406</u>     | <u>4,227,651</u>    |
| 53101     | Professional Services                            | 1,966,437           | 1,967,566           | 2,358,000            | 2,347,755           |
| 53201     | Accounting & Auditing                            | 0                   | 0                   | 0                    | 0                   |
| 53301     | Court Reporter Services                          | 0                   | 0                   | 0                    | 0                   |
| 53401     | Other Contractual Services                       | 23,464              | 65,556              | 23,940               | 23,940              |
| 53501     | Investigations                                   | 0                   | 0                   | 0                    | 0                   |
| 53601     | Pension Benefits                                 | 0                   | 0                   | 0                    | 0                   |
| 54001     | Travel & Per Diem                                | 0                   | 0                   | 0                    | 0                   |
| 54101     | Communications                                   | 4,526               | 4,621               | 5,049                | 5,049               |
| 54201     | Postage & Freight                                | 99                  | 0                   | 100                  | 100                 |
| 54301     | Utility Services                                 | 0                   | 0                   | 0                    | 0                   |
| 54401     | Rentals & Leases                                 | 0                   | 0                   | 0                    | 0                   |
| 54501     | Insurance  | 0                   | 0                   | 0                    | 0                   |
| 54601     | Repair & Maintenance Services                    | 20,811              | 20,700              | 26,700               | 26,700              |
| 54701     | Printing & Binding                               | 0                   | 50                  | 75                   | 75                  |
| 54801     | Promotional Activities                           | 0                   | 0                   | 456                  | 456                 |
| 54901     | Other Current Charges & Obligations              | 689                 | 576                 | 7,938                | 7,938               |
| 54931     | Host Ordinance                                   | 0                   | 0                   | 0                    | 0                   |
| 55101     | Office Supplies                                  | 7,083               | 7,900               | 7,100                | 7,100               |
| 55201     | Operating Supplies                               | 1,523,008           | 1,525,961           | 1,626,545            | 1,626,545           |
| 55204     | Fuel   | 0                   | 0                   | 0                    | 0                   |
| 55401     | Books, Publications, Subscriptions & Memberships | 7,519               | 0                   | 0                    | 0                   |
| 55501     | Training & Registrations                         | 0                   | 0                   | 0                    | 0                   |
| 55801     | Bad Debt   | 0                   | 0                   | 0                    | 0                   |
| 55901     | Depreciation                                     | 0                   | 0                   | 0                    | 0                   |
|           | OPERATING COSTS                                  | <u>3,553,636</u>    | <u>3,592,930</u>    | <u>4,055,903</u>     | <u>4,045,658</u>    |
| 56101     | Land   | 0                   | 0                   | 0                    | 0                   |
| 56201     | Buildings  | 0                   | 0                   | 0                    | 0                   |
| 56301     | Improvements Other Than Buildings                | 0                   | 0                   | 0                    | 0                   |
| 56401     | Machinery & Equipment                            | 6,136               | 0                   | 0                    | 0                   |
| 56501     | Construction in Progress                         | 0                   | 0                   | 0                    | 0                   |
| 56601     | Books, Publications & Library Materials          | 0                   | 0                   | 0                    | 0                   |
|           | CAPITAL OUTLAY                                   | <u>6,136</u>        | <u>0</u>            | <u>0</u>             | <u>0</u>            |
| 57101     | Principal  | 0                   | 0                   | 0                    | 0                   |
| 57201     | Interest   | 0                   | 0                   | 0                    | 0                   |
| 57301     | Other Debt Service Costs                         | 0                   | 0                   | 0                    | 0                   |
|           | DEBT SERVICE                                     | <u>0</u>            | <u>0</u>            | <u>0</u>             | <u>0</u>            |
| 58101     | Aids to Governmental Agencies                    | 0                   | 0                   | 0                    | 0                   |
| 58201     | Aids to Private Organizations                    | 0                   | 0                   | 0                    | 0                   |
| 58301     | Other Grants and Aids                            | 0                   | 0                   | 0                    | 0                   |
|           | GRANTS AND AIDS                                  | <u>0</u>            | <u>0</u>            | <u>0</u>             | <u>0</u>            |
| 59101     | Transfers  | 0                   | 0                   | 0                    | 0                   |
| 59801     | Reserves   | 0                   | 0                   | 0                    | 0                   |
|           | NON-OPERATING COSTS                              | <u>0</u>            | <u>0</u>            | <u>0</u>             | <u>0</u>            |
|           | TOTAL BUDGET                                     | <u>\$ 7,104,722</u> | <u>\$ 7,518,704</u> | <u>\$ 8,273,309</u>  | <u>\$ 8,273,309</u> |
| RESOURCES |  |                     |                     |                      |                     |
|           | General Fund Revenues                            | \$ 7,104,722        | \$ 7,518,704        | \$ 8,273,309         | \$ 8,273,309        |
|           | TOTAL REVENUES                                   | <u>\$ 7,104,722</u> | <u>\$ 7,518,704</u> | <u>\$ 8,273,309</u>  | <u>\$ 8,273,309</u> |



FUND: Detention/Jail Commissary  
 FUNCTION: Public Safety  
 ACTIVITY: 111 - Detention/Correction

BUREAU: Corrections  
 DIVISION: Detention  
 COST CENTER: 290406 - Jail Commissary


| Account   | Title  | Actual<br>FY 18-19  | Adopted<br>FY 19-20 | Proposed<br>FY 20-21 | Adopted<br>FY 20-21 |
|-----------|--|---------------------|---------------------|----------------------|---------------------|
| 51101     | Executive Salaries                               | \$ 0                | \$ 0                | \$ 0                 | 0                   |
| 51201     | Regular Salaries & Wages                         | 319,154             | 329,524             | 326,268              | 326,268             |
| 51301     | Other Salaries & Wages                           | 0                   | 1,560               | 1,560                | 1,560               |
| 51401     | Overtime   | 0                   | 0                   | 1,500                | 1,500               |
| 51501     | Special pay                                      | 0                   | 0                   | 0                    | 0                   |
| 52101     | FICA Taxes                                       | 24,416              | 25,329              | 25,194               | 25,194              |
| 52201     | Retirement Contributions                         | 27,957              | 31,392              | 36,749               | 36,749              |
| 52301     | Life & Health Insurance                          | 95,453              | 80,000              | 80,000               | 80,000              |
| 52401     | Workers' Compensation                            | 10,269              | 8,879               | 10,880               | 10,880              |
| 52501     | Unemployment Compensation                        | 0                   | 0                   | 0                    | 0                   |
|           | PERSONNEL COSTS                                  | <u>477,249</u>      | <u>476,684</u>      | <u>482,151</u>       | <u>482,151</u>      |
| 53101     | Professional Services                            | 185,191             | 186,506             | 344,146              | 344,146             |
| 53201     | Accounting & Auditing                            | 0                   | 0                   | 0                    | 0                   |
| 53301     | Court Reporter Services                          | 0                   | 0                   | 0                    | 0                   |
| 53401     | Other Contractual Services                       | 31,391              | 3,962               | 3,600                | 3,600               |
| 53501     | Investigations                                   | 0                   | 0                   | 0                    | 0                   |
| 53601     | Pension Benefits                                 | 0                   | 0                   | 0                    | 0                   |
| 54001     | Travel & Per Diem                                | 0                   | 0                   | 0                    | 0                   |
| 54101     | Communications                                   | 6,871               | 7,495               | 8,167                | 8,167               |
| 54201     | Postage & Freight                                | 3,658               | 2,770               | 4,270                | 4,270               |
| 54301     | Utility Services                                 | 0                   | 0                   | 4,620                | 4,620               |
| 54401     | Rentals & Leases                                 | 1,146               | 2,292               | 2,292                | 2,292               |
| 54501     | Insurance  | 5,287               | 5,686               | 8,205                | 8,205               |
| 54601     | Repair & Maintenance Services                    | 55,736              | 60,399              | 33,150               | 33,150              |
| 54701     | Printing & Binding                               | 2,024               | 2,509               | 2,509                | 2,509               |
| 54801     | Promotional Activities                           | 0                   | 0                   | 0                    | 0                   |
| 54901     | Other Current Charges & Obligations              | 5,580               | 0                   | 0                    | 0                   |
| 54931     | Host Ordinance                                   | 72                  | 600                 | 0                    | 0                   |
| 55101     | Office Supplies                                  | 3,494               | 3,727               | 3,750                | 3,750               |
| 55201     | Operating Supplies                               | 418,085             | 347,625             | 319,648              | 319,648             |
| 55301     | Road Materials & Supplies                        | 0                   | 0                   | 0                    | 0                   |
| 55401     | Books, Publications, Subscriptions & Memberships | 0                   | 0                   | 0                    | 0                   |
| 55501     | Training & Registrations                         | 0                   | 0                   | 0                    | 0                   |
| 55801     | Bad Debt   | 0                   | 0                   | 0                    | 0                   |
| 55901     | Depreciation                                     | 0                   | 0                   | 0                    | 0                   |
|           | OPERATING COSTS                                  | <u>718,535</u>      | <u>623,571</u>      | <u>734,357</u>       | <u>734,357</u>      |
| 56101     | Land   | 0                   | 0                   | 0                    | 0                   |
| 56201     | Buildings  | 0                   | 0                   | 0                    | 0                   |
| 56301     | Improvements Other Than Buildings                | 0                   | 0                   | 0                    | 0                   |
| 56401     | Machinery & Equipment                            | 437,498             | 0                   | 0                    | 0                   |
| 56501     | Construction in Progress                         | 0                   | 0                   | 0                    | 0                   |
| 56601     | Books, Publications & Library Materials          | 0                   | 0                   | 0                    | 0                   |
|           | CAPITAL OUTLAY                                   | <u>437,498</u>      | <u>0</u>            | <u>0</u>             | <u>0</u>            |
| 57101     | Principal  | 0                   | 0                   | 0                    | 0                   |
| 57201     | Interest   | 0                   | 0                   | 0                    | 0                   |
| 57301     | Other Debt Service Costs                         | 0                   | 0                   | 0                    | 0                   |
|           | DEBT SERVICE                                     | <u>0</u>            | <u>0</u>            | <u>0</u>             | <u>0</u>            |
| 58101     | Aids to Governmental Agencies                    | 0                   | 0                   | 0                    | 0                   |
| 58201     | Aids to Private Organizations                    | 0                   | 0                   | 0                    | 0                   |
| 58301     | Other Grants and Aids                            | 0                   | 0                   | 0                    | 0                   |
|           | GRANTS AND AIDS                                  | <u>0</u>            | <u>0</u>            | <u>0</u>             | <u>0</u>            |
| 59101     | Transfers  | 0                   | 0                   | 0                    | 0                   |
| 59801     | Reserves   | 0                   | 134,745             | 113,492              | 113,492             |
|           | NON-OPERATING COSTS                              | <u>0</u>            | <u>134,745</u>      | <u>113,492</u>       | <u>113,492</u>      |
|           | TOTAL BUDGET                                     | <u>\$ 1,633,282</u> | <u>\$ 1,235,000</u> | <u>\$ 1,330,000</u>  | <u>\$ 1,330,000</u> |
| RESOURCES |  |                     |                     |                      |                     |
|           | Inmate Commissary Revenues                       | \$ 1,633,282        | \$ 1,235,000        | \$ 1,330,000         | \$ 1,330,000        |
|           | TOTAL REVENUES                                   | <u>\$ 1,633,282</u> | <u>\$ 1,235,000</u> | <u>\$ 1,330,000</u>  | <u>\$ 1,330,000</u> |

FUND: 311-Series 2017 Project Fund  
 FUNCTION: County Central Booking & Detention Facility  
 ACTIVITY: E-Public Buildings & Equipment

DEPARTMENT: Board of County Commissioners  
 DIVISION: Non-Departmental  
 COST CENTER: 290408 - County Jail Facility

| Account   | Title  | Actual<br>FY 18-19 | Adopted<br>FY 19-20 | Proposed<br>FY 20-21 | Adopted<br>FY 20-21 |
|-----------|--|--------------------|---------------------|----------------------|---------------------|
| 51101     | Executive Salaries                               | \$ 0               | \$ 0                | \$ 0                 | 0                   |
| 51201     | Regular Salaries & Wages                         | 0                  | 0                   | 0                    | 0                   |
| 51301     | Other Salaries & Wages                           | 0                  | 0                   | 0                    | 0                   |
| 51401     | Overtime   | 0                  | 0                   | 0                    | 0                   |
| 51501     | Special pay                                      | 0                  | 0                   | 0                    | 0                   |
| 52101     | FICA Taxes                                       | 0                  | 0                   | 0                    | 0                   |
| 52201     | Retirement Contributions                         | 0                  | 0                   | 0                    | 0                   |
| 52301     | Life & Health Insurance                          | 0                  | 0                   | 0                    | 0                   |
| 52401     | Workers' Compensation                            | 0                  | 0                   | 0                    | 0                   |
| 52501     | Unemployment Compensation                        | 0                  | 0                   | 0                    | 0                   |
|           | PERSONNEL COSTS                                  | 0                  | 0                   | 0                    | 0                   |
| 53101     | Professional Services                            | 20,939             | 0                   | 0                    | 0                   |
| 53201     | Accounting & Auditing                            | 0                  | 0                   | 0                    | 0                   |
| 53301     | Court Reporter Services                          | 0                  | 0                   | 0                    | 0                   |
| 53401     | Other Contractual Services                       | 0                  | 0                   | 0                    | 0                   |
| 53501     | Investigations                                   | 0                  | 0                   | 0                    | 0                   |
| 53601     | Pension Benefits                                 | 0                  | 0                   | 0                    | 0                   |
| 54001     | Travel & Per Diem                                | 0                  | 0                   | 0                    | 0                   |
| 54101     | Communications                                   | 0                  | 0                   | 0                    | 0                   |
| 54201     | Freight & Postage Services                       | 116                | 0                   | 0                    | 0                   |
| 54301     | Utility Services                                 | 0                  | 0                   | 0                    | 0                   |
| 54401     | Rentals & Leases                                 | 0                  | 0                   | 0                    | 0                   |
| 54501     | Insurance  | 0                  | 0                   | 0                    | 0                   |
| 54601     | Repair & Maintenance Services                    | 487,611            | 0                   | 0                    | 0                   |
| 54701     | Printing & Binding                               | 0                  | 0                   | 0                    | 0                   |
| 54801     | Promotional Activities                           | 0                  | 0                   | 0                    | 0                   |
| 54901     | Other Current Charges & Obligations              | 0                  | 0                   | 0                    | 0                   |
| 55101     | Office Supplies                                  | 0                  | 0                   | 0                    | 0                   |
| 55201     | Operating Supplies                               | 0                  | 0                   | 0                    | 0                   |
| 55301     | Road Materials & Supplies                        | 0                  | 0                   | 0                    | 0                   |
| 55401     | Books, Publications, Subscriptions & Memberships | 0                  | 0                   | 0                    | 0                   |
| 55801     | Bad Debt   | 0                  | 0                   | 0                    | 0                   |
| 55901     | Depreciation                                     | 0                  | 0                   | 0                    | 0                   |
|           | OPERATING COSTS                                  | 508,666            | 0                   | 0                    | 0                   |
| 56101     | Land   | 15,000             | 0                   | 25,000               | 25,000              |
| 56201     | Buildings  | 58,084,920         | 0                   | 13,051,000           | 13,051,000          |
| 56269     | Building Year End Accrual                        | 6,960              | 0                   | 0                    | 0                   |
| 56301     | Improvements Other Than Buildings                | 999,862            | 0                   | 2,900,000            | 2,900,000           |
| 56401     | Machinery & Equipment                            | 12,649             | 0                   | 2,600,000            | 2,600,000           |
| 56501     | Construction in Progress                         | 0                  | 0                   | 0                    | 0                   |
| 56601     | Books, Publications & Library Materials          | 0                  | 0                   | 0                    | 0                   |
|           | CAPITAL OUTLAY                                   | 59,119,391         | 0                   | 18,576,000           | 18,576,000          |
| 57101     | Principal  | 0                  | 0                   | 0                    | 0                   |
| 57201     | Interest   | 0                  | 0                   | 0                    | 0                   |
| 57301     | Other Debt Service Costs                         | 0                  | 0                   | 0                    | 0                   |
|           | DEBT SERVICE                                     | 0                  | 0                   | 0                    | 0                   |
| 58101     | Aids to Governmental Agencies                    | 0                  | 0                   | 0                    | 0                   |
| 58201     | Aids to Private Organizations                    | 0                  | 0                   | 0                    | 0                   |
| 58301     | Other Grants and Aids                            | 0                  | 0                   | 0                    | 0                   |
|           | GRANTS AND AIDS                                  | 0                  | 0                   | 0                    | 0                   |
| 59101     | Transfers  | 0                  | 0                   | 0                    | 0                   |
| 59801     | Reserves   | 0                  | 0                   | 0                    | 0                   |
|           | NON-OPERATING COSTS                              | 0                  | 0                   | 0                    | 0                   |
|           | TOTAL BUDGET                                     | \$ 59,628,057      | \$ 0                | \$ 18,576,000        | \$ 18,576,000       |
| RESOURCES |  |                    |                     |                      |                     |
|           | Grant Revenue                                    | \$ 26,837,517      | \$ 0                | \$ 0                 | 0                   |
|           | Fund Balance                                     | 32,790,540         | 0                   | 18,576,000           | 18,576,000          |
|           | TOTAL REVENUES                                   | \$ 59,628,057      | \$ 0                | \$ 18,576,000        | \$ 18,576,000       |

# DEVELOPMENT SERVICES DEPARTMENT



**T**he Escambia County Development Services Department is comprised of three divisions: Development Review, Planning and Zoning and Geographic Information Systems. The department provides educational opportunities to the public and business communities by hosting numerous workshops and meetings at locations throughout the community to provide information and answer questions for citizens, contractors and developers regarding the many projects, tasks and assignments for which it is responsible.

# Objectives

## Development Review Division

- Reviews and approves site plans and subdivisions, maintaining an initial 10 day or less site plan review time for projects, in accordance with the revised Escambia County Land Development Code, while educating the public and community on the revised LDC to promote economic development, and provides land use information to various governmental agencies and business entities, such as real estate association and banking/lending institutions

## Planning and Zoning Division

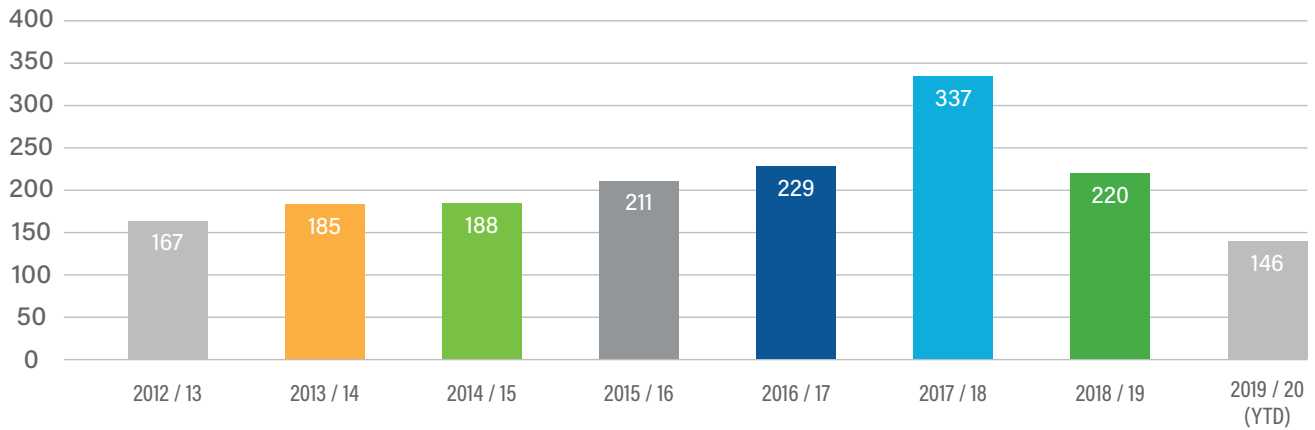
- Comprised of project management, comprehensive planning and administrative services, this Division provides coordination and oversight of all planning functions and timely and effective planning information for orderly growth within Escambia County
- Administers and oversees budget and expenditures to ensure conformity with approved resources for long-range planning projects, while monitoring federal/state legislation impacting municipal governmental planning activities
- Promotes implementation of The Escambia County Comprehensive Plan 2030, including process evaluation and amendments; provides coordination for long-range planning projects and issues; develops and implements long-range plans as approved by the BOCC; prepares presentations, reports and recommendations for special planning initiatives directed by the BOCC or State Statutes; and drafts land use ordinances for recommendation to Planning Board/final approval from BOCC
- Reviews/processes re-zonings/Planned Unit Developments, small and large map amendments, and variance/administrative appeals/conditional use requests; processes/reviews development agreements; monitors development on barrier islands (Pensacola Beach and Perdido Key); provides planning support for long-range planning projects, such as the Perdido Key Master Plan; assists other divisions/departments with creation/processing of land development regulations for special study areas; provides full staff support to Planning Board and Board of Adjustment; and provides planning and zoning information to Escambia County Citizens

## Geographic Information Systems (GIS) Division

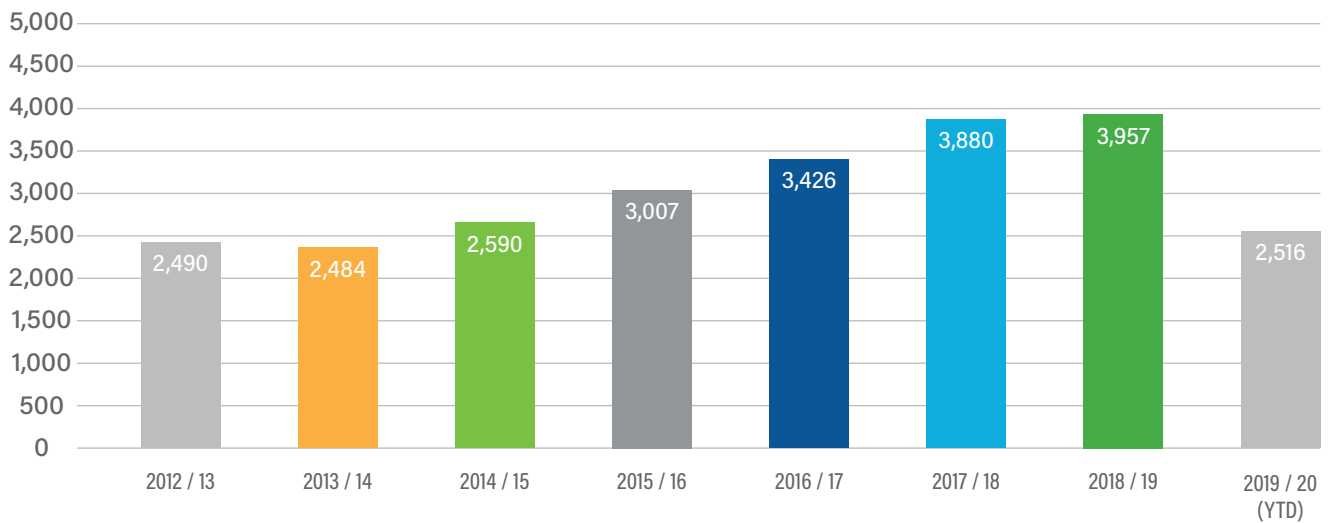
- Ensures all data is up-to-date and functioning with all county users' programs including Public Works (LUCITY), Building Inspections, Planning & Zoning (My Permit Now) and Public Safety (WebEOC)
- Manages easy-to-use damage assessment tools to assist agencies in reducing potential short- and long-term impacts of any disaster; educates users to maintain data determined in their realm of responsibility and need, evaluates data, and certifies as suitable to serve multi-agency purposes/needs
- Reviews products, methods and materials for use in analyses and ensures analyses results provide comprehensive visible reports (less paper and more digital products) to improve the decision-making process
- Initiates outside agency partnerships and programs toward GIS data development and management to reduce costs

# Accomplishments

## Total Cases Processed



## Total Permits Issued



**NOTE:** 2019 - 20 YTD numbers are skewed due to cancellation of Mar/Apr Board of Adjustment and Apr/May Planning Board Meetings and closure of county offices as a result of COVID19.

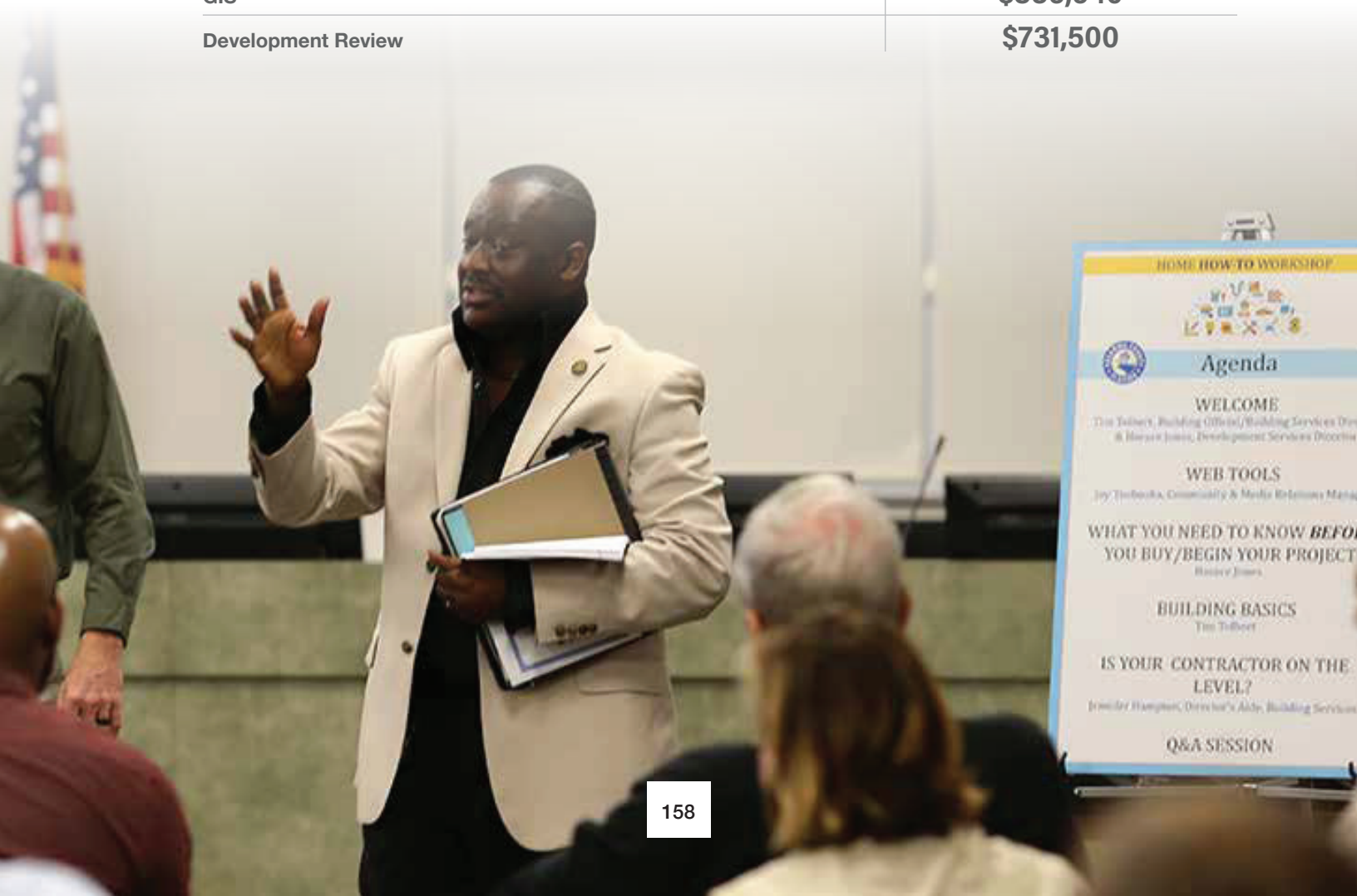
# Accomplishments

- Production:**
- 600 Project Reviews
  - 130 Development Orders
  - 19 Planning Board and Board of Adjustment Cases
  - 150 Development Reviews
  - 2,500 Permits Issued

- Geographic Information Systems**
- Mapping ECAT bus stops and routes
  - Developing public webmap of DRC project locations with links to Information
  - Mapping MSBU areas

**FUNDING PRIORITIES FY 2020 – 21**

| Major Issues Funded           | Amount      |
|-------------------------------|-------------|
| Permitting, Planning & Zoning | \$1,264,890 |
| GIS                           | \$356,640   |
| Development Review            | \$731,500   |







# Performance Measures

|   | FY 2017 / 2018<br>Actual | FY 2018 / 2019<br>Actual | FY 2019 / 2020<br>(Estimate) | FY 2020 / 2021<br>(Estimate) |
|---|--------------------------|--------------------------|------------------------------|------------------------------|
| <b>DEVELOPMENT REVIEW DIVISION</b>  |                          |                          |                              |                              |
| Number of Land Use approvals for fences, docks, land disturbing permits, site inspections, billboards and alcohol | 2700                     | 2660                     | 2740                         | 2800                         |
| Board of Adjustment; i.e., variances, conditional use requests and administrative appeals                         | 34                       | 19                       | 13                           | 17                           |
| Development Orders Issued   | 166                      | 210                      | 140                          | 170                          |
| <b>PLANNING AND ZONING DIVISION</b>   |                          |                          |                              |                              |
| Number of Re-zonings, Small & Large Scale Amendments, LDC Ordinances & Planning Board Interpretations             | 23                       | 36                       | 15                           | 26                           |
| <b>GEOGRAPHIC INFORMATION SYSTEMS (GIS) DIVISION</b>  |                          |                          |                              |                              |
| Number of of map requests*  | 1500+                    | 1460                     | 1125                         | 1125                         |
| Number of data requests**   | 1450+                    | 1492                     | 1125                         | 1125                         |
| Number of addresses issued***   | 1800+                    | 2388                     | 1500                         | 1500                         |

\*Map requests have increased due to a more aggressive approach to escheated and county-owned property studies. Numbers have been adjusted to account for potential effects of COVID-19.

\*\*Data requests seem to be increasing due to projects such as Beulah Beltway, Carpenter Creek Basin Master Plan, and Beulah Master Plan. Numbers have been adjusted to account for potential effects of COVID-19.

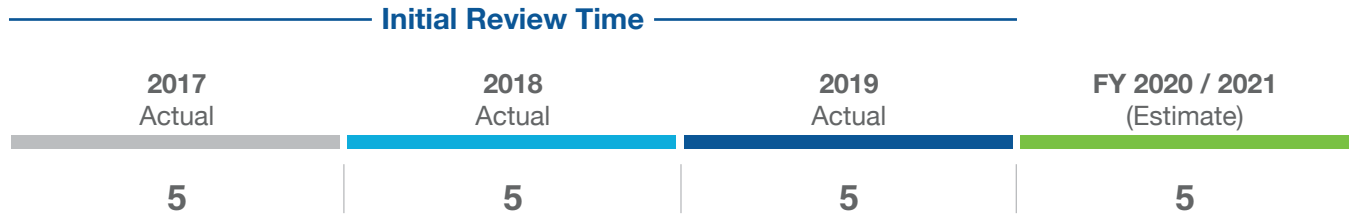
\*\*\*Address issuance has increased due to a rise in development - many issued are within subdivisions. Numbers have been adjusted to account for potential effects of COVID-19.



# Benchmark Data

## DEVELOPMENT REVIEW DIVISION

Standard Review 10 Days




Sources: Development Review Monthly Recap Reports: FY 2016-17; FY 2017-18; FY 2018-19; FY 2019-20 (YTD)

## GEOGRAPHIC INFORMATION SYSTEMS (GIS) DIVISION

| Response Time Frames      | Maps & Data |                   | Addresses  |                     |
|---------------------------|-------------|-------------------|------------|---------------------|
|                           | Total Days  | % Filled Same Day | Total Days | % Assigned Same Day |
| 2017 – 2018 Actual        | 1 - 3       | 95%               | 1 - 2      | 95%                 |
| 2018 - 2019 Actual        | 1 - 3       | 95%               | 1 - 2      | 95%                 |
| 2019 – 2020 (Oct. – Mar.) | 1 - 3       | 95%               | 1 - 2      | 95%                 |

Sources: GIS Recap Reports: FY 2017-18; FY 2018-19; FY 2019-20 (YTD)



# Advisory Boards

### Development Review and Planning & Zoning Divisions

- Planning Board
- Board of Adjustment

### Geographic Information Systems (GIS) Division

- GIS Steering Committee
- Northwest Florida GIS Users Group
- Local Surveyor, Property Appraisal and Environmental Organizations Committee
- The Florida State University System
- The Florida Division of Emergency Management





# Statutory Responsibilities

## **DEVELOPMENT REVIEW DIVISION**

Florida Statutes: Chapter 163 “Comprehensive Planning,” Chapter 163 “Development Agreements,” Chapter 125.66, Chapter 380; Chapter 186 & Chapter 187; Escambia County Land Development Code and 2030 Comprehensive Plan of Escambia County.

## **PLANNING & ZONING DIVISION**

Florida Statutes: Chapter 163 “Comprehensive Planning,” Chapter 163 “Development Agreements,” Chapter 125.66, Chapter 380; Chapter 186 & Chapter 187; Escambia County Land Development Code and 2030 Comprehensive Plan of Escambia County.

## **GEOGRAPHIC INFORMATION SYSTEMS (GIS) DIVISION**

Florida Statutes: Chapter 163 “Comprehensive Planning,” Chapter 163 “Development Agreements,” Chapter 125.66, Chapter 380; Chapter 186 & Chapter 187; Escambia County Land Development Code and 2030 Comprehensive Plan of Escambia County; Real Estate Disclosure Ordinance; Air Installation Ordinances and Postal Service Address Mailbox Kiosks Regs.





# Significant Changes for FY 2020 - 21

## Planning & Zoning Division

Fine tuning of updated zoning categories and LDC changes.

## Geographic Information Systems (GIS) Division

The GIS Division is taking a more proactive role in the community by providing online access to GIS. A newly purchased camera truck for filming and mapping stormwater facilities and infrastructure will involve a great deal of participation from the GIS Division and hopefully more trained GIS staff will be available in the Public Works Department. It is also the GIS Division's intent to create and maintain data from the Budget Office for parcels within the MSBU areas so that staff will have analysis and viewing capabilities to determine funding capacity for the specific MSBU purposes. An emphasis will need to be placed on the address and street centerline data accuracy and completeness due to the upcoming implementation of the NextGen 911 System at Public Safety. The system will rely more than ever on the county's GIS data. A more geographic component will be set up in the E911 system allowing better analysis capabilities for calls and emergency response studies. A data collection effort will also be underway to map underground infrastructure for the Sunshine811 call system to protect underground utilities before digging takes place. Staff is planning an enhanced merger of forces to provide future capital projects data for the purpose of interagency project coordination, which will include traffic and pedestrian improvements, utility installation plans and coordination efforts as development throughout the county has increased substantially.



## Goals

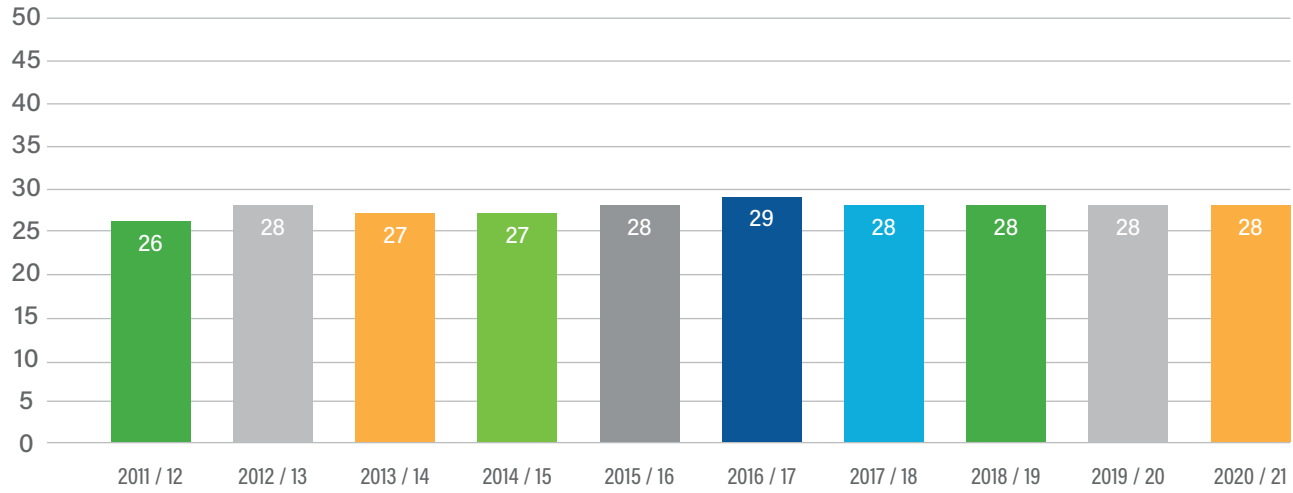
Through proper administration and enforcement of federal, state and county-adopted laws and Ordinances, the Development Services Department goals are:

- To provide quality, knowledgeable, efficient and helpful service to Escambia County citizens and the community
- To serve the development, planning, zoning and GIS needs of residents, contractors and developers with the highest priority and excellent customer service
- To safeguard life, health, property and public welfare by administering and ensuring compliance with Escambia County's LDC and Comprehensive Plan
- To promote, educate and simplify GIS use and standardized data for seamless operation with all recently implemented spatial data-dependent systems and recruit additional personnel who will utilize these systems as standard practice
- To safeguard life, health, property and public welfare by producing teams compatible with federal, state and local disaster readiness programs

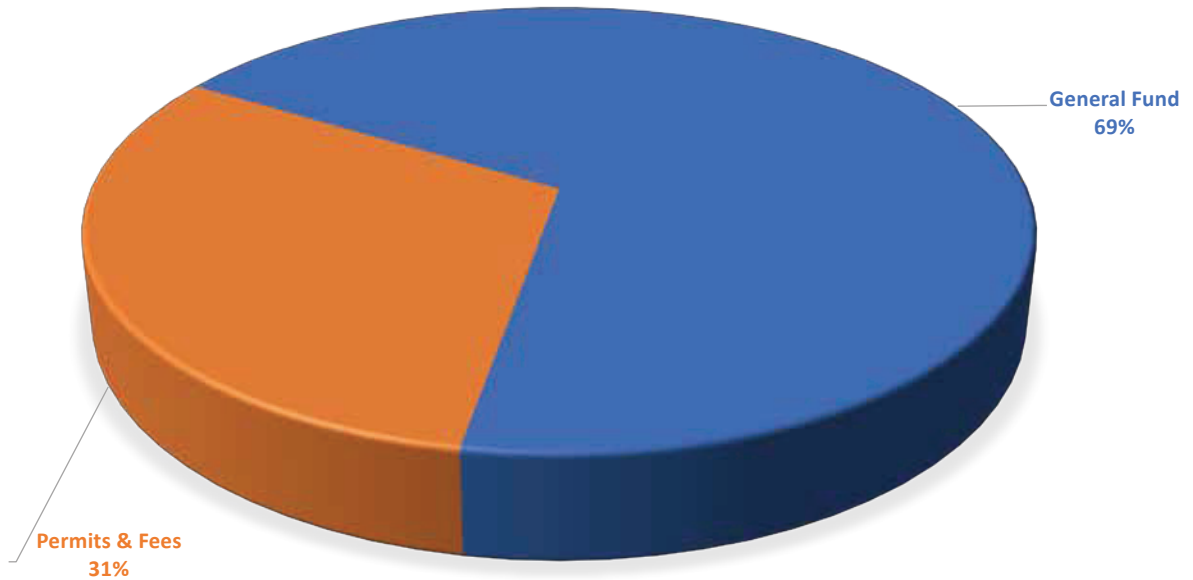
**STAFFING ALLOCATION**

| <b>Position Classification</b>       | <b>Pay Grade</b> | <b>2018-19 Authorized</b> | <b>2019-20 Authorized</b> | <b>2020-21 Adopted</b> |
|--------------------------------------|------------------|---------------------------|---------------------------|------------------------|
| <b>Planning and Zoning</b>           |                  |                           |                           |                        |
| Administrative Assistant             | B22              | 1                         | 1                         | 1                      |
| Administrative Supervisor            | B31              | 1                         | 1                         | 1                      |
| Customer Service Technician          | A13              | 2                         | 2                         | 2                      |
| Department Director II               | E82              | 1                         | 1                         | 1                      |
| Development Services Manager         | D63              | 1                         | 1                         | 1                      |
| Director's Aide                      | B32              | 1                         | 1                         | 1                      |
| Environmental Analyst                | C42              | 1                         | 1                         | 1                      |
| Senior Office Support Assistant      | A12              | 2                         | 2                         | 2                      |
| Senior Urban Planner                 | C43              | 2                         | 2                         | 2                      |
| Urban Planner I                      | C41              | 1                         | 1                         | 1                      |
| Urban Planner II                     | C42A             | 3                         | 3                         | 3                      |
| <b>TOTAL</b>                         |                  | <b>16</b>                 | <b>16</b>                 | <b>16</b>              |
| <b>Development Review</b>            |                  |                           |                           |                        |
| <b>DRC</b>                           |                  |                           |                           |                        |
| Building Code Inspections Supervisor | B31              | 1                         | 1                         | 1                      |
| Engineering Project Coordinator      | C41              | 1                         | 1                         | 1                      |
| Engineering Technician               | B22              | 3                         | 3                         | 3                      |
| Inspections Supervisor               | B31              | 0                         | 0                         | 0                      |
| Senior Urban Planner                 | C43              | 1                         | 1                         | 1                      |
| Urban Planner II                     | C42A             | 1                         | 1                         | 1                      |
| <b>TOTAL</b>                         |                  | <b>7</b>                  | <b>7</b>                  | <b>7</b>               |
| <b>GIS</b>                           |                  |                           |                           |                        |
| Division Manager                     | D63              | 1                         | 1                         | 1                      |
| GIS Analyst                          | C41              | 2                         | 2                         | 2                      |
| GIS Technician                       | B22              | 2                         | 2                         | 2                      |
| <b>TOTAL</b>                         |                  | <b>5</b>                  | <b>5</b>                  | <b>5</b>               |
| <b>DEPARTMENT TOTAL</b>              |                  | <b>28</b>                 | <b>28</b>                 | <b>28</b>              |

# Employees



## Revenue Funding: \$2.4M



FUND: 001 - General  
 FUNCTION: General Government  
 ACTIVITY: Comprehensive Planning

DEPARTMENT: Development Services  
 DIVISION: Planning & Zoning  
 COST CENTER: 240201 - Planning & Zoning

| Account   | Title                                   | Actual<br>FY 18-19  | Adopted<br>FY 19-20 | Proposed<br>FY 20-21 | Adopted<br>FY 20-21 |
|-----------|---|---------------------|---------------------|----------------------|---------------------|
| 51101     | Executive Salaries                      | \$ 0                | \$ 0                | \$ 0                 | 0                   |
| 51201     | Regular Salaries & Wages                | 824,431             | 844,572             | 841,199              | 841,199             |
| 51301     | Other Salaries & Wages                  | 0                   | 0                   | 0                    | 0                   |
| 51401     | Overtime                                | 1,954               | 0                   | 0                    | 0                   |
| 51501     | Special pay                             | 4,800               | 4,800               | 4,800                | 4,800               |
| 52101     | FICA Taxes                              | 63,668              | 64,978              | 64,719               | 64,719              |
| 52201     | Retirement Contributions                | 85,638              | 93,615              | 107,191              | 107,191             |
| 52301     | Life & Health Insurance                 | 203,131             | 160,000             | 160,000              | 160,000             |
| 52401     | Workers' Compensation                   | 2,480               | 1,921               | 2,056                | 2,056               |
| 52501     | Unemployment Compensation               | 0                   | 0                   | 0                    | 0                   |
|           | PERSONNEL COSTS                         | <u>1,186,102</u>    | <u>1,169,886</u>    | <u>1,179,965</u>     | <u>1,179,965</u>    |
| 53101     | Professional Services                   | 5,450               | 9,100               | 9,100                | 9,100               |
| 53201     | Accounting & Auditing                   | 0                   | 0                   | 0                    | 0                   |
| 53301     | Court Reporter Services                 | 15,217              | 14,000              | 14,000               | 14,000              |
| 53401     | Other Contractual Services              | 2,400               | 1,530               | 1,530                | 1,530               |
| 53501     | Investigations                          | 0                   | 0                   | 0                    | 0                   |
| 53601     | Pension Benefits                        | 0                   | 0                   | 0                    | 0                   |
| 54001     | Travel & Per Diem                       | 1,641               | 3,000               | 3,000                | 3,000               |
| 54101     | Communications                          | 2,581               | 3,000               | 3,000                | 3,000               |
| 54201     | Postage & Freight                       | 1,114               | 2,500               | 2,500                | 2,500               |
| 54301     | Utility Services                        | 0                   | 0                   | 0                    | 0                   |
| 54401     | Rentals & Leases                        | 0                   | 1,168               | 1,168                | 1,168               |
| 54501     | Insurance                               | 0                   | 507                 | 1,978                | 1,978               |
| 54601     | Repair & Maintenance Services           | 1,060               | 1,588               | 1,629                | 1,629               |
| 54701     | Printing & Binding                      | 6,184               | 4,000               | 4,000                | 4,000               |
| 54801     | Promotional Activities                  | 0                   | 0                   | 0                    | 0                   |
| 54901     | Other Current Charges & Obligations     | 14,651              | 26,000              | 26,000               | 26,000              |
| 54931     | Host Ordinance Items                    | 0                   | 1,500               | 1,500                | 1,500               |
| 55101     | Office Supplies                         | 5,683               | 6,000               | 6,000                | 6,000               |
| 55201     | Operating Supplies                      | 2,326               | 7,120               | 4,320                | 4,320               |
| 55204     | Fuel                                    | 137                 | 300                 | 300                  | 300                 |
| 55401     | Books, Pubs, & Subs                     | 3,266               | 2,500               | 3,200                | 3,200               |
| 55501     | Training & Registrations                | 2,385               | 1,700               | 1,700                | 1,700               |
| 55801     | Bad Debt                                | 0                   | 0                   | 0                    | 0                   |
| 55901     | Depreciation                            | 0                   | 0                   | 0                    | 0                   |
|           | OPERATING COSTS                         | <u>64,095</u>       | <u>85,513</u>       | <u>84,925</u>        | <u>84,925</u>       |
| 56101     | Land                                    | 0                   | 0                   | 0                    | 0                   |
| 56201     | Buildings                               | 0                   | 0                   | 0                    | 0                   |
| 56301     | Improvements Other Than Buildings       | 0                   | 0                   | 0                    | 0                   |
| 56401     | Machinery & Equipment                   | 0                   | 0                   | 0                    | 0                   |
| 56501     | Construction in Progress                | 0                   | 0                   | 0                    | 0                   |
| 56601     | Books, Publications & Library Materials | 0                   | 0                   | 0                    | 0                   |
|           | CAPITAL OUTLAY                          | <u>0</u>            | <u>0</u>            | <u>0</u>             | <u>0</u>            |
| 57101     | Principal                               | 0                   | 0                   | 0                    | 0                   |
| 57201     | Interest                                | 0                   | 0                   | 0                    | 0                   |
| 57301     | Other Debt Service Costs                | 0                   | 0                   | 0                    | 0                   |
|           | DEBT SERVICE                            | <u>0</u>            | <u>0</u>            | <u>0</u>             | <u>0</u>            |
| 58101     | Aids to Governmental Agencies           | 0                   | 0                   | 0                    | 0                   |
| 58201     | Aids to Private Organizations           | 0                   | 0                   | 0                    | 0                   |
| 58301     | Other Grants and Aids                   | 0                   | 0                   | 0                    | 0                   |
|           | GRANTS AND AIDS                         | <u>0</u>            | <u>0</u>            | <u>0</u>             | <u>0</u>            |
| 59101     | Transfers                               | 0                   | 0                   | 0                    | 0                   |
| 59801     | Reserves                                | 0                   | 0                   | 0                    | 0                   |
|           | NON-OPERATING COSTS                     | <u>0</u>            | <u>0</u>            | <u>0</u>             | <u>0</u>            |
|           | TOTAL BUDGET                            | <u>\$ 1,250,197</u> | <u>\$ 1,255,399</u> | <u>\$ 1,264,890</u>  | <u>\$ 1,264,890</u> |
| RESOURCES |   |                     |                     |                      |                     |
|           | General Fund Revenues                   | \$ 1,250,197        | \$ 1,255,399        | \$ 1,264,890         | \$ 1,264,890        |
|           | DRC Fees                                | 0                   | 0                   | 0                    | 0                   |
|           | Miscellaneous Fees                      | 0                   | 0                   | 0                    | 0                   |
|           | TOTAL REVENUES                          | <u>\$ 1,250,197</u> | <u>\$ 1,255,399</u> | <u>\$ 1,264,890</u>  | <u>\$ 1,264,890</u> |

FUND: 001 - General  
 FUNCTION: General Government  
 ACTIVITY: Finance & Administrative

DEPARTMENT: Development Services  
 DIVISION: Geographic Information Systems  
 COST CENTER: 240401 - Geographic Information Systems

| Account   | Title  | Actual<br>FY 18-19 | Adopted<br>FY 19-20 | Proposed<br>FY 20-21 | Adopted<br>FY 20-21 |
|-----------|--|--------------------|---------------------|----------------------|---------------------|
| 51101     | Executive Salaries                               | \$ 0               | \$ 0                | \$ 0                 | 0                   |
| 51201     | Regular Salaries & Wages                         | 302,295            | 285,668             | 237,849              | 237,849             |
| 51301     | Other Salaries & Wages                           | 0                  | 0                   | 0                    | 0                   |
| 51401     | Overtime   | 1,872              | 0                   | 0                    | 0                   |
| 51501     | Special pay                                      | 0                  | 0                   | 0                    | 0                   |
| 52101     | FICA Taxes                                       | 23,268             | 21,853              | 18,196               | 18,196              |
| 52201     | Retirement Contributions                         | 27,186             | 30,128              | 23,785               | 23,785              |
| 52301     | Life & Health Insurance                          | 63,604             | 50,000              | 50,000               | 50,000              |
| 52401     | Workers' Compensation                            | 553                | 396                 | 363                  | 363                 |
| 52501     | Unemployment Compensation                        | 0                  | 0                   | 0                    | 0                   |
|           | PERSONNEL COSTS                                  | <u>418,779</u>     | <u>388,045</u>      | <u>330,193</u>       | <u>330,193</u>      |
| 53101     | Professional Services                            | 0                  | 0                   | 0                    | 0                   |
| 53201     | Accounting & Auditing                            | 0                  | 0                   | 0                    | 0                   |
| 53301     | Court Reporter Services                          | 0                  | 0                   | 0                    | 0                   |
| 53401     | Other Contractual Services                       | 12,000             | 17,600              | 17,600               | 17,600              |
| 53501     | Investigations                                   | 0                  | 0                   | 0                    | 0                   |
| 53601     | Pension Benefits                                 | 0                  | 0                   | 0                    | 0                   |
| 54001     | Travel & Per Diem                                | 0                  | 1,500               | 1,500                | 1,500               |
| 54101     | Communications                                   | 1,352              | 1,748               | 1,748                | 1,748               |
| 54201     | Postage & Freight                                | 65                 | 100                 | 100                  | 100                 |
| 54301     | Utility Services                                 | 0                  | 0                   | 0                    | 0                   |
| 54401     | Rentals & Leases                                 | 0                  | 0                   | 0                    | 0                   |
| 54501     | Insurance  | 0                  | 0                   | 0                    | 0                   |
| 54601     | Repair & Maintenance Services                    | 0                  | 2,500               | 2,500                | 2,500               |
| 54701     | Printing & Binding                               | 0                  | 0                   | 0                    | 0                   |
| 54801     | Promotional Activities                           | 0                  | 0                   | 0                    | 0                   |
| 54901     | Other Current Charges & Obligations              | 0                  | 0                   | 0                    | 0                   |
| 54931     | Host Ordinance                                   | 0                  | 0                   | 0                    | 0                   |
| 55101     | Office Supplies                                  | 381                | 1,400               | 1,400                | 1,400               |
| 55201     | Operating Supplies                               | 2,006              | 1,200               | 1,200                | 1,200               |
| 55301     | Road Materials & Supplies                        | 0                  | 0                   | 0                    | 0                   |
| 55401     | Books, Publications, Subscriptions & Memberships | 0                  | 0                   | 0                    | 0                   |
| 55501     | Training & Registrations                         | 0                  | 0                   | 400                  | 400                 |
| 55801     | Bad Debt   | 0                  | 400                 | 0                    | 0                   |
| 55901     | Depreciation                                     | 0                  | 0                   | 0                    | 0                   |
|           | OPERATING COSTS                                  | <u>15,804</u>      | <u>26,448</u>       | <u>26,448</u>        | <u>26,448</u>       |
| 56101     | Land   | 0                  | 0                   | 0                    | 0                   |
| 56201     | Buildings  | 0                  | 0                   | 0                    | 0                   |
| 56301     | Improvements Other Than Buildings                | 0                  | 0                   | 0                    | 0                   |
| 56401     | Machinery & Equipment                            | 2,280              | 0                   | 0                    | 0                   |
| 56501     | Construction in Progress                         | 0                  | 0                   | 0                    | 0                   |
| 56601     | Books, Publications & Library Materials          | 0                  | 0                   | 0                    | 0                   |
|           | CAPITAL OUTLAY                                   | <u>2,280</u>       | <u>0</u>            | <u>0</u>             | <u>0</u>            |
| 57101     | Principal  | 0                  | 0                   | 0                    | 0                   |
| 57201     | Interest   | 0                  | 0                   | 0                    | 0                   |
| 57301     | Other Debt Service Costs                         | 0                  | 0                   | 0                    | 0                   |
|           | DEBT SERVICE                                     | <u>0</u>           | <u>0</u>            | <u>0</u>             | <u>0</u>            |
| 58101     | Aids to Governmental Agencies                    | 0                  | 0                   | 0                    | 0                   |
| 58201     | Aids to Private Organizations                    | 0                  | 0                   | 0                    | 0                   |
| 58301     | Other Grants and Aids                            | 0                  | 0                   | 0                    | 0                   |
|           | GRANTS AND AIDS                                  | <u>0</u>           | <u>0</u>            | <u>0</u>             | <u>0</u>            |
| 59101     | Transfers  | 0                  | 0                   | 0                    | 0                   |
| 59801     | Reserves   | 0                  | 0                   | 0                    | 0                   |
|           | NON-OPERATING COSTS                              | <u>0</u>           | <u>0</u>            | <u>0</u>             | <u>0</u>            |
|           | TOTAL BUDGET                                     | <u>\$ 436,864</u>  | <u>\$ 414,493</u>   | <u>\$ 356,641</u>    | <u>\$ 356,641</u>   |
| RESOURCES |  |                    |                     |                      |                     |
|           | General Fund Revenues                            | \$ 436,864         | 414,493             | 356,641              | 356,641             |
|           | TOTAL REVENUES                                   | <u>\$ 436,864</u>  | <u>\$ 414,493</u>   | <u>\$ 356,641</u>    | <u>\$ 356,641</u>   |

FUND: 116 - Development Review  
 FUNCTION: General Government  
 ACTIVITY: Comprehensive Planning

DEPARTMENT: Development Services  
 DIVISION: Development Review  
 COST CENTER: 240302 - Development Review

| Account   | Title                               | Actual<br>FY 18-19  | Adopted<br>FY 19-20 | Proposed<br>FY 20-21 | Adopted<br>FY 20-21 |
|-----------|-------------------------------------|---------------------|---------------------|----------------------|---------------------|
| 51101     | Executive Salaries                  | \$ 0                | \$ 0                | \$ 0                 | 0                   |
| 51201     | Regular Salaries & Wages            | 390,552             | 394,389             | 411,130              | 411,130             |
| 51301     | Other Salaries & Wages              | 0                   | 0                   | 0                    | 0                   |
| 51401     | Overtime                            | 0                   | 0                   | 0                    | 0                   |
| 51501     | Special pay                         | 0                   | 0                   | 2,400                | 2,400               |
| 52101     | FICA Taxes                          | 29,887              | 30,171              | 31,635               | 31,635              |
| 52201     | Retirement Contributions            | 36,032              | 37,057              | 46,680               | 46,680              |
| 52301     | Life & Health Insurance             | 77,214              | 80,000              | 80,000               | 80,000              |
| 52401     | Workers' Compensation               | 4,889               | 4,274               | 5,176                | 5,176               |
| 52501     | Unemployment Compensation           | 0                   | 0                   | 0                    | 0                   |
|           | PERSONNEL COSTS                     | <u>538,574</u>      | <u>545,891</u>      | <u>577,021</u>       | <u>577,021</u>      |
| 53101     | Professional Services               | 75                  | 0                   | 0                    | 0                   |
| 53201     | Accounting & Auditing               | 0                   | 0                   | 0                    | 0                   |
| 53301     | Court Reporter Services             | 0                   | 0                   | 0                    | 0                   |
| 53401     | Other Contractual Services          | 11,470              | 68,444              | 65,339               | 65,339              |
| 53501     | Investigations                      | 0                   | 0                   | 0                    | 0                   |
| 53601     | Pension Benefits                    | 0                   | 0                   | 0                    | 0                   |
| 54001     | Travel & Per Diem                   | 0                   | 0                   | 0                    | 0                   |
| 54101     | Communications                      | 4,000               | 4,000               | 4,000                | 4,000               |
| 54201     | Postage & Freight                   | 0                   | 0                   | 0                    | 0                   |
| 54301     | Utility Services                    | 0                   | 0                   | 0                    | 0                   |
| 54401     | Rentals & Leases                    | 1,579               | 1,579               | 1,570                | 1,570               |
| 54501     | Insurance                           | 0                   | 1,631               | 1,406                | 1,406               |
| 54601     | Repair & Maintenance Services       | 8,398               | 10,675              | 10,675               | 10,675              |
| 54701     | Printing & Binding                  | 0                   | 2,500               | 2,500                | 2,500               |
| 54801     | Promotional Activities              | 0                   | 0                   | 0                    | 0                   |
| 54901     | Other Current Charges & Obligations | 34,704              | 36,305              | 37,400               | 37,400              |
| 54931     | Host Ordinance Items                | 0                   | 0                   | 0                    | 0                   |
| 55101     | Office Supplies                     | 0                   | 1,000               | 1,000                | 1,000               |
| 55201     | Operating Supplies                  | 4,012               | 7,900               | 7,900                | 7,900               |
| 55204     | Fuel                                | 5,806               | 7,000               | 7,000                | 7,000               |
| 55401     | Books, Pubs, & Subs                 | 0                   | 0                   | 0                    | 0                   |
| 55501     | Training & Registrations            | 0                   | 575                 | 575                  | 575                 |
| 55801     | Bad Debt                            | 0                   | 300                 | 293                  | 293                 |
| 55901     | Depreciation                        | 0                   | 0                   | 0                    | 0                   |
|           | OPERATING COSTS                     | <u>70,044</u>       | <u>141,909</u>      | <u>139,658</u>       | <u>139,658</u>      |
| 56101     | Land                                | 0                   | 0                   | 0                    | 0                   |
| 56201     | Buildings                           | 0                   | 0                   | 0                    | 0                   |
| 56301     | Improvements Other Than Buildings   | 0                   | 0                   | 0                    | 0                   |
| 56401     | Machinery & Equipment               | 142,337             | 0                   | 0                    | 0                   |
| 56501     | Construction in Progress            | 0                   | 0                   | 0                    | 0                   |
| 56459     | Equip Yrend Accruals                | 0                   | 0                   | 0                    | 0                   |
|           | CAPITAL OUTLAY                      | <u>142,337</u>      | <u>0</u>            | <u>0</u>             | <u>0</u>            |
| 57101     | Principal                           | 0                   | 0                   | 0                    | 0                   |
| 57201     | Interest                            | 0                   | 0                   | 0                    | 0                   |
| 57301     | Other Debt Service Costs            | 0                   | 0                   | 0                    | 0                   |
|           | DEBT SERVICE                        | <u>0</u>            | <u>0</u>            | <u>0</u>             | <u>0</u>            |
| 58101     | Aids to Governmental Agencies       | 0                   | 0                   | 0                    | 0                   |
| 58201     | Aids to Private Organizations       | 0                   | 0                   | 0                    | 0                   |
| 58301     | Other Grants and Aids               | 0                   | 0                   | 0                    | 0                   |
|           | GRANTS AND AIDS                     | <u>0</u>            | <u>0</u>            | <u>0</u>             | <u>0</u>            |
| 59101     | Transfers                           | 350,000             | 0                   | 0                    | 0                   |
| 59801     | Reserves                            | 0                   | 0                   | 14,821               | 14,821              |
|           | NON-OPERATING COSTS                 | <u>350,000</u>      | <u>0</u>            | <u>14,821</u>        | <u>14,821</u>       |
|           | TOTAL BUDGET                        | <u>\$ 1,100,956</u> | <u>\$ 687,800</u>   | <u>\$ 731,500</u>    | <u>\$ 731,500</u>   |
| RESOURCES |                                     |                     |                     |                      |                     |
|           | General Fund Revenues               | \$ 0                | \$ 0                | \$ 0                 | 0                   |
|           | DRC Fees                            | 354,615             | 270,750             | 296,400              | 296,400             |
|           | Site Inspections                    | 232,856             | 195,700             | 209,000              | 209,000             |
|           | Land Use                            | 236,000             | 204,250             | 209,000              | 209,000             |
|           | Depreciation                        | 41,112              | 0                   | 0                    | 0                   |
|           | Construction Permit Fees            | 20,400              | 17,100              | 17,100               | 17,100              |
|           | Fund Balance                        | 215,973             | 0                   | 0                    | 0                   |
|           | TOTAL REVENUES                      | <u>\$ 1,100,956</u> | <u>\$ 687,800</u>   | <u>\$ 731,500</u>    | <u>\$ 731,500</u>   |



# ENGINEERING DEPARTMENT



**T**he Engineering Department is comprised of two divisions, Construction Management (CM) and Transportation & Traffic Operations (TTO). The Department provides efficient, responsive services that enhance the quality of life, meet common needs, and promote a safe and healthy community for citizens and guests. CM provides oversight of contract design and construction of Local Option Sales Tax (LOST) funded infrastructure projects, which includes bridges, new roadways, roadway resurfacing and widening, dirt road paving, stormwater facilities, civil sitework on public property and the construction of projects funded by grants and various agencies. The CM Division also manages the Surveying section, design and construction of in-house projects, as well as the county's National Pollutant Discharge Elimination System (NPDES) MS-4 permit. The TTO Division operates and maintains traffic-related devices, is responsible for the Bob Sikes Toll Plaza, partners with the Florida Department of Transportation on transportation projects, enhances safety and efficiency of the county's transportation network through planning and development, and supports transportation and traffic related boards and committees.

# Objectives

The Engineering Department includes Administration, Construction Management of Capital Improvements (Drainage, Roadways, Dirt Road Paving, Resurfacing, Bridges and NPDES), Surveying, Transportation and Traffic Operations (Transportation Planning, Transportation Concept Development, Traffic Signalization, Development Review and the Bob Sikes Bridge Toll Plaza).

## Construction Management Division Objectives

- Provide professional management of design contracts and construction of Escambia County LOST and grant-funded projects. The Division focuses on Capital Improvement Program projects for Engineering and many other Department programs. Projects typically include infrastructure construction to build or improve roadways, ponds, drainage systems, water quality features, parks, pedestrian paths, boat ramps and bridges
- Provide and improve citizen services through effective and efficient communication
- Use county media (website, fliers and press releases) to keep citizens informed regarding on-going capital improvement projects
- Initiate and attend community meetings that inform citizens and solicit their input and encourage participation
- Be the liaison for FEMA and other federal and state reimbursement and grant programs for infrastructure engineered projects
- Provide infrastructure damage assessment estimates after natural disasters
- Respond to citizens, commissioners and others to address drainage and infrastructure needs

## Survey Objectives

- Provide Professional Land Surveying services to internal clients; review externally completed surveys for compliance with the Standards of Practice as set forth in Chapter 5J-17.050, 5J-17.051, and 5J-17.052, pursuant to Section 472.027 Florida Statutes; and review Subdivision Plats for compliance with the Plat Law, Florida Statutes Chapter 177. The Survey Team focuses on serving the needs of all departments but will generally interact with the Road Division, Real Estate, Risk Management, and Engineering & Construction Management
- Quality Assurance, Quality Control of Internal and External Designs
- Access Management and Development Review Support.

## Transportation & Traffic Operations (TTO): Objectives

- Evaluate and implement transportation improvements to enhance the safety and efficiency of the transportation network throughout the county
- Analyze roadway attributes and characteristics to optimize the capacity of changing transportation needs
- Respond to citizens' concerns and requests regarding transportation issues in a timely manner
- Directly represent or support transportation and traffic-related boards and committees such as Transportation Planning Organization (TPO) Board and Advisory Board meetings (Technical Coordinating Committee, Citizens Advisory Committee), Transportation Disadvantaged Board, and Escambia County Disability Awareness Committee
- Maintenance and Operations for traffic signals, emergency signals and school zones within the county
- Manage Bob Sikes Bridge Toll Plaza operations, toll collections, pass sales and reporting

# Accomplishments

- ▶ Over \$37M in capital improvement projects including 44 construction projects and 12 design projects
- ▶ Resurfacing improvements for 32 miles of roadway
- ▶ Completed 133 in-house surveys
- ▶ Maintained 194 state and county signals
- ▶ Converted Bob Sikes Toll to all electronic fee collection, processing more than 1,000 vehicles per hour; processed 4,683,466 vehicles last year, at 1,886,017 as of June 24, 2020 (beaches closed for COVID-19 for six weeks)

## ▶ FUNDING PRIORITIES FY 2020 – 21

| Major Issues Funded  | Amount      |
|--|-------------|
| Resurfacing  | \$5,044,000 |
| Bridges  | \$177,980   |
| Drainage   | \$3,000,000 |
| Dirt Road Paving   | \$2,000,000 |
| Sidewalks  | \$1,500,000 |
| Signalization, Lighting, and Striping Maintenance / Operations | \$2,137,000 |



# Performance Measures

|  | FY 2017 / 2018<br>Actual | FY 2018 / 2019<br>Actual | FY 2019 / 2020<br>(Estimate) | FY 2020 / 2021<br>(Goal) |
|--|--------------------------|--------------------------|------------------------------|--------------------------|
| <b>CONSTRUCTION MANAGEMENT</b>   |                          |                          |                              |                          |
| Maintain CIP budget within 10%   | 100%                     | 100%                     | 100%                         | 100%                     |
| Customer Service   | 99%                      | 99%                      | 99%                          | 99%                      |
| Minimum four community meetings per year   | 100%                     | 100%                     | 100%                         | 100%                     |
| Minimum 15 hours of training per year per PM   | 100%                     | 100%                     | 100%                         | 100%                     |
| Acknowledge receipt of or address drainage-related concerns within three working days                                  | N/A                      | N/A                      | N/A                          | 100%                     |
| Conduct 125 surveys per year (to include boundary, topographic, specific purpose, sketch and description, and staking) | 100%                     | 100%                     | 100%                         | 100%                     |
| <b>TRANSPORTATION AND TRAFFIC OPERATIONS</b>   |                          |                          |                              |                          |
| 90% or more of employees meet or exceed standards on performance evaluations   | 90%                      | 90%                      | 90%                          | 90%                      |
| Inspect all school zones annually  | 90%                      | 90%                      | 90%                          | 90%                      |
| Inspect all railroad crossings annually  | 90%                      | 90%                      | 90%                          | 90%                      |
| Comply with FDOT Traffic Signal Maintenance Agreement requirements   | 100%                     | 100%                     | 100%                         | 100%                     |
| Complete annual inspection of all signalized intersections   | 100%                     | 100%                     | 100%                         | 100%                     |
| Address signalization related concerns and/or complaints within five working days                                      | 90%                      | 90%                      | 90%                          | 90%                      |
| Complete utility locates within five working days  | N/A                      | N/A                      | 90%                          | 90%                      |



## Benchmark Data

|   | Escambia County             | Benchmark                   |
|---|-----------------------------|-----------------------------|
| NPDES - notices of violation during construction                  | <b>0</b>                    | <b>0</b>                    |
| Resurfacing cost per mile with curb and gutter including striping | <b>\$142,000</b>            | <b>\$512,516</b>            |
| Maintain traffic signals, school and warning beacons              | <b>380</b> hours per year   | <b>2,000</b> hours per year |
| Neighborhood enhancement projects                                 | <b>5</b> per year           | <b>1</b> per year           |
| Upgrade signal, school and/or warning beacon assemblies           | <b>30</b> per year          | <b>15</b> per year          |
| Formal traffic studies  | <b>12</b> per year          | <b>3</b> per year           |
| Maintain street and navigation lighting                           | <b>732</b> staff hours/year | <b>125</b> staff hours/year |

Sources: Engineering – FDEP, FDOT • City of Pensacola • Florida Department of Transportation (FDOT) Maintenance Management Systems Manual



## Advisory Boards

Professional Advisory Committee to Land Development Code Standards

Citizen Advisory Committee

Transportation Planning Organization

Technical Coordinating Committee



# Statutory Responsibilities

## FEDERAL:

National Pollutant Discharge Elimination System (NPDES)  
Manual on Uniform Traffic Control Devices (MUTCD)

## STATE:

Rule 62-620.200(1), Florida Administrative Code (F.A.C.), Rule 62-620.200(21), F.A.C.  
Florida Statutes Chapters 62-761 and 62-762 F.A.C.

Federal Code of Regulations SARA Title III

Florida Statutes:

Chapter 163, pt II Local Government Comprehensive and Land Development Regulation Act

Chapter 177 Land Boundaries

Chapter 177.101 Vacation & Annulment of Plats S/D Land

Chapter 125.37 Exchange of County Property

Chapter 286.23 Real Property Conveyed to Public Agency

Chapter 316 State Uniform Traffic Control

Chapter 336 County Road System

Chapter 336.08 Relocation or Change of Roads (Vacations)

Chapter 471 Engineering

Chapter 472 Land Surveying

Florida Administrative Code:

Chapter 5J-17, Board of Professional Surveyors and Mappers

Chapter 9J-5 Minimum Criteria for Review of Local Government Comprehensive Plan

Florida Statute Chapter 316.008(B), (F), (J) Determine/Designate/Coordinate Enforcement

Florida Statute Chapter 316.189 Determine / Designate / Coordinate Enforcement

Florida Statute Chapter 316.183 Determine / Designate / Coordinate Enforcement

Florida Statute Chapter 316.1895 Determine / Designate / Coordinate Enforcement

Florida Statute Chapter 316.008(A) Determine / Designate/Coordinate Enforcement

Florida Statute Chapter 316.1895 Determine/Maintain Inventory

Florida Statute Chapter 351.03 Determine / Maintain Inventory

Florida Statute Chapter 316.008(D), (I) Determine/Designate

Florida Statute Chapter 316.008(L) Determine/Designate/Maintain

Florida Statute Chapter 316.008(N), (I) Determine/Designate/Coordinate Enforcement

Florida Statute Chapter 316.077 Determine/Coordinate Mitigation

Transportation Services (Transportation Disadvantaged)-Florida Statute 427-011-427017

Florida Statute Chapter 338.161 Electronic Toll Collections

Florida Statute Chapter 338.155 Payment of Tolls

Florida Statute Chapter 316.640 Enforcement of Traffic Laws

Florida Statute Chapter 316.1001 Payment of Tolls/Penalties

Florida Statute Chapter 318.18 Amount of Penalties

Florida Statute Chapter 20.23(4)(a) Department of Transportation

Florida Statute Chapter 334.044 – Department; powers and duties

Florida Statute Chapter 334.048 – Legislative intent with respect to Department management accountability and monitoring system

Florida Statute Chapter 336.045 – Uniform minimum standards for design, construction, and maintenance; advisory committees

Florida Statute Chapter 556 – Underground Facility Damage Prevention and Safety

## LOCAL:

Escambia County Road Paving & Drainage Technical Specifications



## Significant Changes for FY 2020 - 21

- Initiating programmed Engineering Department design contracts and construction projects totaling approximately \$17.7M (2021 - LOST IV, 11-year plan). Those projects will be available for review at [MyEscambia.com/projects](http://MyEscambia.com/projects) once the annual budget and contracts are approved by the Board of County Commissioners
- Continue the implementation of an ITS/ATMS System in Escambia County which will give enhanced efficiency with the signal system and afford better oversight of its functionality. Continue to provide opportunities for the county to maximize its financial resources by pursuing funding and partnering with federal and state agencies



## Goals

- The goal of Construction Management is to oversee design and construction of civil site projects, transportation and drainage infrastructure within Escambia County, while ensuring that the maintenance, improvements and rehabilitation of new infrastructure is in compliance with the Comprehensive Plan and Policies of the Escambia County Board of Commissioners
- The goal of Transportation and Traffic Operations Division is to create a safe, efficient transportation network which serves all modes of travel by planning, programming, and delivering transportation improvement projects for Escambia County. Through transportation maintenance and improvements, the health, safety and welfare of the county's residents, businesses and visitors improve outcomes to achieve continued economic vitality, healthier residents and reduced injury crashes within the county

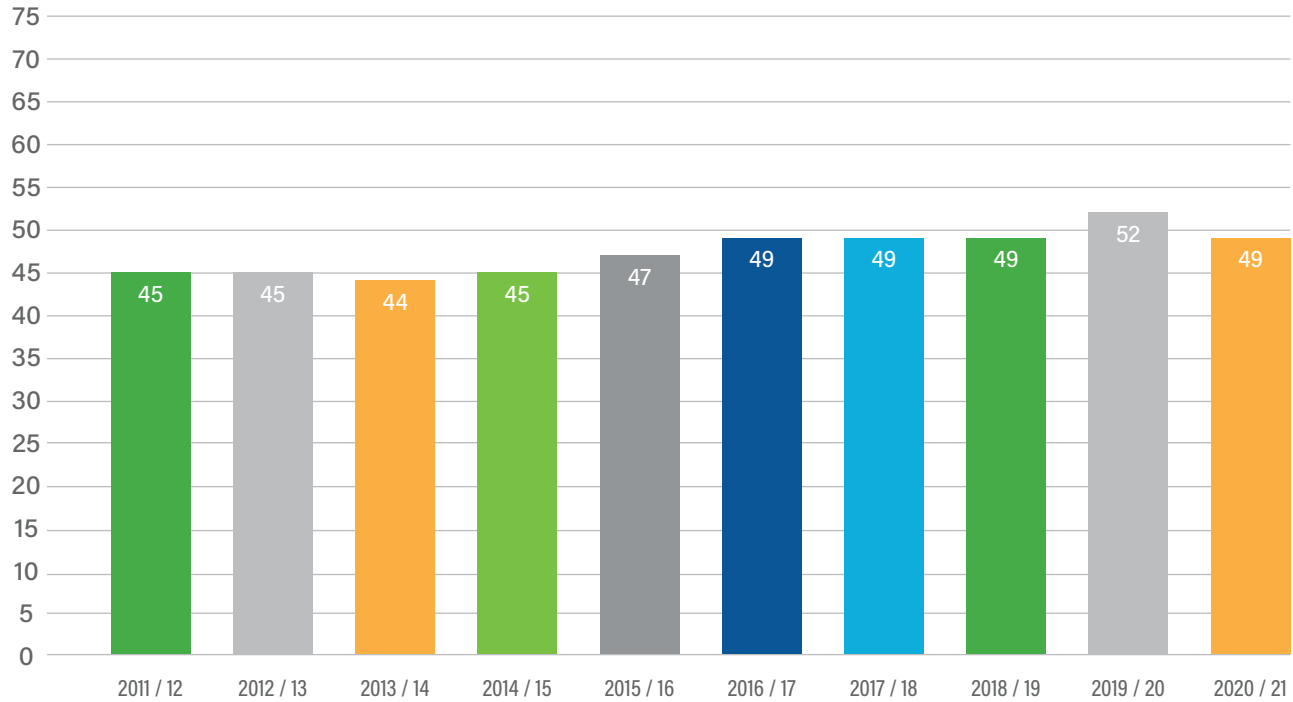


## STAFFING ALLOCATION

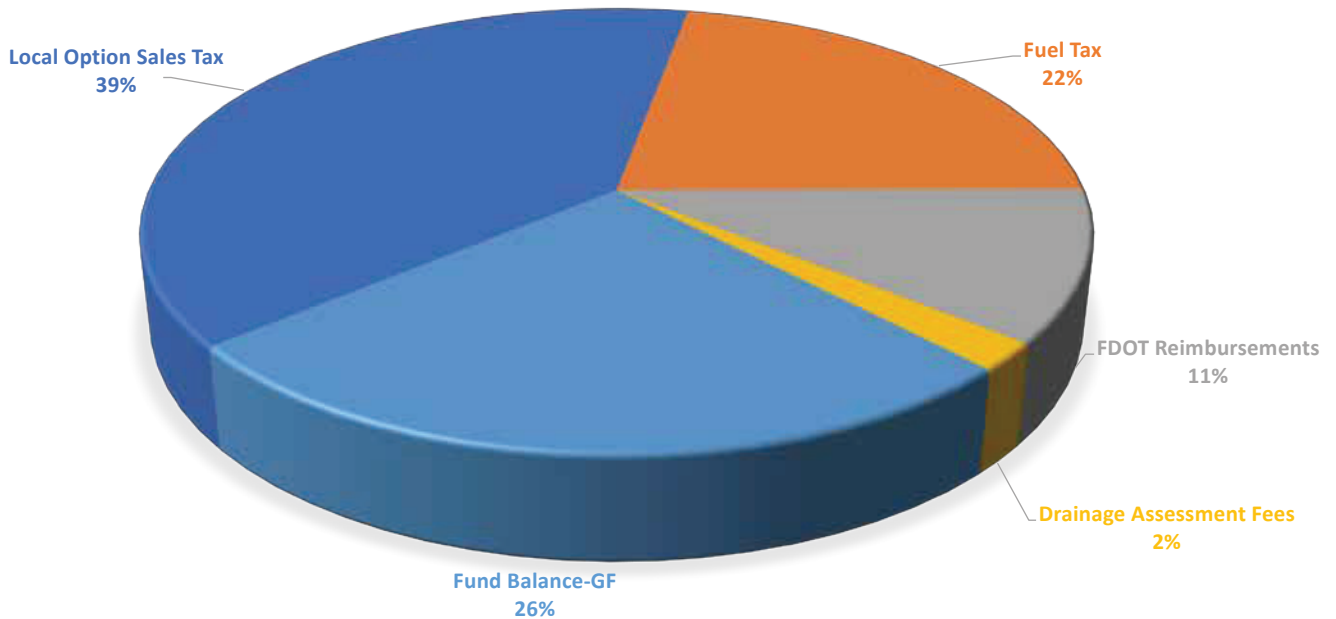
| Position Classification                     | Pay Grade | 2018-19 Authorized* | 2019-20 Authorized | 2020-21 Adopted |
|---|-----------|---------------------|--------------------|-----------------|
| <b>Engineering Administration</b>           |           |                     |                    |                 |
| Accounting Manager                          | C51       | 0                   | 1                  | 1               |
| Accounting Technician                       | B21       | 0                   | 2                  | 2               |
| Administrative Assistant                    | B22       | 0                   | 1                  | 1               |
| Department Director II                      | E83       | 0                   | 1                  | 1               |
| Directors Aide                              | B32       | 0                   | 1                  | 1               |
| <b>TOTAL</b>                                |           | <b>0</b>            | <b>6</b>           | <b>6</b>        |
| <b>Engineering</b>                          |           |                     |                    |                 |
| Administrative Assistant                    | B22       | 0                   | 1                  | 1               |
| Engineering Program Coordinator             | C42       | 0                   | 1                  | 1               |
| Engineering Technician                      | B22       | 0                   | 1                  | 1               |
| Real Estate Acquisition Manager             | C51       | 0                   | 1                  | 0               |
| Real Estate Acquisition Specialist          | B22       | 0                   | 1                  | 0               |
| <b>TOTAL</b>                                |           | <b>0</b>            | <b>5</b>           | <b>3</b>        |
| <b>Transportation and Drainage LOST</b>     |           |                     |                    |                 |
| Construction Inspector                      | B21       | 0                   | 1                  | 1               |
| Construction Manager                        | C51       | 0                   | 1                  | 1               |
| Deputy Division Manager                     | D61       | 0                   | 1                  | 1               |
| Engineering Project Coordinator             | C41       | 0                   | 3                  | 3               |
| Engineering Specialist                      | B23       | 0                   | 1                  | 1               |
| Engineering Technician                      | B22       | 0                   | 1                  | 1               |
| Engineering & Construction Mgmt Div Mgr     | D63       | 0                   | 1                  | 0               |
| Lead Drafter/Engineering Proj Coordinator   | C41       | 0                   | 1                  | 1               |
| Program Manager                             | C51       | 0                   | 1                  | 1               |
| Program Manager-Design                      | C51       | 0                   | 1                  | 1               |
| Property Acquisition Proj Coordinator       | C41       | 0                   | 1                  | 0               |
| Senior Engineering Proj Coordinator         | C43       | 0                   | 1                  | 1               |
| Stormwater Manager                          | C52       | 0                   | 1                  | 1               |
| Structural Engineer                         | D63       | 0                   | 1                  | 1               |
| Engineering and Construction Mgmt Div Mgr   | D72       | 0                   | 0                  | 1               |
| <b>TOTAL</b>                                |           | <b>0</b>            | <b>16</b>          | <b>15</b>       |
| <b>Transportation and Traffic</b>           |           |                     |                    |                 |
| Transportation Engineer                     | E81       | 0                   | 0                  | 1               |
| Branch Director                             | E81       | 0                   | 1                  | 0               |
| County Surveyor                             | C53       | 0                   | 1                  | 1               |
| Director's Aide                             | B32       | 0                   | 1                  | 1               |
| Engineering Program Coordinator             | C42       | 0                   | 1                  | 1               |
| Engineering Specialist                      | B23       | 0                   | 6                  | 6               |
| Engineering Specialist - Signal             | B23       | 0                   | 1                  | 1               |
| Engineering Technician                      | B22       | 0                   | 6                  | 6               |
| Engineering Technician - Signal             | B22       | 0                   | 1                  | 1               |
| Program Manager                             | C51       | 0                   | 1                  | 1               |
| Senior Office Support Assistant             | A12       | 0                   | 1                  | 1               |
| <b>TOTAL</b>                                |           | <b>0</b>            | <b>20</b>          | <b>20</b>       |
| <b>Bob Sikes Toll Bridge Administration</b> |           |                     |                    |                 |
| Administrative Assistant                    | B22       | 0                   | 1                  | 1               |
| Administrative Supervisor                   | B31       | 0                   | 1                  | 1               |
| Accounting Technician                       | B21       | 0                   | 2                  | 2               |
| Transportation and Traffic Ops Manager      | D63       | 0                   | 1                  | 0               |
| Transportation Manager                      | D71       | 0                   | 0                  | 1               |
| <b>TOTAL</b>                                |           | <b>0</b>            | <b>5</b>           | <b>5</b>        |
| <b>DEPARTMENT TOTAL</b>                     |           | <b>0</b>            | <b>52</b>          | <b>49</b>       |

\*Engineering split from Public Works and became its own department in FY 18/19

# Employees



## Revenue Funding: \$7.7M



FUND: 175 - Transportation Trust  
 FUNCTION: Transportation  
 ACTIVITY: Road & Street Facilities

DEPARTMENT: Engineering  
 DIVISION: Administration  
 COST CENTER: 211101 - Administration

| Account   | Title  | Actual<br>FY 18-19 | Adopted<br>FY 19-20 | Proposed<br>FY 20-21 | Adopted<br>FY 20-21 |
|-----------|--|--------------------|---------------------|----------------------|---------------------|
| 51101     | Executive Salaries                               | \$ 0               | \$ 0                | \$ 0                 | 0                   |
| 51201     | Regular Salaries & Wages                         | 371,535            | 368,232             | 443,197              | 443,197             |
| 51301     | Other Salaries & Wages                           | 0                  | 0                   | 11,244               | 11,244              |
| 51401     | Overtime   | 660                | 0                   | 0                    | 0                   |
| 51501     | Special pay                                      | 4,800              | 4,800               | 4,800                | 4,800               |
| 52101     | FICA Taxes                                       | 28,803             | 28,537              | 35,131               | 35,131              |
| 52201     | Retirement Contributions                         | 50,147             | 52,181              | 66,933               | 66,933              |
| 52301     | Life & Health Insurance                          | 56,172             | 60,000              | 60,000               | 60,000              |
| 52401     | Workers' Compensation                            | 666                | 517                 | 703                  | 703                 |
| 52501     | Unemployment Compensation                        | 0                  | 0                   | 0                    | 0                   |
|           | PERSONNEL COSTS                                  | 512,782            | 514,267             | 622,008              | 622,008             |
| 53101     | Professional Services                            | 0                  | 0                   | 0                    | 0                   |
| 53201     | Accounting & Auditing                            | 0                  | 0                   | 0                    | 0                   |
| 53301     | Court Reporter Services                          | 0                  | 0                   | 0                    | 0                   |
| 53401     | Other Contractual Services                       | 1,694              | 3,196               | 2,596                | 2,596               |
| 53501     | Investigations                                   | 0                  | 0                   | 0                    | 0                   |
| 53601     | Pension Benefits                                 | 0                  | 0                   | 0                    | 0                   |
| 54001     | Travel & Per Diem                                | 0                  | 0                   | 0                    | 0                   |
| 54101     | Communications                                   | 858                | 864                 | 864                  | 864                 |
| 54201     | Postage and Freight                              | 321                | 500                 | 500                  | 500                 |
| 54301     | Utility Services                                 | 0                  | 0                   | 0                    | 0                   |
| 54401     | Rentals & Leases                                 | 0                  | 0                   | 0                    | 0                   |
| 54501     | Insurance  | 0                  | 0                   | 0                    | 0                   |
| 54601     | Repair & Maintenance Services                    | 2,600              | 2,544               | 2,544                | 2,544               |
| 54701     | Printing & Binding                               | 30                 | 100                 | 0                    | 0                   |
| 54801     | Promotional Activities                           | 0                  | 0                   | 0                    | 0                   |
| 54901     | Other Current Charges & Obligations              | 2,389              | 5,200               | 5,200                | 5,200               |
| 54931     | Host Ordinance                                   | 0                  | 0                   | 0                    | 0                   |
| 55101     | Office Supplies                                  | 6,268              | 4,500               | 4,500                | 4,500               |
| 55201     | Operating Supplies                               | 3,622              | 4,080               | 4,080                | 4,080               |
| 55301     | Road Materials & Supplies                        | 0                  | 0                   | 0                    | 0                   |
| 55401     | Books, Publications, Subscriptions & Memberships | 539                | 920                 | 920                  | 920                 |
| 55501     | Training & Registration                          | 481                | 500                 | 500                  | 500                 |
| 55801     | Bad Debt   | 0                  | 0                   | 0                    | 0                   |
| 55901     | Depreciation                                     | 0                  | 0                   | 0                    | 0                   |
|           | OPERATING COSTS                                  | 18,802             | 22,404              | 21,704               | 21,704              |
| 56101     | Land   | 0                  | 0                   | 0                    | 0                   |
| 56201     | Buildings  | 0                  | 0                   | 0                    | 0                   |
| 56301     | Improvements Other Than Buildings                | 0                  | 0                   | 0                    | 0                   |
| 56401     | Machinery & Equipment                            | 146,578            | 0                   | 0                    | 0                   |
| 56501     | Construction in Progress                         | 0                  | 0                   | 0                    | 0                   |
| 56601     | Books, Publications & Library Materials          | 0                  | 0                   | 0                    | 0                   |
|           | CAPITAL OUTLAY                                   | 146,578            | 0                   | 0                    | 0                   |
| 57101     | Principal  | 0                  | 0                   | 0                    | 0                   |
| 57201     | Interest   | 0                  | 0                   | 0                    | 0                   |
| 57301     | Other Debt Service Costs                         | 0                  | 0                   | 0                    | 0                   |
|           | DEBT SERVICE                                     | 0                  | 0                   | 0                    | 0                   |
| 58101     | Aids to Governmental Agencies                    | 0                  | 0                   | 0                    | 0                   |
| 58201     | Aids to Private Organizations                    | 0                  | 0                   | 0                    | 0                   |
| 58301     | Other Grants and Aids                            | 0                  | 0                   | 0                    | 0                   |
|           | GRANTS AND AIDS                                  | 0                  | 0                   | 0                    | 0                   |
| 59101     | Transfers  | 0                  | 0                   | 0                    | 0                   |
| 59801     | Reserves   | 0                  | 0                   | 0                    | 0                   |
|           | NON-OPERATING COSTS                              | 0                  | 0                   | 0                    | 0                   |
|           | TOTAL BUDGET                                     | \$ 678,163         | \$ 536,671          | \$ 643,712           | \$ 643,712          |
| RESOURCES |  |                    |                     |                      |                     |
|           | Transportation Trust Revenues                    | \$ 678,163         | \$ 536,671          | \$ 643,712           | \$ 643,712          |
|           | Fund Balance                                     | 0                  | 0                   | 0                    | 0                   |
|           | TOTAL REVENUES                                   | \$ 678,163         | \$ 536,671          | \$ 643,712           | \$ 643,712          |

FUND: 175 - Transportation Trust  
 FUNCTION: Transportation  
 ACTIVITY: Road & Street Facilities

DEPARTMENT: Engineering  
 DIVISION: Engineering  
 COST CENTER: 211602 - Engineering/Infrastructure

| Account   | Title  | Actual<br>FY 18-19 | Adopted<br>FY 19-20 | Proposed<br>FY 20-21 | Adopted<br>FY 20-21 |
|-----------|--|--------------------|---------------------|----------------------|---------------------|
| 51101     | Executive Salaries                               | \$ 0               | \$ 0                | \$ 0                 | 0                   |
| 51201     | Regular Salaries & Wages                         | 227,139            | 239,534             | 510,454              | 510,454             |
| 51301     | Other Salaries & Wages                           | 0                  | 0                   | 0                    | 0                   |
| 51401     | Overtime   | 0                  | 0                   | 0                    | 0                   |
| 51501     | Special pay                                      | 0                  | 2,400               | 6,600                | 6,600               |
| 52101     | FICA Taxes                                       | 17,561             | 18,508              | 39,555               | 39,555              |
| 52201     | Retirement Contributions                         | 18,351             | 20,492              | 51,704               | 51,704              |
| 52301     | Life & Health Insurance                          | 45,873             | 50,000              | 115,000              | 115,000             |
| 52401     | Workers' Compensation                            | 2,732              | 2,562               | 4,036                | 4,036               |
| 52501     | Unemployment Compensation                        | 0                  | 0                   | 0                    | 0                   |
|           | PERSONNEL COSTS                                  | <u>311,655</u>     | <u>333,496</u>      | <u>727,349</u>       | <u>727,349</u>      |
| 53101     | Professional Services                            | 0                  | 750                 | 0                    | 0                   |
| 53201     | Accounting & Auditing                            | 0                  | 0                   | 0                    | 0                   |
| 53301     | Court Reporter Services                          | 0                  | 0                   | 0                    | 0                   |
| 53401     | Other Contractual Services                       | 5,313              | 0                   | 750                  | 750                 |
| 53501     | Investigations                                   | 0                  | 0                   | 0                    | 0                   |
| 53601     | Pension Benefits                                 | 0                  | 0                   | 0                    | 0                   |
| 54001     | Travel & Per Diem                                | 826                | 1,250               | 1,459                | 1,459               |
| 54101     | Communications                                   | 12,815             | 13,200              | 17,892               | 17,892              |
| 54201     | Postage and Freight                              | 357                | 200                 | 200                  | 200                 |
| 54301     | Utility Services                                 | 0                  | 0                   | 0                    | 0                   |
| 54401     | Rentals & Leases                                 | 2,244              | 2,244               | 2,357                | 2,357               |
| 54501     | Insurance  | 6,080              | 6,847               | 18,102               | 18,102              |
| 54601     | Repair & Maintenance Services                    | 79,600             | 88,000              | 88,000               | 88,000              |
| 54701     | Printing & Binding                               | 0                  | 500                 | 0                    | 0                   |
| 54801     | Promotional Activities                           | 0                  | 0                   | 0                    | 0                   |
| 54901     | Other Current Charges & Obligations              | 5,374              | 5,000               | 5,000                | 5,000               |
| 54931     | Host Ordinance Items                             | 0                  | 0                   | 0                    | 0                   |
| 55101     | Office Supplies                                  | 718                | 0                   | 0                    | 0                   |
| 55201     | Operating Supplies                               | 15,952             | 5,000               | 14,695               | 14,695              |
| 55204     | Fuel   | 9,084              | 10,080              | 18,310               | 18,310              |
| 55401     | Books, Publications, Subscriptions & Memberships | 2,200              | 2,240               | 2,580                | 2,580               |
| 55501     | Training & Registration                          | 4,100              | 13,098              | 11,298               | 11,298              |
| 55801     | Bad Debt   | 0                  | 0                   | 0                    | 0                   |
| 55901     | Depreciation                                     | 0                  | 0                   | 0                    | 0                   |
|           | OPERATING COSTS                                  | <u>144,664</u>     | <u>148,409</u>      | <u>180,643</u>       | <u>180,643</u>      |
| 56101     | Land   | 0                  | 0                   | 0                    | 0                   |
| 56201     | Buildings  | 0                  | 0                   | 0                    | 0                   |
| 56301     | Improvements Other Than Buildings                | 0                  | 0                   | 0                    | 0                   |
| 56401     | Machinery & Equipment                            | 0                  | 0                   | 0                    | 0                   |
| 56501     | Construction in Progress                         | 0                  | 0                   | 0                    | 0                   |
| 56601     | Books, Publications & Library Materials          | 0                  | 0                   | 0                    | 0                   |
|           | CAPITAL OUTLAY                                   | <u>0</u>           | <u>0</u>            | <u>0</u>             | <u>0</u>            |
| 57101     | Principal  | 0                  | 0                   | 0                    | 0                   |
| 57201     | Interest   | 0                  | 0                   | 0                    | 0                   |
| 57301     | Other Debt Service Costs                         | 0                  | 0                   | 0                    | 0                   |
|           | DEBT SERVICE                                     | <u>0</u>           | <u>0</u>            | <u>0</u>             | <u>0</u>            |
| 58101     | Aids to Governmental Agencies                    | 0                  | 0                   | 0                    | 0                   |
| 58201     | Aids to Private Organizations                    | 0                  | 0                   | 0                    | 0                   |
| 58301     | Other Grants and Aids                            | 0                  | 0                   | 0                    | 0                   |
|           | GRANTS AND AIDS                                  | <u>0</u>           | <u>0</u>            | <u>0</u>             | <u>0</u>            |
| 59101     | Transfers  | 0                  | 0                   | 0                    | 0                   |
| 59801     | Reserves   | 0                  | 0                   | 0                    | 0                   |
|           | NON-OPERATING COSTS                              | <u>0</u>           | <u>0</u>            | <u>0</u>             | <u>0</u>            |
|           | TOTAL BUDGET                                     | <u>\$ 456,319</u>  | <u>\$ 481,905</u>   | <u>\$ 907,992</u>    | <u>\$ 907,992</u>   |
| RESOURCES |  |                    |                     |                      |                     |
|           | Transportation Trust Revenues                    | \$ 456,319         | \$ 476,775          | \$ 902,992           | \$ 902,992          |
|           | NPDES Services                                   | 0                  | 5,130               | 5,000                | 5,000               |
|           | TOTAL REVENUES                                   | <u>\$ 456,319</u>  | <u>\$ 481,905</u>   | <u>\$ 907,992</u>    | <u>\$ 907,992</u>   |

FUND: 175 - Transportation Trust  
 FUNCTION: Transportation  
 ACTIVITY: Road & Street Facilities

DEPARTMENT: Engineering  
 DIVISION: Transportation & Traffic Operations  
 COST CENTER: 211201 - Transportation

| Account   | Title   | Actual<br>FY 18-19  | Adopted<br>FY 19-20 | Proposed<br>FY 20-21 | Adopted<br>FY 20-21 |
|-----------|---|---------------------|---------------------|----------------------|---------------------|
| 51101     | Executive Salaries                            | \$ 0                | \$ 0                | \$ 0                 | 0                   |
| 51201     | Regular Salaries & Wages                      | 773,018             | 822,436             | 612,620              | 612,620             |
| 51301     | Other Salaries & Wages                        | 0                   | 0                   | 0                    | 0                   |
| 51401     | Overtime                                      | 0                   | 0                   | 0                    | 0                   |
| 51501     | Special pay                                   | 2,400               | 6,600               | 0                    | 0                   |
| 52101     | FICA Taxes                                    | 60,014              | 63,423              | 46,866               | 46,866              |
| 52201     | Retirement Contributions                      | 78,937              | 86,674              | 68,558               | 68,558              |
| 52301     | Life & Health Insurance                       | 150,272             | 175,500             | 124,500              | 124,500             |
| 52401     | Workers' Compensation                         | 26,580              | 19,814              | 21,159               | 21,159              |
| 52501     | Unemployment Compensation                     | 0                   | 0                   | 0                    | 0                   |
|           | PERSONNEL COSTS                               | <u>1,091,222</u>    | <u>1,174,447</u>    | <u>873,703</u>       | <u>873,703</u>      |
| 53101     | Professional Services                         | 371,414             | 0                   | 0                    | 0                   |
| 53201     | Accounting & Auditing                         | 0                   | 0                   | 0                    | 0                   |
| 53301     | Court Reporter Services                       | 0                   | 0                   | 0                    | 0                   |
| 53401     | Other Contractual Services                    | 52,874              | 65,000              | 65,000               | 65,000              |
| 53501     | Investigations                                | 0                   | 0                   | 0                    | 0                   |
| 53601     | Pension Benefits                              | 0                   | 0                   | 0                    | 0                   |
| 54001     | Travel & Per Diem                             | 3,784               | 10,278              | 11,769               | 11,769              |
| 54101     | Communications                                | 16,975              | 20,000              | 32,552               | 32,552              |
| 54201     | Postage & Freight                             | 565                 | 730                 | 730                  | 730                 |
| 54301     | Utility Services                              | 111,841             | 103,568             | 170,000              | 170,000             |
| 54401     | Rentals & Leases                              | 0                   | 0                   | 0                    | 0                   |
| 54501     | Insurance                                     | 33,054              | 35,244              | 48,336               | 48,336              |
| 54601     | Repair & Maintenance Services                 | 933,583             | 1,419,207           | 1,679,091            | 1,679,091           |
| 54701     | Printing & Binding                            | 0                   | 500                 | 500                  | 500                 |
| 54801     | Promotional Activities                        | 0                   | 0                   | 0                    | 0                   |
| 54901     | Other Current Charges & Obligations           | 2,826               | 13,705              | 6,270                | 6,270               |
| 54931     | Host Ordinance Items                          | 0                   | 0                   | 0                    | 0                   |
| 55101     | Office Supplies                               | 3,874               | 3,000               | 3,000                | 3,000               |
| 55201     | Operating Supplies                            | 116,215             | 51,000              | 52,342               | 52,342              |
| 55204     | Fuel  | 12,968              | 34,155              | 28,604               | 28,604              |
| 55401     | Books, Pubs, & Subs                           | 3,598               | 3,652               | 3,467                | 3,467               |
| 55501     | Training & Registrations                      | 7,388               | 8,915               | 7,595                | 7,595               |
| 55801     | Bad Debt                                      | 0                   | 0                   | 0                    | 0                   |
| 55901     | Depreciation                                  | 0                   | 0                   | 0                    | 0                   |
|           | OPERATING COSTS                               | <u>1,670,959</u>    | <u>1,768,954</u>    | <u>2,109,256</u>     | <u>2,109,256</u>    |
| 56101     | Land  | 0                   | 0                   | 0                    | 0                   |
| 56201     | Buildings                                     | 0                   | 0                   | 0                    | 0                   |
| 56301     | Improvements Other Than Buildings             | 81,598              | 0                   | 0                    | 0                   |
| 56401     | Machinery & Equipment                         | 90,540              | 3,634               | 0                    | 0                   |
| 56501     | Construction in Progress                      | 0                   | 0                   | 0                    | 0                   |
| 56601     | Books, Publications & Library Materials       | 0                   | 0                   | 0                    | 0                   |
|           | CAPITAL OUTLAY                                | <u>172,138</u>      | <u>3,634</u>        | <u>0</u>             | <u>0</u>            |
| 57101     | Principal                                     | 0                   | 0                   | 0                    | 0                   |
| 57201     | Interest                                      | 0                   | 0                   | 0                    | 0                   |
| 57301     | Other Debt Service Costs                      | 0                   | 0                   | 0                    | 0                   |
|           | DEBT SERVICE                                  | <u>0</u>            | <u>0</u>            | <u>0</u>             | <u>0</u>            |
| 58101     | Aids to Governmental Agencies                 | 0                   | 0                   | 0                    | 0                   |
| 58201     | Aids to Private Organizations                 | 0                   | 0                   | 0                    | 0                   |
| 58301     | Other Grants and Aids                         | 0                   | 0                   | 0                    | 0                   |
|           | GRANTS AND AIDS                               | <u>0</u>            | <u>0</u>            | <u>0</u>             | <u>0</u>            |
| 59101     | Transfers                                     | 0                   | 0                   | 0                    | 0                   |
| 59801     | Reserves                                      | 0                   | 0                   | 0                    | 0                   |
|           | NON-OPERATING COSTS                           | <u>0</u>            | <u>0</u>            | <u>0</u>             | <u>0</u>            |
|           | TOTAL BUDGET                                  | <u>\$ 2,934,319</u> | <u>\$ 2,947,035</u> | <u>\$ 2,982,959</u>  | <u>\$ 2,982,959</u> |
| RESOURCES |   |                     |                     |                      |                     |
|           | Transportation Trust Revenues                 | \$ 2,934,319        | \$ 2,218,216        | \$ 156,294           | \$ 156,294          |
|           | Fund balance                                  | 0                   | 0                   | 2,000,000            | 2,000,000           |
|           | Federal Department of Transportation Revenues | 0                   | 728,819             | 826,665              | 826,665             |
|           | TOTAL REVENUES                                | <u>\$ 2,934,319</u> | <u>\$ 2,947,035</u> | <u>\$ 2,982,959</u>  | <u>\$ 2,982,959</u> |

FUND: 181 - Master Drainage Basins Fund (181)  
 FUNCTION: Transportation  
 ACTIVITY: Road & Street Facilities

DEPARTMENT: Engineering  
 DIVISION: Engineering  
 COST CENTER: Master Drainage Basin Funds

| Account   | Title  | Actual<br>FY 18-19 | Adopted<br>FY 19-20 | Proposed<br>FY 20-21 | Adopted<br>FY 20-21 |
|-----------|--|--------------------|---------------------|----------------------|---------------------|
| 51101     | Executive Salaries                               | \$ 0               | \$ 0                | \$ 0                 | 0                   |
| 51201     | Regular Salaries & Wages                         | 0                  | 0                   | 0                    | 0                   |
| 51301     | Other Salaries & Wages                           | 0                  | 0                   | 0                    | 0                   |
| 51401     | Overtime   | 0                  | 0                   | 0                    | 0                   |
| 51501     | Special pay                                      | 0                  | 0                   | 0                    | 0                   |
| 52101     | FICA Taxes                                       | 0                  | 0                   | 0                    | 0                   |
| 52201     | Retirement Contributions                         | 0                  | 0                   | 0                    | 0                   |
| 52301     | Life & Health Insurance                          | 0                  | 0                   | 0                    | 0                   |
| 52401     | Workers' Compensation                            | 0                  | 0                   | 0                    | 0                   |
| 52501     | Unemployment Compensation                        | 0                  | 0                   | 0                    | 0                   |
|           | PERSONNEL COSTS                                  | <u>0</u>           | <u>0</u>            | <u>0</u>             | <u>0</u>            |
| 53101     | Professional Services                            | 975                | 0                   | 0                    | 0                   |
| 53201     | Accounting & Auditing                            | 0                  | 0                   | 0                    | 0                   |
| 53301     | Court Reporter Services                          | 0                  | 0                   | 0                    | 0                   |
| 53401     | Other Contractual Services                       | 0                  | 0                   | 0                    | 0                   |
| 53501     | Investigations                                   | 0                  | 0                   | 0                    | 0                   |
| 53601     | Pension Benefits                                 | 0                  | 0                   | 0                    | 0                   |
| 54001     | Travel & Per Diem                                | 0                  | 0                   | 0                    | 0                   |
| 54101     | Communications                                   | 0                  | 0                   | 0                    | 0                   |
| 54201     | Postage & Freight                                | 0                  | 0                   | 0                    | 0                   |
| 54301     | Utility Services                                 | 0                  | 0                   | 0                    | 0                   |
| 54401     | Rentals & Leases                                 | 0                  | 0                   | 0                    | 0                   |
| 54501     | Insurance  | 0                  | 0                   | 0                    | 0                   |
| 54601     | Repair & Maintenance Services                    | 5,500              | 0                   | 0                    | 0                   |
| 54701     | Printing & Binding                               | 0                  | 0                   | 0                    | 0                   |
| 54801     | Promotional Activities                           | 0                  | 0                   | 0                    | 0                   |
| 54901     | Other Current Charges & Obligations              | 5,126              | 5,452               | 5,938                | 5,938               |
| 55101     | Office Supplies                                  | 0                  | 0                   | 0                    | 0                   |
| 55201     | Operating Supplies                               | 20,591             | 0                   | 20,591               | 20,591              |
| 55301     | Road Materials & Supplies                        | 0                  | 0                   | 0                    | 0                   |
| 55401     | Books, Publications, Subscriptions & Memberships | 0                  | 0                   | 0                    | 0                   |
| 55501     | Training & Registrations                         | 0                  | 0                   | 0                    | 0                   |
| 55801     | Bad Debt   | 0                  | 0                   | 0                    | 0                   |
| 55901     | Depreciation                                     | 0                  | 0                   | 0                    | 0                   |
|           | OPERATING COSTS                                  | <u>32,192</u>      | <u>5,452</u>        | <u>26,529</u>        | <u>26,529</u>       |
| 56101     | Land   | 0                  | 0                   | 0                    | 0                   |
| 56201     | Buildings  | 0                  | 0                   | 0                    | 0                   |
| 56301     | Improvements Other Than Buildings                | 75,257             | 98,098              | 97,828               | 97,828              |
| 56359     | IOB-YrEnd  | 0                  | 0                   | 0                    | 0                   |
| 56401     | Machinery & Equipment                            | 0                  | 0                   | 0                    | 0                   |
| 56501     | Construction in Progress                         | 0                  | 0                   | 0                    | 0                   |
| 56601     | Books, Publications & Library Materials          | 0                  | 0                   | 0                    | 0                   |
|           | CAPITAL OUTLAY                                   | <u>75,257</u>      | <u>98,098</u>       | <u>97,828</u>        | <u>97,828</u>       |
| 57101     | Principal  | 0                  | 0                   | 0                    | 0                   |
| 57201     | Interest   | 0                  | 0                   | 0                    | 0                   |
| 57301     | Other Debt Service Costs                         | 0                  | 0                   | 0                    | 0                   |
|           | DEBT SERVICE                                     | <u>0</u>           | <u>0</u>            | <u>0</u>             | <u>0</u>            |
| 58101     | Aids to Governmental Agencies                    | 0                  | 0                   | 0                    | 0                   |
| 58201     | Aids to Private Organizations                    | 0                  | 0                   | 0                    | 0                   |
| 58301     | Other Grants and Aids                            | 0                  | 0                   | 0                    | 0                   |
|           | GRANTS AND AIDS                                  | <u>0</u>           | <u>0</u>            | <u>0</u>             | <u>0</u>            |
| 59101     | Transfers  | 0                  | 0                   | 0                    | 0                   |
| 59801     | Reserves   | 0                  | 0                   | 0                    | 0                   |
|           | NON-OPERATING COSTS                              | <u>0</u>           | <u>0</u>            | <u>0</u>             | <u>0</u>            |
|           | TOTAL BUDGET                                     | <u>\$ 107,449</u>  | <u>\$ 103,550</u>   | <u>\$ 124,357</u>    | <u>\$ 124,357</u>   |
| RESOURCES |  |                    |                     |                      |                     |
|           | Interest   | \$ 0               | \$ 0                | \$ 0                 | 0                   |
|           | City of Pensacola NPDES Contribution             | 0                  | 0                   | 0                    | 0                   |
|           | Drainage Fees                                    | 147,270            | 109,000             | 130,903              | 130,903             |
|           | Less: 5% Receipts                                | 0                  | (5,450)             | (6,546)              | (6,546)             |
|           | Fund Balance                                     | (39,821)           | 0                   | 0                    | 0                   |
|           | TOTAL REVENUES                                   | <u>\$ 107,449</u>  | <u>\$ 103,550</u>   | <u>\$ 124,357</u>    | <u>\$ 124,357</u>   |

FUND: 167 - Bob Sikes Toll  
 FUNCTION: General Government  
 ACTIVITY: Finance and Administrative

DEPARTMENT: Engineering  
 DIVISION: Bob Sikes Toll Admin  
 COST CENTER: 140301 - Bob Sikes Toll Admin

| Account   | Title                               | Actual<br>FY 18-19 | Adopted<br>FY 19-20 | Proposed<br>FY 20-21 | Adopted<br>FY 20-21 |
|-----------|-------------------------------------|--------------------|---------------------|----------------------|---------------------|
| 51101     | Executive Salaries                  | \$ 0               | \$ 0                | \$ 0                 | 0                   |
| 51201     | Regular Salaries & Wages            | 88,021             | 182,089             | 92,622               | 92,622              |
| 51301     | Other Salaries & Wages              | 0                  | 0                   | 0                    | 0                   |
| 51401     | Overtime                            | 0                  | 0                   | 0                    | 0                   |
| 51501     | Special pay                         | 0                  | 0                   | 0                    | 0                   |
| 52101     | FICA Taxes                          | 6,756              | 13,930              | 7,085                | 7,085               |
| 52201     | Retirement Contributions            | 9,136              | 17,561              | 9,262                | 9,262               |
| 52301     | Life & Health Insurance             | 18,757             | 44,000              | 30,000               | 30,000              |
| 52401     | Workers' Compensation               | 1,115              | 1,212               | 142                  | 142                 |
| 52501     | Unemployment Compensation           | 0                  | 0                   | 0                    | 0                   |
|           | PERSONNEL COSTS                     | <u>123,784</u>     | <u>258,792</u>      | <u>139,111</u>       | <u>139,111</u>      |
| 53101     | Professional Services               | 0                  | 0                   | 0                    | 0                   |
| 53201     | Accounting & Auditing               | 0                  | 0                   | 0                    | 0                   |
| 53301     | Court Reporter Services             | 0                  | 0                   | 0                    | 0                   |
| 53401     | Other Contractual Services          | 396,244            | 279,299             | 83,340               | 83,340              |
| 53501     | Investigations                      | 0                  | 0                   | 0                    | 0                   |
| 53601     | Pension Benefits                    | 0                  | 0                   | 0                    | 0                   |
| 54001     | Travel & Per Diem                   | 0                  | 1,100               | 1,100                | 1,100               |
| 54101     | Communications                      | 10,340             | 9,960               | 10,128               | 10,128              |
| 54201     | Freight & Postage Services          | 3,069              | 300                 | 150                  | 150                 |
| 54301     | Utility Services                    | 1,694              | 1,800               | 1,800                | 1,800               |
| 54401     | Rentals & Leases                    | 0                  | 0                   | 0                    | 0                   |
| 54501     | Insurance                           | 0                  | 0                   | 0                    | 0                   |
| 54601     | Repair & Maintenance Services       | 148,615            | 204,318             | 210,743              | 210,743             |
| 54701     | Printing & Binding                  | 1,172              | 1,200               | 1,200                | 1,200               |
| 54801     | Promotional Activities              | 536                | 0                   | 0                    | 0                   |
| 54901     | Other Current Charges & Obligations | 96,378             | 56,400              | 127,200              | 396,000             |
| 54931     | Host Account                        | 0                  | 0                   | 0                    | 0                   |
| 55101     | Office Supplies                     | 2,480              | 1,200               | 800                  | 800                 |
| 55201     | Operating Supplies                  | 36,662             | 0                   | 0                    | 0                   |
| 55301     | Road Materials & Supplies           | 0                  | 0                   | 0                    | 0                   |
| 55401     | Books, Pubs, & Subs                 | 0                  | 0                   | 0                    | 0                   |
| 55501     | Training & Registrations            | 0                  | 1,000               | 1,000                | 1,000               |
| 55801     | Bad Debt                            | 0                  | 0                   | 0                    | 0                   |
| 55901     | Depreciation                        | 0                  | 0                   | 0                    | 0                   |
|           | OPERATING COSTS                     | <u>697,188</u>     | <u>556,577</u>      | <u>437,461</u>       | <u>706,261</u>      |
| 56101     | Land                                | 0                  | 0                   | 0                    | 0                   |
| 56201     | Buildings                           | 0                  | 0                   | 0                    | 0                   |
| 56301     | Improvements Other Than Buildings   | 0                  | 0                   | 0                    | 0                   |
| 56401     | Machinery & Equipment               | 12,000             | 0                   | 0                    | 0                   |
| 56501     | Construction in Progress            | 0                  | 0                   | 0                    | 0                   |
| 56801     | Intangible Assets                   | 0                  | 0                   | 0                    | 0                   |
|           | CAPITAL OUTLAY                      | <u>12,000</u>      | <u>0</u>            | <u>0</u>             | <u>0</u>            |
| 57101     | Principal                           | 0                  | 0                   | 0                    | 0                   |
| 57201     | Interest                            | 0                  | 0                   | 0                    | 0                   |
| 57301     | Other Debt Service Costs            | 0                  | 0                   | 0                    | 0                   |
|           | DEBT SERVICE                        | <u>0</u>           | <u>0</u>            | <u>0</u>             | <u>0</u>            |
| 58101     | Aids to Governmental Agencies       | 0                  | 0                   | 0                    | 0                   |
| 58201     | Aids to Private Organizations       | 0                  | 0                   | 0                    | 0                   |
| 58301     | Other Grants and Aids               | 0                  | 0                   | 0                    | 0                   |
|           | GRANTS AND AIDS                     | <u>0</u>           | <u>0</u>            | <u>0</u>             | <u>0</u>            |
| 59101     | Transfers                           | 0                  | 0                   | 0                    | 0                   |
| 59801     | Reserves                            | 0                  | 0                   | 0                    | 0                   |
|           | NON-OPERATING COSTS                 | <u>0</u>           | <u>0</u>            | <u>0</u>             | <u>0</u>            |
|           | TOTAL BUDGET                        | <u>\$ 832,972</u>  | <u>\$ 815,369</u>   | <u>\$ 576,572</u>    | <u>\$ 845,372</u>   |
| RESOURCES |                                     |                    |                     |                      |                     |
|           | Bob Sikes Toll                      | \$ 832,972         | \$ 858,283          | \$ 606,918           | \$ 889,865          |
|           | Interest                            | 0                  | 0                   | 0                    | 0                   |
|           | Miscellaneous Revenues              | 0                  | 0                   | 0                    | 0                   |
|           | Fund Balance                        | 0                  | 0                   | 0                    | 0                   |
|           | Less 5%                             | 0                  | (42,914)            | (30,346)             | (44,493)            |
|           | TOTAL REVENUES                      | <u>\$ 832,972</u>  | <u>\$ 815,369</u>   | <u>\$ 576,572</u>    | <u>\$ 845,372</u>   |




# EXTENSION SERVICES AND 4-H DEPARTMENT



**T**he Extension Services & 4-H Department is dedicated to developing knowledge in agriculture, human and natural resources and the life sciences, and to making that knowledge accessible to sustain and enhance the quality of human life.

# Objectives

- To be the extension education liaison between UF/IFAS Extension & Escambia County
- To develop comprehensive programs based on clientele needs
- To serve as a platform for youth development through the National 4-H Program
- To provide volunteer training and service to all parts of Escambia County



# Accomplishments

## Extension Services

Ninety-five percent of residents who used Extension Services were satisfied with the services. Eighty percent of clients reported an opportunity to use the information they received, and 76% reported their problem/question was solved/answered. Sixty-three percent of clients reported they shared the information they learned with someone else.

## ROI

Extension & 4-H volunteers provided 996 hours of educational programming to the citizens of Escambia County. This resulted in an ROI of \$453,213 back into the community through programming.

## Sea Grant

Seven hundred and forty-seven residents attended one of 20 programs educating on local invasive species issues, how to report, and how to remove.

- 628 (84%) gained new knowledge
- 168 (22%) participated in either an invasive species reporting or removing project
- 342 local divers currently have saltwater product licenses to commercially harvest lionfish
- 80 participants were involved in removing 19,000 lionfish during local tournaments, as a tour business, or were involved in lionfish research
- 24 participated in workshops on how to engage with local decision-makers. All 24 (100%) developed an action plan to engage decision-makers

## Horticulture

Eighty-six percent of participants (55) attending pesticide certification training classes increased knowledge of pesticide safety and integrated pest management. Eighty-six percent indicated they are implementing practices learned in trainings such as reading pesticide labels, using appropriate safety protection, and preventing pesticide drift.

## Commercial Livestock

Through participation in multiple animal systems programs, Escambia County livestock producers have implemented multiple best management practices (BMPs) through improved forage production. Based on agriculture census data, Escambia County has approximately 2,416 cows spread over 8,140 acres of pastureland.

Economic impact from the adoption of cool-season annual forages: \$122/beef cow or \$81/acre. This value multiplied times 2,416 cows results in a total impact of \$284,752. A 20% increase in forage productivity increases to 7,200 DM lbs./acre, thus decreasing the cost of growing and grazing to \$100/DM ton. The economic impact of improved cool-season forage varieties is \$48/acre. This value spread across 814 acres in Escambia County results in a net value of \$39,072.



# Accomplishments

► **Family & Consumer Sciences**

Education programs were taught in diabetes, food preservation, food safety, prevention of lifestyle diseases, child nutrition, elder nutrition, food preparation and financial management. Education efforts reached a total of 6,050 Escambia County adults and youth.

► **Coastal Sustainability**

The monthly Science Hour program provided expert speakers on a broad range of sometimes controversial and confusing topics to a public audience, allowing non-scientists to learn and ask questions about issues affecting their lives. Based on evaluations over the past year, 203 participants heard from 11 speakers; 100% learned something new, and 86% said they are considering changing their behavior based on what they learned. These behaviors include installing a solar system, improving home energy efficiency, removing outdoor attractants for nuisance wildlife, using vehicles less, encouraging others to preserve archaeological sites, identifying rip currents, planting a living shoreline, being more thoughtful about researching political and social media information, and getting involved in public forums related to environmental policies.

► **Expanded Food & Nutrition Education**

A total of 1,878 limited-resource youth and 216 limited-resource adult caretakers of young children graduated the Expanded Food and Nutrition Education Program. Diet quality, physical activity, food resource management, food safety, and food security knowledge, skills, and positive attitudes and health behaviors increased as measured by EFNEP nationally standardized pre- and post-tests. The average yearly savings on food per EFNEP family was \$545.

► **4-H Youth Programming**

The mission of Escambia County 4-H is to enhance youth development through screened and trained volunteers to teach hands-on life skills. During the 2019-2020 4-H year, 3,723 youth throughout Escambia County participated in 4-H programs, including 2,917 youth participating in school enrichment programs, 500 youth enrolling as members to one of 17 different 4-H clubs, and 306 youth participating in special interest, short-term programs. Ninety-six volunteers donated over 2,700 hours of 4-H programming with an economic value to Escambia County exceeding \$66,000.

## FUNDING PRIORITIES FY 2020 – 21

| Major Issues Funded       | Amount   |
|---------------------------|----------|
| Position Reclassification | \$4,289  |
| Vehicle Replacement       | \$30,000 |



## Performance Measures

|   | FY 2017 / 2018<br>Actual | FY 2018 / 2019<br>Actual | FY 2019 / 2020<br>(Estimate) | FY 2020 / 2021<br>(Estimate*) |
|---|--------------------------|--------------------------|------------------------------|-------------------------------|
| <b>Client satisfaction.</b><br>Residents who had an opportunity to use the information they received through Extension programming.         | 73%                      | 73%                      | 80%                          | 83%                           |
| <b>Promote professional workforce.</b><br>Each Agent belongs to and participates in a professional association and attends annual training. | 100%                     | 100%                     | 100%                         | 100%                          |
| <b>Retain 800 trained volunteers to support and expand outreach of Extension into the community</b>   | 107%                     | 66%                      | 97%                          | 100%                          |



## Statutory Responsibilities

Smith-Lever Act of 1914: Act of 1914 Establishing Cooperative Extension Work. Cooperative Extension was designed as a partnership of the U.S. Department of Agriculture and the land-grant universities, which were authorized by the Federal Morrill Acts of 1862 and 1890.

§1004.37, Fla. Stat. (2010) "County or area extension programs; cooperation between counties and University of Florida and Florida Agricultural and Mechanical University".

Memorandum of Understanding between Florida Cooperative Extension Service, Institute of Food & Agricultural Sciences, University of Florida, the Board of County Commissioners and the Extension Council of Escambia County, Florida, for the Operation of Extension in Escambia County (approved by BCC on 07-19-2007 and fully executed on 09-06-2007).



## Significant Changes for FY 2020 - 21

### 4-H Property

- Two new classroom buildings
- Show animal barns expanded
- Shooting sports range expanded

**Two Extension Agents submitting for UF promotion.**

**Improvements to A/V range expanded.**

**Four outdated staff computers replaced.**

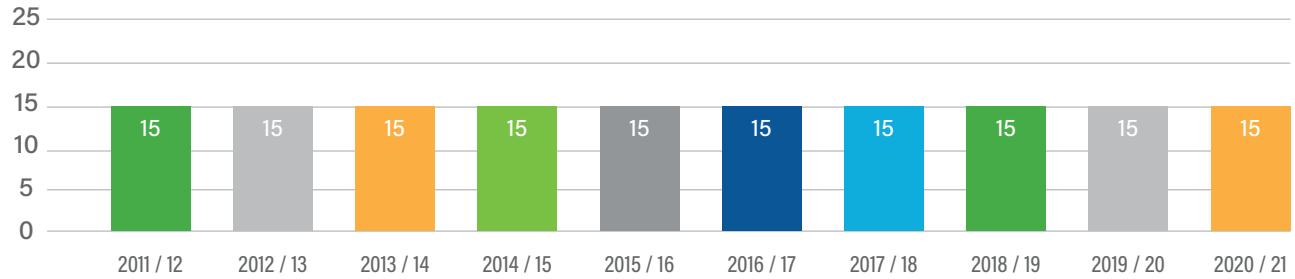
**\$25,000 in grant funding procured by Extension Agents.**

## STAFFING ALLOCATION

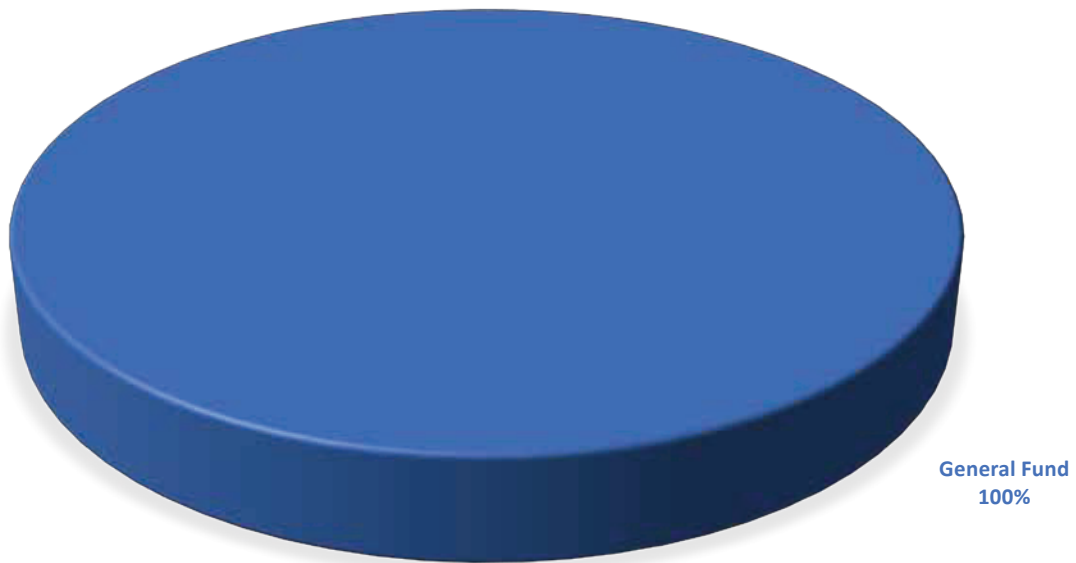
| Position Classification         | Pay Grade | 2018-19 Authorized | 2019-20 Authorized | 2020-21 Adopted |
|---------------------------------|-----------|--------------------|--------------------|-----------------|
| <b>Extension Services</b>       |           |                    |                    |                 |
| Administrative Supervisor       | B31       | 1                  | 1                  | 1               |
| Division Manager                | D63       | 1                  | 1                  | 1               |
| Environmental Technician        | B22       | 1                  | 1                  | 1               |
| Extension Agent I               | GF1       | 1                  | 1                  | 1               |
| Extension Agent II              | GF1       | 4                  | 4                  | 4               |
| Extension Agent III             | GF1       | 2                  | 2                  | 2               |
| Extension Agent IV              | GF1       | 1                  | 1                  | 1               |
| Program Assistant               | B22       | 1                  | 1                  | 1               |
| Senior Office Support Assistant | A12       | 3                  | 3                  | 3               |
| <b>DEPARTMENT TOTAL</b>         |           | <b>15</b>          | <b>15</b>          | <b>15</b>       |



# Number of Employees



# Revenue Funding: \$712K



FUND: 001 - General  
 FUNCTION: Physical Environment  
 ACTIVITY: Finance and Administrative

DEPARTMENT: County Administration  
 DIVISION: County Extension Service  
 COST CENTER: 221201 - County Extension Service

| Account   | Title                                   | Actual<br>FY 18-19 | Adopted<br>FY 19-20 | Proposed<br>FY 20-21 | Adopted<br>FY 20-21 |
|-----------|---|--------------------|---------------------|----------------------|---------------------|
| 51101     | Executive Salaries                      | \$ 0               | \$ 0                | \$ 0                 | 0                   |
| 51201     | Regular Salaries & Wages                | 474,562            | 481,768             | 489,427              | 489,427             |
| 51301     | Other Salaries & Wages                  | 0                  | 0                   | 0                    | 0                   |
| 51401     | Overtime                                | 2,814              | 0                   | 0                    | 0                   |
| 51501     | Special pay                             | 0                  | 0                   | 0                    | 0                   |
| 52101     | FICA Taxes                              | 36,512             | 36,857              | 37,441               | 37,441              |
| 52201     | Retirement Contributions                | 44,652             | 45,729              | 54,545               | 54,545              |
| 52301     | Life & Health Insurance                 | 57,112             | 60,000              | 60,000               | 60,000              |
| 52401     | Workers' Compensation                   | 3,679              | 3,050               | 3,396                | 3,396               |
| 52501     | Unemployment Compensation               | 0                  | 0                   | 0                    | 0                   |
|           | PERSONNEL COSTS                         | <u>619,331</u>     | <u>627,404</u>      | <u>644,809</u>       | <u>644,809</u>      |
| 53101     | Professional Services                   | 0                  | 0                   | 0                    | 0                   |
| 53201     | Accounting & Auditing                   | 0                  | 0                   | 0                    | 0                   |
| 53301     | Court Reporter Services                 | 0                  | 0                   | 0                    | 0                   |
| 53401     | Other Contractual Services              | 32,201             | 126                 | 126                  | 126                 |
| 53501     | Investigations                          | 0                  | 0                   | 0                    | 0                   |
| 53601     | Pension Benefits                        | 0                  | 0                   | 0                    | 0                   |
| 54001     | Travel & Per Diem                       | 7,266              | 9,000               | 9,000                | 9,000               |
| 54101     | Communications                          | 9,260              | 9,096               | 9,096                | 9,096               |
| 54201     | Postage & Freight                       | 190                | 50                  | 50                   | 50                  |
| 54301     | Utility Services                        | 3,420              | 3,066               | 3,066                | 3,066               |
| 54401     | Rentals & Leases                        | 1,565              | 2,346               | 2,346                | 2,346               |
| 54501     | Insurance                               | 0                  | 0                   | 0                    | 0                   |
| 54601     | Repair & Maintenance Services           | 11,042             | 13,052              | 13,052               | 13,052              |
| 54701     | Printing & Binding                      | 81                 | 58                  | 60                   | 60                  |
| 54801     | Promotional Activities                  | 0                  | 0                   | 1,000                | 1,000               |
| 54901     | Other Current Charges & Obligations     | 0                  | 0                   | 0                    | 0                   |
| 54931     | Host Ordinance Items                    | 187                | 300                 | 300                  | 300                 |
| 55101     | Office Supplies                         | 3,647              | 5,970               | 6,370                | 6,370               |
| 55201     | Operating Supplies                      | 4,052              | 4,819               | 6,075                | 10,575              |
| 55204     | Fuel                                    | 5,980              | 6,500               | 7,000                | 7,000               |
| 55401     | Books, Publications, Subs & Memberships | 1,054              | 1,170               | 1,010                | 1,010               |
| 55501     | Training & Registrations                | 1,845              | 4,050               | 4,050                | 4,050               |
| 55801     | Bad Debt                                | 0                  | 0                   | 0                    | 0                   |
| 55901     | Depreciation                            | 0                  | 0                   | 0                    | 0                   |
|           | OPERATING COSTS                         | <u>81,790</u>      | <u>59,603</u>       | <u>62,601</u>        | <u>67,101</u>       |
| 56101     | Land                                    | 0                  | 0                   | 0                    | 0                   |
| 56201     | Buildings                               | 0                  | 0                   | 0                    | 0                   |
| 56301     | Improvements Other Than Buildings       | 0                  | 0                   | 0                    | 0                   |
| 56401     | Machinery & Equipment                   | 27,426             | 4,500               | 4,500                | 0                   |
| 56501     | Construction in Progress                | 0                  | 0                   | 0                    | 0                   |
| 56601     | Books, Publications & Library Materials | 0                  | 0                   | 0                    | 0                   |
|           | CAPITAL OUTLAY                          | <u>27,426</u>      | <u>4,500</u>        | <u>4,500</u>         | <u>0</u>            |
| 57101     | Principal                               | 0                  | 0                   | 0                    | 0                   |
| 57201     | Interest                                | 0                  | 0                   | 0                    | 0                   |
| 57301     | Other Debt Service Costs                | 0                  | 0                   | 0                    | 0                   |
|           | DEBT SERVICE                            | <u>0</u>           | <u>0</u>            | <u>0</u>             | <u>0</u>            |
| 58101     | Aids to Governmental Agencies           | 0                  | 0                   | 0                    | 0                   |
| 58201     | Aids to Private Organizations           | 0                  | 0                   | 0                    | 0                   |
| 58301     | Other Grants & Aids                     | 0                  | 0                   | 0                    | 0                   |
|           | GRANTS AND AIDS                         | <u>0</u>           | <u>0</u>            | <u>0</u>             | <u>0</u>            |
| 59101     | Transfers                               | 0                  | 0                   | 0                    | 0                   |
| 59801     | Reserves                                | 0                  | 0                   | 0                    | 0                   |
|           | NON-OPERATING COSTS                     | <u>0</u>           | <u>0</u>            | <u>0</u>             | <u>0</u>            |
|           | TOTAL BUDGET                            | <u>\$ 728,548</u>  | <u>\$ 691,507</u>   | <u>\$ 711,910</u>    | <u>\$ 711,910</u>   |
| RESOURCES |   |                    |                     |                      |                     |
|           | General Fund Revenues                   | \$ 728,548         | \$ 691,507          | \$ 711,910           | \$ 711,910          |
|           | TOTAL REVENUES                          | <u>\$ 728,548</u>  | <u>\$ 691,507</u>   | <u>\$ 711,910</u>    | <u>\$ 711,910</u>   |



# FACILITIES MANAGEMENT DEPARTMENT



**T**he goal of the Escambia County Facilities Management Department is to provide safe, clean and comfortable facilities for county departments, agencies and the citizens who frequent them. The department is also responsible for the maintenance, repair and security of county-owned and leased buildings, utilities, real estate lease management, space needs planning and the oversight of capital improvement and renovation projects.

# Objectives

## Maintenance Division

- Maintain all buildings and infrastructure for the Board of County Commissioners, Department of Juvenile Justice, Property Appraiser, Supervisor of Elections, Tax Collector, Sheriff, and Article V agencies (Courts, Clerk, State Attorney, Public Defender and Guardian Ad Litem). Services provided include structural, mechanical, plumbing, electrical, roofing, emergency generators, heating/air conditioning and other critical building systems
- Manage security and access control in all buildings. This includes key control and accountability, employee access cards and authorizations, coordinating installation and alterations to building's physical security configurations, maintenance and replacement of system components, and recoring and rekeying various types of locking hardware
- Comply with ADA accessibility for all county-owned buildings, indoor air quality requirements, and state-regulated conveyance systems and pressure vessels
- Maintain and certify all life safety, fire protection systems, and boilers

## Custodial Section

- Manage custodial contracts that are responsible for 65 county-owned or leased facilities
- Provide custodial services of various building by county employees and temporary employees
- Ensure compliance with Center of Disease Control's cleaning recommendations
- Maintain adequate inventory of custodial supplies

## Design and Construction Administration Team (DCAT)

- Provide administrative oversight and project management for all design and construction efforts for the construction of new facilities or the renovation of existing facilities
- Responsible for the planning and development of construction projects in scope development, space needs planning, project budgeting, and selection/ negotiating with architectural and engineering firms, general contractors and administering those services

## Real Estate Section

- Manage acquisition and disposition of all county real estate including escheated properties
- Acquire and manage due diligence contracts for real estate transactions
- Lead strategic planning for real estate portfolio

## Utilities Section

- Management of all water/sewer, electric, and gas utilities servicing county-owned and leased facilities
- Provide support during planning, construction and renovation projects



# Accomplishments

- ▶ Managed construction of 26 projects from design through warranty periods for projects totaling \$168,053,283
- ▶ Reorganized Maintenance Operations including the elimination of positions generating a cost savings of at least \$23,240
- ▶ Responded to COVID-19 through continually monitoring CDC guidance with enhanced cleaning measures and manufacturing and installing equipment for county facilities
- ▶ Developed leased building inventory and created database for building cost to allow for visibility in current and future lease agreements
- ▶ Decentralized warehouse inventory for efficiency and stock reduction
- ▶ Completed ordering of new correctional facility furniture, fixtures and equipment under budget
- ▶ Created Generator Maintenance Program to ensure 51 units are operational and ready for emergency use

## FUNDING PRIORITIES FY 2020 – 21

| Major Issues Funded  | Amount              |
|--|---------------------|
| Manage 10 New Major Construction Projects  | <b>\$18,325,000</b> |
| Maintain 2,755,526 square feet of conditioned space  | <b>\$3,871,130</b>  |
| Provide Custodial Services for 69 Buildings  | <b>\$1,389,700</b>  |
| Roof Replacement and Repairs<br>(Century Courthouse, Parks and Rec., Road Dept.)               | <b>\$164,390</b>    |
| HVAC Projects<br>(Judicial, Century Healthy Start, Parks and Rec., Road Dept., & Work Release) | <b>\$162,930</b>    |
| Judicial Parking Garage Repairs  | <b>\$152,200</b>    |



## Performance Measures

|   | FY 2017 / 2018<br>Actual         | FY 2018 / 2019<br>Actual         | FY 2019 / 2020<br>(Estimate)     | FY 2020 / 2021<br>(Estimate)     |
|---|----------------------------------|----------------------------------|----------------------------------|----------------------------------|
| Maintenance Program Square Foot Cost  | \$1.77<br>sq. ft.                | \$1.64<br>sq. ft.                | \$1.62<br>sq. ft.                | \$1.83<br>sq. ft.                |
| Utilities Square Foot Cost  | \$3,757,074<br>\$2.00<br>sq. ft. | \$4,188,206<br>\$2.05<br>sq. ft. | \$4,089,194<br>\$2.13<br>sq. ft. | \$5,021,799<br>\$2.29<br>sq. ft. |
| Custodial Program Square Foot Cost  | 98¢<br>sq. ft.                   | \$1.03<br>sq. ft.                | \$1.07<br>sq. ft.                | \$1.19<br>sq. ft.                |
| Design Construction Administration Team (DCAT) Total Cost % of Project Budget | 6.58%<br>of Project Cost         | .32%<br>of Project Cost          | .48%<br>of Project Cost          | 1.82%<br>of Project Cost         |



## Benchmark Data

|   | Escambia County        | Benchmark                |
|---|------------------------|--------------------------|
| Square Foot Maintenance Cost                        | \$1.83 per square foot | < \$2.21 per square foot |
| Square Foot Custodial Cost                          | \$1.19 per square foot | < \$1.77 per square foot |
| Square Foot Utilities Cost                          | \$2.29 per square foot | < \$2.67 per square foot |
| Administrative Percentage of Capital Project Budget | 1.82%                  | < 4%                     |

Sources: International Facilities Management Association (IFMA) Southeast Region Comparison FEMA CEF Instructional Guide v2.1 (2009) adjusted for inflation.



## Statutory Responsibilities

- Constitution of the State of Florida, Article V, Section 14 (Judiciary)
- Florida Statute, Chapter 255 (Public Property and Publicly Owned Buildings)
- Florida Statute Chapter 386 (Particular Conditions Affecting Public Health - Indoor Air Quality)
- Florida Statute Chapter 29 (Court System Funding)
- Florida Statute Chapter 125 (County Government - Provide and Maintain County Buildings)



## Goals

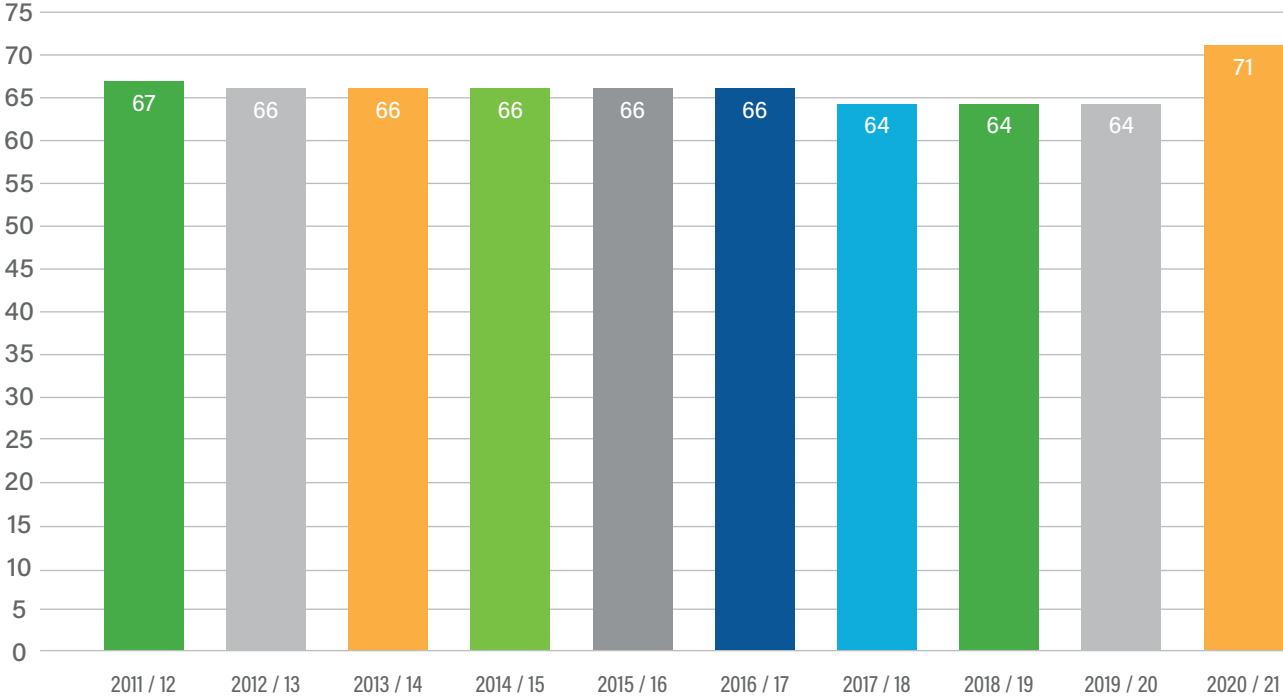
The goal of the Facilities Management Department is to provide safe, clean and comfortable facilities for county departments, agencies and the citizens who frequent them.

**STAFFING ALLOCATION**

| <b>Position Classification</b>    | <b>Pay Grade</b> | <b>2018-19 Authorized</b> | <b>2019-20 Authorized</b> | <b>2020-21 Adopted</b> |
|-----------------------------------|------------------|---------------------------|---------------------------|------------------------|
| <b>Administration</b>             |                  |                           |                           |                        |
| Accounting Technician             | B21              | 1                         | 1                         | 1                      |
| Department Director II            | E82              | 1                         | 1                         | 1                      |
| Director's Aide                   | B32              | 1                         | 1                         | 1                      |
| <b>TOTAL</b>                      |                  | <b>3</b>                  | <b>3</b>                  | <b>3</b>               |
| <b>Maintenance</b>                |                  |                           |                           |                        |
| Administrative Supervisor         | B31              | 1                         | 1                         | 0                      |
| Division Manager                  | D63              | 1                         | 1                         | 1                      |
| Maintenance Shop Supervisor       | B23              | 3                         | 3                         | 6                      |
| Maintenance Technician            | B22              | 30                        | 30                        | 30                     |
| Maintenance Worker                | B21              | 10                        | 10                        | 9                      |
| Program Manager-Fac Constr Maint  | B31              | 2                         | 2                         | 2                      |
| Senior Office Support Assistant   | A12              | 2                         | 2                         | 2                      |
| Storekeeper/Warehouse Technician  | A13              | 1                         | 1                         | 0                      |
| <b>TOTAL</b>                      |                  | <b>50</b>                 | <b>50</b>                 | <b>50</b>              |
| <b>Custodial</b>                  |                  |                           |                           |                        |
| Custodial Manager                 | B31              | 1                         | 1                         | 1                      |
| Custodial Supervisor              | A13              | 1                         | 1                         | 1                      |
| Custodial Worker                  | A11              | 5                         | 5                         | 8*                     |
| <b>TOTAL</b>                      |                  | <b>7</b>                  | <b>7</b>                  | <b>10</b>              |
| <b>Utilities</b>                  |                  |                           |                           |                        |
| Energy Manager                    | C43              | 1                         | 1                         | 1                      |
| <b>TOTAL</b>                      |                  | <b>1</b>                  | <b>1</b>                  | <b>1</b>               |
| <b>D.C.A.T.</b>                   |                  |                           |                           |                        |
| Administrative Assistant          | B22              | 1                         | 1                         | 1                      |
| Construction Manager              | C51              | 1                         | 1                         | 1                      |
| Division Manager                  | D63              | 1                         | 1                         | 1                      |
| <b>TOTAL</b>                      |                  | <b>3</b>                  | <b>3</b>                  | <b>3</b>               |
| <b>Real Estate &amp; Property</b> |                  |                           |                           |                        |
| Real Estate Manager               | U735             | 0                         | 0                         | 1*                     |
| Property Program Coordinator      | U901             | 0                         | 0                         | 1*                     |
| Property Project Coordinator      | U734             | 0                         | 0                         | 1*                     |
| Real Estate Specialist            | C133             | 0                         | 0                         | 1*                     |
| <b>TOTAL</b>                      |                  | <b>0</b>                  | <b>0</b>                  | <b>4*</b>              |
| <b>DEPARTMENT TOTAL</b>           |                  | <b>64</b>                 | <b>64</b>                 | <b>71</b>              |

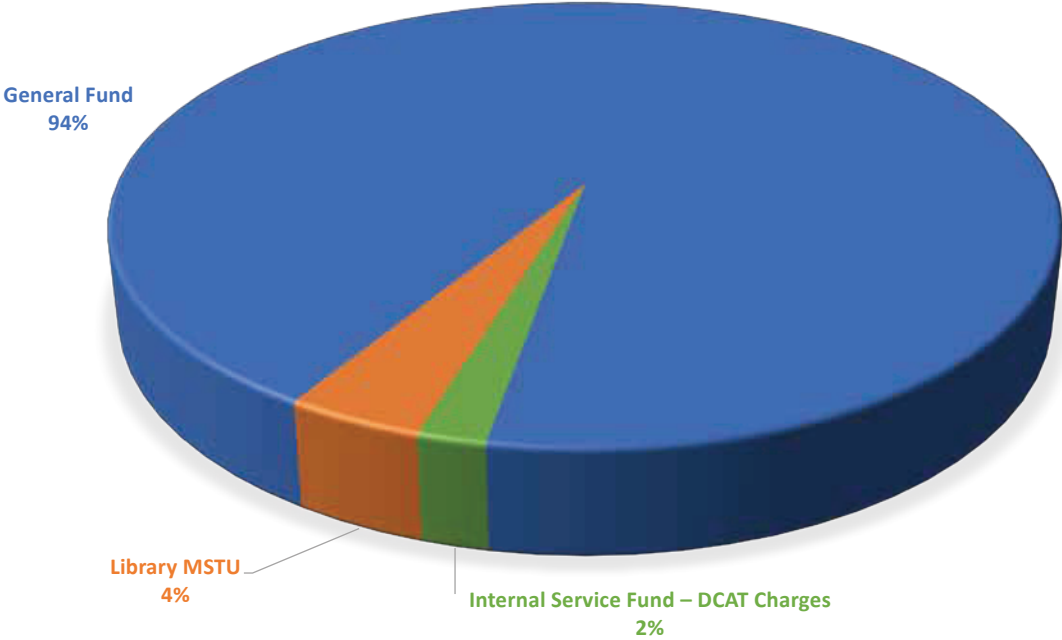
\*Includes 7 employees transferred from other County Departments and 3 eliminated positions

# Employees



\*Includes 3 employees transferred from other County Departments

# Revenue Funding: \$12.4M





FUND: 001 - General Fund  
 FUNCTION: General Government  
 ACTIVITY: Finance & Administrative

DEPARTMENT: Facilities Management  
 DIVISION: Administration  
 COST CENTER: 310101 - Administration

| Account   | Title  | Actual<br>FY 18-19 | Adopted<br>FY 19-20 | Proposed<br>FY 20-21 | Adopted<br>FY 20-21 |
|-----------|--|--------------------|---------------------|----------------------|---------------------|
| 51101     | Executive Salaries                               | \$ 0               | \$ 0                | \$ 0                 | \$ 0                |
| 51201     | Regular Salaries & Wages                         | 150,988            | 178,419             | 242,695              | 242,695             |
| 51301     | Other Salaries & Wages                           | 0                  | 0                   | 0                    | 0                   |
| 51401     | Overtime   | 429                | 0                   | 0                    | 0                   |
| 51501     | Special pay                                      | 0                  | 7,200               | 4,800                | 4,800               |
| 52101     | FICA Taxes                                       | 11,743             | 14,200              | 18,933               | 18,933              |
| 52201     | Retirement Contributions                         | 12,585             | 32,504              | 44,356               | 44,356              |
| 52301     | Life & Health Insurance                          | 10,046             | 30,000              | 40,000               | 40,000              |
| 52401     | Workers' Compensation                            | 441                | 257                 | 379                  | 379                 |
| 52501     | Unemployment Compensation                        | 0                  | 0                   | 0                    | 0                   |
|           | PERSONNEL COSTS                                  | <u>186,233</u>     | <u>262,580</u>      | <u>351,163</u>       | <u>351,163</u>      |
| 53101     | Professional Services                            | 0                  | 0                   | 0                    | 0                   |
| 53201     | Accounting & Auditing                            | 0                  | 0                   | 0                    | 0                   |
| 53301     | Court Reporter Services                          | 0                  | 0                   | 0                    | 0                   |
| 53401     | Other Contractual Services                       | 0                  | 0                   | 0                    | 0                   |
| 53501     | Investigations                                   | 0                  | 0                   | 0                    | 0                   |
| 53601     | Pension Benefits                                 | 0                  | 0                   | 0                    | 0                   |
| 54001     | Travel & Per Diem                                | 0                  | 3,775               | 4,200                | 4,200               |
| 54101     | Communications                                   | 3,729              | 3,500               | 3,500                | 3,500               |
| 54201     | Postage & Freight                                | 36                 | 88                  | 88                   | 88                  |
| 54301     | Utility Services                                 | 0                  | 0                   | 0                    | 0                   |
| 54401     | Rentals & Leases                                 | 0                  | 0                   | 0                    | 0                   |
| 54501     | Insurance  | 0                  | 0                   | 0                    | 0                   |
| 54601     | Repair & Maintenance Services                    | 5,937              | 0                   | 0                    | 0                   |
| 54701     | Printing & Binding                               | 0                  | 976                 | 976                  | 976                 |
| 54801     | Promotional Activities                           | 0                  | 0                   | 0                    | 0                   |
| 54901     | Other Current Charges & Obligations              | 0                  | 0                   | 0                    | 0                   |
| 54931     | Host Ordinance Items                             | 437                | 372                 | 872                  | 872                 |
| 55101     | Office Supplies                                  | 3,243              | 5,000               | 5,000                | 5,000               |
| 55201     | Operating Supplies                               | 5,997              | 3,023               | 5,000                | 5,000               |
| 55301     | Road Materials & Supplies                        | 0                  | 0                   | 0                    | 0                   |
| 55401     | Books, Publications, Subscriptions & Memberships | 1,303              | 3,736               | 2,142                | 2,142               |
| 55501     | Training & Registrations                         | 1,035              | 6,855               | 8,205                | 8,205               |
| 55801     | Bad Debt   | 0                  | 0                   | 0                    | 0                   |
| 55901     | Depreciation                                     | 0                  | 0                   | 0                    | 0                   |
|           | OPERATING COSTS                                  | <u>21,716</u>      | <u>27,325</u>       | <u>29,983</u>        | <u>29,983</u>       |
| 56101     | Land   | 0                  | 0                   | 0                    | 0                   |
| 56201     | Buildings  | 0                  | 0                   | 0                    | 0                   |
| 56301     | Improvements Other Than Buildings                | 0                  | 0                   | 0                    | 0                   |
| 56401     | Machinery & Equipment                            | 4,658              | 0                   | 0                    | 0                   |
| 56501     | Construction in Progress                         | 0                  | 0                   | 0                    | 0                   |
| 56601     | Books, Publications & Library Materials          | 0                  | 0                   | 0                    | 0                   |
|           | CAPITAL OUTLAY                                   | <u>4,658</u>       | <u>0</u>            | <u>0</u>             | <u>0</u>            |
| 57101     | Principal  | 0                  | 0                   | 0                    | 0                   |
| 57201     | Interest   | 0                  | 0                   | 0                    | 0                   |
| 57301     | Other Debt Service Costs                         | 0                  | 0                   | 0                    | 0                   |
|           | DEBT SERVICE                                     | <u>0</u>           | <u>0</u>            | <u>0</u>             | <u>0</u>            |
| 58101     | Aids to Governmental Agencies                    | 0                  | 0                   | 0                    | 0                   |
| 58201     | Aids to Private Organizations                    | 0                  | 0                   | 0                    | 0                   |
| 58301     | Other Grants and Aids                            | 0                  | 0                   | 0                    | 0                   |
|           | GRANTS AND AIDS                                  | <u>0</u>           | <u>0</u>            | <u>0</u>             | <u>0</u>            |
| 59101     | Transfers  | 0                  | 0                   | 0                    | 0                   |
| 59801     | Reserves   | 0                  | 0                   | 0                    | 0                   |
|           | NON-OPERATING COSTS                              | <u>0</u>           | <u>0</u>            | <u>0</u>             | <u>0</u>            |
|           | TOTAL BUDGET                                     | <u>\$ 212,606</u>  | <u>\$ 289,905</u>   | <u>\$ 381,146</u>    | <u>\$ 381,146</u>   |
| RESOURCES |  |                    |                     |                      |                     |
|           | General Fund Revenues                            | \$ 212,606         | \$ 289,905          | \$ 381,146           | \$ 381,146          |
|           | TOTAL REVENUES                                   | <u>\$ 212,606</u>  | <u>\$ 289,905</u>   | <u>\$ 381,146</u>    | <u>\$ 381,146</u>   |



FUND: 001 - General Fund  
 FUNCTION: General Government  
 ACTIVITY: Other General Gov't Services

DEPARTMENT: Facilities Management  
 DIVISION: Facilities Maintenance  
 COST CENTER: 310203 - Maintenance

| Account   | Title  | Actual<br>FY 18-19  | Adopted<br>FY 19-20 | Proposed<br>FY 20-21 | Adopted<br>FY 20-21 |
|-----------|--|---------------------|---------------------|----------------------|---------------------|
| 51101     | Executive Salaries                               | \$ 0                | \$ 0                | \$ 0                 | \$ 0                |
| 51201     | Regular Salaries & Wages                         | 1,672,640           | 1,820,552           | 1,766,546            | 1,766,546           |
| 51301     | Other Salaries & Wages                           | 0                   | 8,320               | 8,320                | 8,320               |
| 51401     | Overtime   | 13,292              | 15,000              | 15,000               | 15,000              |
| 51501     | Special pay                                      | 0                   | 9,600               | 14,400               | 14,400              |
| 52101     | FICA Taxes                                       | 129,734             | 141,791             | 138,026              | 138,026             |
| 52201     | Retirement Contributions                         | 142,089             | 164,297             | 191,952              | 191,952             |
| 52301     | Life & Health Insurance                          | 495,366             | 500,000             | 500,000              | 500,000             |
| 52401     | Workers' Compensation                            | 64,282              | 53,283              | 56,932               | 56,932              |
| 52501     | Unemployment Compensation                        | 0                   | 0                   | 0                    | 0                   |
|           | PERSONNEL COSTS                                  | <u>2,517,403</u>    | <u>2,712,843</u>    | <u>2,691,176</u>     | <u>2,691,176</u>    |
| 53101     | Professional Services                            | 15,427              | 0                   | 36,000               | 36,000              |
| 53201     | Accounting & Auditing                            | 0                   | 0                   | 0                    | 0                   |
| 53301     | Court Reporter Services                          | 0                   | 0                   | 0                    | 0                   |
| 53401     | Other Contractual Services                       | 31,638              | 43,465              | 41,411               | 41,411              |
| 53501     | Investigations                                   | 0                   | 0                   | 0                    | 0                   |
| 53601     | Pension Benefits                                 | 0                   | 0                   | 0                    | 0                   |
| 54001     | Travel & Per Diem                                | 0                   | 0                   | 0                    | 0                   |
| 54101     | Communications                                   | 28,037              | 31,779              | 31,779               | 31,779              |
| 54201     | Postage & Freight                                | 47                  | 750                 | 50                   | 50                  |
| 54301     | Utility Services                                 | 154,275             | 176,209             | 191,125              | 191,125             |
| 54401     | Rentals & Leases                                 | 4,586               | 6,900               | 3,488                | 3,488               |
| 54501     | Insurance  | 0                   | 0                   | 0                    | 0                   |
| 54601     | Repair & Maintenance Services                    | 717,606             | 726,519             | 739,578              | 739,578             |
| 54701     | Printing & Binding                               | 0                   | 0                   | 0                    | 0                   |
| 54801     | Promotional Activities                           | 0                   | 0                   | 0                    | 0                   |
| 54901     | Other Current Charges & Obligations              | 2,370               | 3,870               | 4,245                | 4,245               |
| 54931     | Host Ordinance                                   | 0                   | 0                   | 0                    | 0                   |
| 55101     | Office Supplies                                  | 0                   | 0                   | 0                    | 0                   |
| 55201     | Operating Supplies                               | 103,650             | 91,220              | 91,200               | 91,200              |
| 55204     | Fuel   | 36,512              | 47,000              | 41,082               | 41,082              |
| 55401     | Books, Publications, Subscriptions & Memberships | 0                   | 0                   | 0                    | 0                   |
| 55501     | Training & Registrations                         | 0                   | 0                   | 0                    | 0                   |
| 55801     | Bad Debt   | 0                   | 0                   | 0                    | 0                   |
| 55901     | Depreciation                                     | 0                   | 0                   | 0                    | 0                   |
|           | OPERATING COSTS                                  | <u>1,094,148</u>    | <u>1,127,712</u>    | <u>1,179,958</u>     | <u>1,179,958</u>    |
| 56101     | Land   | 0                   | 0                   | 0                    | 0                   |
| 56201     | Buildings  | 0                   | 0                   | 0                    | 0                   |
| 56301     | Improvements Other Than Buildings                | 0                   | 0                   | 0                    | 0                   |
| 56401     | Machinery & Equipment                            | 4,976               | 0                   | 0                    | 0                   |
| 56501     | Construction in Progress                         | 0                   | 0                   | 0                    | 0                   |
| 56601     | Books, Publications & Library Materials          | 0                   | 0                   | 0                    | 0                   |
|           | CAPITAL OUTLAY                                   | <u>4,976</u>        | <u>0</u>            | <u>0</u>             | <u>0</u>            |
| 57101     | Principal  | 0                   | 0                   | 0                    | 0                   |
| 57201     | Interest   | 0                   | 0                   | 0                    | 0                   |
| 57301     | Other Debt Service Costs                         | 0                   | 0                   | 0                    | 0                   |
|           | DEBT SERVICE                                     | <u>0</u>            | <u>0</u>            | <u>0</u>             | <u>0</u>            |
| 58101     | Aids to Governmental Agencies                    | 0                   | 0                   | 0                    | 0                   |
| 58201     | Aids to Private Organizations                    | 0                   | 0                   | 0                    | 0                   |
| 58301     | Other Grants and Aids                            | 0                   | 0                   | 0                    | 0                   |
|           | GRANTS AND AIDS                                  | <u>0</u>            | <u>0</u>            | <u>0</u>             | <u>0</u>            |
| 59101     | Transfers  | 0                   | 0                   | 0                    | 0                   |
| 59801     | Reserves   | 0                   | 0                   | 0                    | 0                   |
|           | NON-OPERATING COSTS                              | <u>0</u>            | <u>0</u>            | <u>0</u>             | <u>0</u>            |
|           | TOTAL BUDGET                                     | <u>\$ 3,616,528</u> | <u>\$ 3,840,555</u> | <u>\$ 3,871,134</u>  | <u>\$ 3,871,134</u> |
| RESOURCES |  |                     |                     |                      |                     |
|           | General Fund Revenues                            | \$ 3,616,528        | \$ 3,840,555        | \$ 3,871,134         | \$ 3,871,134        |
|           | TOTAL REVENUES                                   | <u>\$ 3,616,528</u> | <u>\$ 3,840,555</u> | <u>\$ 3,871,134</u>  | <u>\$ 3,871,134</u> |

FUND: 001 - General Fund  
 FUNCTION: General Government  
 ACTIVITY: Other General Gov't Services

DEPARTMENT: Facilities Management  
 DIVISION: Maintenance  
 COST CENTER: 310202 - Custodial

| Account   | Title  | Actual<br>FY 18-19  | Adopted<br>FY 19-20 | Proposed<br>FY 20-21 | Adopted<br>FY 20-21 |
|-----------|--|---------------------|---------------------|----------------------|---------------------|
| 51101     | Executive Salaries                               | \$ 0                | \$ 0                | \$ 0                 | \$ 0                |
| 51201     | Regular Salaries & Wages                         | 212,646             | 213,711             | 273,907              | 273,907             |
| 51301     | Other Salaries & Wages                           | 0                   | 0                   | 0                    | 0                   |
| 51401     | Overtime   | 845                 | 3,000               | 3,000                | 3,000               |
| 51501     | Special pay                                      | 0                   | 0                   | 0                    | 0                   |
| 52101     | FICA Taxes                                       | 16,349              | 16,578              | 21,184               | 21,184              |
| 52201     | Retirement Contributions                         | 19,412              | 20,051              | 30,470               | 30,470              |
| 52301     | Life & Health Insurance                          | 58,022              | 70,000              | 90,000               | 90,000              |
| 52401     | Workers' Compensation                            | 8,083               | 6,825               | 9,695                | 9,695               |
| 52501     | Unemployment Compensation                        | 0                   | 0                   | 0                    | 0                   |
|           | PERSONNEL COSTS                                  | <u>315,357</u>      | <u>330,165</u>      | <u>428,256</u>       | <u>428,256</u>      |
| 53101     | Professional Services                            | 0                   | 0                   | 0                    | 0                   |
| 53201     | Accounting & Auditing                            | 0                   | 0                   | 0                    | 0                   |
| 53301     | Court Reporter Services                          | 0                   | 0                   | 0                    | 0                   |
| 53401     | Other Contractual Services                       | 794,165             | 869,440             | 912,842              | 912,842             |
| 53501     | Investigations                                   | 0                   | 0                   | 0                    | 0                   |
| 53601     | Pension Benefits                                 | 0                   | 0                   | 0                    | 0                   |
| 54001     | Travel & Per Diem                                | 0                   | 0                   | 0                    | 0                   |
| 54101     | Communications                                   | 2,090               | 1,700               | 1,700                | 1,700               |
| 54201     | Postage & Freight                                | 0                   | 0                   | 0                    | 0                   |
| 54301     | Utility Services                                 | 0                   | 0                   | 0                    | 0                   |
| 54401     | Rentals & Leases                                 | 0                   | 1,960               | 0                    | 0                   |
| 54501     | Insurance  | 0                   | 0                   | 0                    | 0                   |
| 54601     | Repair & Maintenance Services                    | 441                 | 500                 | 500                  | 500                 |
| 54701     | Printing & Binding                               | 0                   | 0                   | 0                    | 0                   |
| 54801     | Promotional Activities                           | 0                   | 0                   | 0                    | 0                   |
| 54901     | Other Current Charges & Obligations              | 0                   | 0                   | 0                    | 0                   |
| 54931     | Host Ordinance                                   | 0                   | 0                   | 0                    | 0                   |
| 55101     | Office Supplies                                  | 0                   | 0                   | 0                    | 0                   |
| 55201     | Operating Supplies                               | 41,272              | 43,865              | 46,393               | 46,393              |
| 55301     | Road Materials & Supplies                        | 0                   | 0                   | 0                    | 0                   |
| 55401     | Books, Publications, Subscriptions & Memberships | 0                   | 0                   | 0                    | 0                   |
| 55501     | Training & Registrations                         | 0                   | 0                   | 0                    | 0                   |
| 55801     | Bad Debt   | 0                   | 0                   | 0                    | 0                   |
| 55901     | Depreciation                                     | 0                   | 0                   | 0                    | 0                   |
|           | OPERATING COSTS                                  | <u>837,967</u>      | <u>917,465</u>      | <u>961,435</u>       | <u>961,435</u>      |
| 56101     | Land   | 0                   | 0                   | 0                    | 0                   |
| 56201     | Buildings  | 0                   | 0                   | 0                    | 0                   |
| 56301     | Improvements Other Than Buildings                | 0                   | 0                   | 0                    | 0                   |
| 56401     | Machinery & Equipment                            | 2,432               | 0                   | 0                    | 0                   |
| 56501     | Construction in Progress                         | 0                   | 0                   | 0                    | 0                   |
| 56601     | Books, Publications & Library Materials          | 0                   | 0                   | 0                    | 0                   |
|           | CAPITAL OUTLAY                                   | <u>2,432</u>        | <u>0</u>            | <u>0</u>             | <u>0</u>            |
| 57101     | Principal  | 0                   | 0                   | 0                    | 0                   |
| 57201     | Interest   | 0                   | 0                   | 0                    | 0                   |
| 57301     | Other Debt Service Costs                         | 0                   | 0                   | 0                    | 0                   |
|           | DEBT SERVICE                                     | <u>0</u>            | <u>0</u>            | <u>0</u>             | <u>0</u>            |
| 58101     | Aids to Governmental Agencies                    | 0                   | 0                   | 0                    | 0                   |
| 58201     | Aids to Private Organizations                    | 0                   | 0                   | 0                    | 0                   |
| 58301     | Other Grants and Aids                            | 0                   | 0                   | 0                    | 0                   |
|           | GRANTS AND AIDS                                  | <u>0</u>            | <u>0</u>            | <u>0</u>             | <u>0</u>            |
| 59101     | Transfers  | 0                   | 0                   | 0                    | 0                   |
| 59801     | Reserves   | 0                   | 0                   | 0                    | 0                   |
|           | NON-OPERATING COSTS                              | <u>0</u>            | <u>0</u>            | <u>0</u>             | <u>0</u>            |
|           | TOTAL BUDGET                                     | <u>\$ 1,155,756</u> | <u>\$ 1,247,630</u> | <u>\$ 1,389,691</u>  | <u>\$ 1,389,691</u> |
| RESOURCES |  |                     |                     |                      |                     |
|           | General Fund Revenues                            | \$ 1,155,756        | \$ 1,247,630        | \$ 1,389,691         | \$ 1,389,691        |
|           | TOTAL REVENUES                                   | <u>\$ 1,155,756</u> | <u>\$ 1,247,630</u> | <u>\$ 1,389,691</u>  | <u>\$ 1,389,691</u> |

FUND: 001 - General Fund  
 FUNCTION: General Government  
 ACTIVITY: Finance & Administrative

DEPARTMENT: Facilities Management  
 DIVISION: Administration  
 COST CENTER: 310207 - Utilities

| Account   | Title  | Actual<br>FY 18-19  | Adopted<br>FY 19-20 | Proposed<br>FY 20-21 | Adopted<br>FY 20-21 |
|-----------|--|---------------------|---------------------|----------------------|---------------------|
| 51101     | Executive Salaries                               | \$ 0                | \$ 0                | \$ 0                 | 0                   |
| 51201     | Regular Salaries & Wages                         | 55,802              | 57,288              | 57,283               | 57,283              |
| 51301     | Other Salaries & Wages                           | 0                   | 0                   | 0                    | 0                   |
| 51401     | Overtime   | 0                   | 0                   | 0                    | 0                   |
| 51501     | Special pay                                      | 0                   | 2,400               | 2,400                | 2,400               |
| 52101     | FICA Taxes                                       | 4,452               | 4,566               | 4,566                | 4,566               |
| 52201     | Retirement Contributions                         | 4,643               | 5,056               | 5,968                | 5,968               |
| 52301     | Life & Health Insurance                          | 2,461               | 10,000              | 10,000               | 10,000              |
| 52401     | Workers' Compensation                            | 107                 | 83                  | 91                   | 91                  |
| 52501     | Unemployment Compensation                        | 0                   | 0                   | 0                    | 0                   |
|           | PERSONNEL COSTS                                  | <u>67,466</u>       | <u>79,393</u>       | <u>80,308</u>        | <u>80,308</u>       |
| 53101     | Professional Services                            | 0                   | 0                   | 0                    | 0                   |
| 53201     | Accounting & Auditing                            | 0                   | 0                   | 0                    | 0                   |
| 53301     | Court Reporter Services                          | 0                   | 0                   | 0                    | 0                   |
| 53401     | Other Contractual Services                       | 0                   | 0                   | 0                    | 0                   |
| 53501     | Investigations                                   | 0                   | 0                   | 0                    | 0                   |
| 53601     | Pension Benefits                                 | 0                   | 0                   | 0                    | 0                   |
| 54001     | Travel & Per Diem                                | 0                   | 0                   | 0                    | 0                   |
| 54101     | Communications                                   | 0                   | 0                   | 0                    | 0                   |
| 54201     | Postage & Freight                                | 0                   | 0                   | 0                    | 0                   |
| 54301     | Utility Services                                 | 4,116,718           | 4,599,250           | 4,925,000            | 4,925,000           |
| 54401     | Rentals & Leases                                 | 0                   | 0                   | 0                    | 0                   |
| 54501     | Insurance  | 0                   | 0                   | 0                    | 0                   |
| 54601     | Repair & Maintenance Services                    | 0                   | 0                   | 0                    | 0                   |
| 54701     | Printing & Binding                               | 0                   | 0                   | 0                    | 0                   |
| 54801     | Promotional Activities                           | 0                   | 0                   | 0                    | 0                   |
| 54901     | Other Current Charges & Obligations              | 0                   | 0                   | 0                    | 0                   |
| 54931     | Host Ordinance                                   | 0                   | 0                   | 0                    | 0                   |
| 55101     | Office Supplies                                  | 0                   | 0                   | 0                    | 0                   |
| 55201     | Operating Supplies                               | 0                   | 0                   | 0                    | 0                   |
| 55301     | Road Materials & Supplies                        | 0                   | 0                   | 0                    | 0                   |
| 55401     | Books, Publications, Subscriptions & Memberships | 0                   | 0                   | 0                    | 0                   |
| 55501     | Training & Registrations                         | 0                   | 0                   | 0                    | 0                   |
| 55801     | Bad Debt   | 0                   | 0                   | 0                    | 0                   |
| 55901     | Depreciation                                     | 0                   | 0                   | 0                    | 0                   |
|           | OPERATING COSTS                                  | <u>4,116,718</u>    | <u>4,599,250</u>    | <u>4,925,000</u>     | <u>4,925,000</u>    |
| 56101     | Land   | 0                   | 0                   | 0                    | 0                   |
| 56201     | Buildings  | 0                   | 0                   | 0                    | 0                   |
| 56301     | Improvements Other Than Buildings                | 0                   | 0                   | 0                    | 0                   |
| 56401     | Machinery & Equipment                            | 0                   | 0                   | 0                    | 0                   |
| 56501     | Construction in Progress                         | 0                   | 0                   | 0                    | 0                   |
| 56601     | Books, Publications & Library Materials          | 0                   | 0                   | 0                    | 0                   |
|           | CAPITAL OUTLAY                                   | <u>0</u>            | <u>0</u>            | <u>0</u>             | <u>0</u>            |
| 57101     | Principal  | 0                   | 0                   | 0                    | 0                   |
| 57201     | Interest   | 0                   | 0                   | 0                    | 0                   |
| 57301     | Other Debt Service Costs                         | 0                   | 0                   | 0                    | 0                   |
|           | DEBT SERVICE                                     | <u>0</u>            | <u>0</u>            | <u>0</u>             | <u>0</u>            |
| 58101     | Aids to Governmental Agencies                    | 0                   | 0                   | 0                    | 0                   |
| 58201     | Aids to Private Organizations                    | 0                   | 0                   | 0                    | 0                   |
| 58301     | Other Grants and Aids                            | 0                   | 0                   | 0                    | 0                   |
|           | GRANTS AND AIDS                                  | <u>0</u>            | <u>0</u>            | <u>0</u>             | <u>0</u>            |
| 59101     | Transfers  | 0                   | 0                   | 0                    | 0                   |
| 59801     | Reserves   | 0                   | 0                   | 0                    | 0                   |
|           | NON-OPERATING COSTS                              | <u>0</u>            | <u>0</u>            | <u>0</u>             | <u>0</u>            |
|           | TOTAL BUDGET                                     | <u>\$ 4,184,184</u> | <u>\$ 4,678,643</u> | <u>\$ 5,005,308</u>  | <u>\$ 5,005,308</u> |
| RESOURCES |  |                     |                     |                      |                     |
|           | General Fund Revenues                            | \$ 4,184,184        | \$ 4,678,643        | \$ 5,005,308         | \$ 5,005,308        |
|           | TOTAL REVENUES                                   | <u>\$ 4,184,184</u> | <u>\$ 4,678,643</u> | <u>\$ 5,005,308</u>  | <u>\$ 5,005,308</u> |

FUND: 501 - Internal Service Fund  
 FUNCTION: Public Safety  
 ACTIVITY: Emergency/Disaster Relief

DEPARTMENT: Facilities Management  
 DIVISION: DCAT  
 COST CENTER: 310205 - DCAT-Construction Services

| Account   | Title  | Actual<br>FY 18-19 | Adopted<br>FY 19-20 | Proposed<br>FY 20-21 | Adopted<br>FY 20-21 |
|-----------|--|--------------------|---------------------|----------------------|---------------------|
| 51101     | Executive Salaries                               | \$ 0               | \$ 0                | \$ 0                 | 0                   |
| 51201     | Regular Salaries & Wages                         | 194,450            | 194,271             | 194,269              | 194,269             |
| 51301     | Other Salaries & Wages                           | 0                  | 0                   | 0                    | 0                   |
| 51401     | Overtime   | 0                  | 0                   | 0                    | 0                   |
| 51501     | Special pay                                      | 0                  | 0                   | 0                    | 0                   |
| 52101     | FICA Taxes                                       | 14,873             | 14,862              | 14,861               | 14,861              |
| 52201     | Retirement Contributions                         | 18,624             | 21,584              | 25,266               | 25,266              |
| 52301     | Life & Health Insurance                          | 42,430             | 30,000              | 30,000               | 30,000              |
| 52401     | Workers' Compensation                            | 1,572              | 1,471               | 1,732                | 1,732               |
| 52501     | Unemployment Compensation                        | 0                  | 0                   | 0                    | 0                   |
|           | PERSONNEL COSTS                                  | <u>271,950</u>     | <u>262,188</u>      | <u>266,128</u>       | <u>266,128</u>      |
| 53101     | Professional Services                            | 0                  | 0                   | 0                    | 0                   |
| 53201     | Accounting & Auditing                            | 0                  | 0                   | 0                    | 0                   |
| 53301     | Court Reporter Services                          | 0                  | 0                   | 0                    | 0                   |
| 53401     | Other Contractual Services                       | 0                  | 0                   | 0                    | 0                   |
| 53501     | Investigations                                   | 0                  | 0                   | 0                    | 0                   |
| 53601     | Pension Benefits                                 | 0                  | 0                   | 0                    | 0                   |
| 54001     | Travel & Per Diem                                | 0                  | 0                   | 0                    | 0                   |
| 54101     | Communications                                   | 0                  | 0                   | 0                    | 0                   |
| 54201     | Postage & Freight                                | 0                  | 0                   | 0                    | 0                   |
| 54301     | Utility Services                                 | 0                  | 0                   | 0                    | 0                   |
| 54401     | Rentals & Leases                                 | 0                  | 0                   | 0                    | 0                   |
| 54501     | Insurance  | 0                  | 0                   | 0                    | 0                   |
| 54601     | Repair & Maintenance Services                    | 0                  | 0                   | 0                    | 0                   |
| 54701     | Printing & Binding                               | 0                  | 0                   | 0                    | 0                   |
| 54801     | Promotional Activities                           | 0                  | 0                   | 0                    | 0                   |
| 54901     | Other Current Charges & Obligations              | 0                  | 0                   | 0                    | 0                   |
| 54931     | Host Ordinance                                   | 0                  | 0                   | 0                    | 0                   |
| 55101     | Office Supplies                                  | 0                  | 0                   | 0                    | 0                   |
| 55201     | Operating Supplies                               | 0                  | 0                   | 0                    | 0                   |
| 55301     | Road Materials & Supplies                        | 0                  | 0                   | 0                    | 0                   |
| 55401     | Books, Publications, Subscriptions & Memberships | 0                  | 0                   | 0                    | 0                   |
| 55501     | Training & Registrations                         | 0                  | 0                   | 0                    | 0                   |
| 55801     | Bad Debt   | 0                  | 0                   | 0                    | 0                   |
| 55901     | Depreciation                                     | 0                  | 0                   | 0                    | 0                   |
|           | OPERATING COSTS                                  | <u>0</u>           | <u>0</u>            | <u>0</u>             | <u>0</u>            |
| 56101     | Land   | 0                  | 0                   | 0                    | 0                   |
| 56201     | Buildings  | 0                  | 0                   | 0                    | 0                   |
| 56301     | Improvements Other Than Buildings                | 0                  | 0                   | 0                    | 0                   |
| 56401     | Machinery & Equipment                            | 0                  | 0                   | 0                    | 0                   |
| 56501     | Construction in Progress                         | 0                  | 0                   | 0                    | 0                   |
| 56601     | Books, Publications & Library Materials          | 0                  | 0                   | 0                    | 0                   |
|           | CAPITAL OUTLAY                                   | <u>0</u>           | <u>0</u>            | <u>0</u>             | <u>0</u>            |
| 57101     | Principal  | 0                  | 0                   | 0                    | 0                   |
| 57201     | Interest   | 0                  | 0                   | 0                    | 0                   |
| 57301     | Other Debt Service Costs                         | 0                  | 0                   | 0                    | 0                   |
|           | DEBT SERVICE                                     | <u>0</u>           | <u>0</u>            | <u>0</u>             | <u>0</u>            |
| 58101     | Aids to Governmental Agencies                    | 0                  | 0                   | 0                    | 0                   |
| 58201     | Aids to Private Organizations                    | 0                  | 0                   | 0                    | 0                   |
| 58301     | Other Grants and Aids                            | 0                  | 0                   | 0                    | 0                   |
|           | GRANTS AND AIDS                                  | <u>0</u>           | <u>0</u>            | <u>0</u>             | <u>0</u>            |
| 59101     | Transfers  | 0                  | 0                   | 0                    | 0                   |
| 59801     | Reserves   | 0                  | 0                   | 0                    | 0                   |
|           | NON-OPERATING COSTS                              | <u>0</u>           | <u>0</u>            | <u>0</u>             | <u>0</u>            |
|           | TOTAL BUDGET                                     | <u>\$ 271,950</u>  | <u>\$ 262,188</u>   | <u>\$ 266,128</u>    | <u>\$ 266,128</u>   |
| RESOURCES |  |                    |                     |                      |                     |
|           | Charges for Service                              | \$ 271,950         | \$ 262,188          | \$ 266,128           | 266,128             |
|           | TOTAL REVENUES                                   | <u>\$ 271,950</u>  | <u>\$ 262,188</u>   | <u>\$ 266,128</u>    | <u>\$ 266,128</u>   |

FUND: 001 - General Fund  
 FUNCTION: General Government  
 ACTIVITY: Other General Gov't Services

DEPARTMENT: Facilities Management  
 DIVISION: Facilities Maintenance  
 COST CENTER: 310204 - Priority One

| Account   | Title  | Actual<br>FY 18-19 | Adopted<br>FY 19-20 | Proposed<br>FY 20-21 | Adopted<br>FY 20-21 |
|-----------|--|--------------------|---------------------|----------------------|---------------------|
| 51101     | Executive Salaries                               | \$ 0               | \$ 0                | \$ 0                 | 0                   |
| 51201     | Regular Salaries & Wages                         | 0                  | 0                   | 0                    | 0                   |
| 51301     | Other Salaries & Wages                           | 0                  | 0                   | 0                    | 0                   |
| 51401     | Overtime   | 0                  | 0                   | 0                    | 0                   |
| 51501     | Special pay                                      | 0                  | 0                   | 0                    | 0                   |
| 52101     | FICA Taxes                                       | 0                  | 0                   | 0                    | 0                   |
| 52201     | Retirement Contributions                         | 0                  | 0                   | 0                    | 0                   |
| 52301     | Life & Health Insurance                          | 0                  | 0                   | 0                    | 0                   |
| 52401     | Workers' Compensation                            | 0                  | 0                   | 0                    | 0                   |
| 52501     | Unemployment Compensation                        | 0                  | 0                   | 0                    | 0                   |
|           | PERSONNEL COSTS                                  | <u>0</u>           | <u>0</u>            | <u>0</u>             | <u>0</u>            |
| 53101     | Professional Services                            | 48,584             | 0                   | 0                    | 0                   |
| 53201     | Accounting & Auditing                            | 0                  | 0                   | 0                    | 0                   |
| 53301     | Court Reporter Services                          | 0                  | 0                   | 0                    | 0                   |
| 53401     | Other Contractual Services                       | 0                  | 0                   | 0                    | 0                   |
| 53501     | Investigations                                   | 0                  | 0                   | 0                    | 0                   |
| 53601     | Pension Benefits                                 | 0                  | 0                   | 0                    | 0                   |
| 54001     | Travel & Per Diem                                | 0                  | 0                   | 0                    | 0                   |
| 54101     | Communications                                   | 0                  | 0                   | 0                    | 0                   |
| 54201     | Postage & Freight                                | 0                  | 0                   | 0                    | 0                   |
| 54301     | Utility Services                                 | 0                  | 0                   | 0                    | 0                   |
| 54401     | Rentals & Leases                                 | 0                  | 0                   | 0                    | 0                   |
| 54501     | Insurance  | 0                  | 0                   | 0                    | 0                   |
| 54601     | Repair & Maintenance Services                    | 101,649            | 127,281             | 954,185              | 1,020,093           |
| 54701     | Printing & Binding                               | 0                  | 0                   | 0                    | 0                   |
| 54801     | Promotional Activities                           | 0                  | 0                   | 0                    | 0                   |
| 54901     | Other Current Charges & Obligations              | 0                  | 0                   | 0                    | 0                   |
| 55101     | Office Supplies                                  | 0                  | 0                   | 0                    | 0                   |
| 55201     | Operating Supplies                               | 0                  | 0                   | 0                    | 0                   |
| 55204     | Fuel   | 0                  | 0                   | 0                    | 0                   |
| 55401     | Books, Publications, Subscriptions & Memberships | 0                  | 0                   | 0                    | 0                   |
| 55501     | Training & Registrations                         | 0                  | 0                   | 0                    | 0                   |
| 55801     | Bad Debt   | 0                  | 0                   | 0                    | 0                   |
| 55901     | Depreciation                                     | 0                  | 0                   | 0                    | 0                   |
|           | OPERATING COSTS                                  | <u>150,233</u>     | <u>127,281</u>      | <u>954,185</u>       | <u>1,020,093</u>    |
| 56101     | Land   | 0                  | 0                   | 0                    | 0                   |
| 56201     | Buildings  | 99,706             | 0                   | 0                    | 0                   |
| 56259     | Bldg Yr End Accruals                             | 0                  | 0                   | 0                    | 0                   |
| 56301     | Improvements Other Than Buildings                | 0                  | 0                   | 0                    | 0                   |
| 56401     | Machinery & Equipment                            | 5,512              | 0                   | 0                    | 0                   |
| 56501     | Construction in Progress                         | 0                  | 0                   | 0                    | 0                   |
| 56601     | Books, Publications & Library Materials          | 0                  | 0                   | 0                    | 0                   |
|           | CAPITAL OUTLAY                                   | <u>105,218</u>     | <u>0</u>            | <u>0</u>             | <u>0</u>            |
| 57101     | Principal  | 0                  | 0                   | 0                    | 0                   |
| 57201     | Interest   | 0                  | 0                   | 0                    | 0                   |
| 57301     | Other Debt Service Costs                         | 0                  | 0                   | 0                    | 0                   |
|           | DEBT SERVICE                                     | <u>0</u>           | <u>0</u>            | <u>0</u>             | <u>0</u>            |
| 58101     | Aids to Governmental Agencies                    | 0                  | 0                   | 0                    | 0                   |
| 58201     | Aids to Private Organizations                    | 0                  | 0                   | 0                    | 0                   |
| 58301     | Other Grants and Aids                            | 0                  | 0                   | 0                    | 0                   |
|           | GRANTS AND AIDS                                  | <u>0</u>           | <u>0</u>            | <u>0</u>             | <u>0</u>            |
| 59101     | Transfers  | 0                  | 0                   | 0                    | 0                   |
| 59801     | Reserves   | 0                  | 0                   | 0                    | 0                   |
|           | NON-OPERATING COSTS                              | <u>0</u>           | <u>0</u>            | <u>0</u>             | <u>0</u>            |
|           | TOTAL BUDGET                                     | <u>\$ 255,452</u>  | <u>\$ 127,281</u>   | <u>\$ 954,185</u>    | <u>\$ 1,020,093</u> |
| RESOURCES |  |                    |                     |                      |                     |
|           | General Fund Revenues                            | \$ 255,452         | \$ 127,281          | \$ 954,185           | 1,020,093           |
|           | TOTAL REVENUES                                   | <u>\$ 255,452</u>  | <u>\$ 127,281</u>   | <u>\$ 954,185</u>    | <u>\$ 1,020,093</u> |

FUND: 001 - General Fund  
 FUNCTION: General Government  
 ACTIVITY: Other General Gov't Services

DEPARTMENT: Facilities Management  
 DIVISION: Facilities Maintenance  
 COST CENTER: 210607 - Juvenile Justice - Detention

| Account   | Title  | Actual<br>FY 18-19 | Adopted<br>FY 19-20 | Proposed<br>FY 20-21 | Adopted<br>FY 20-21 |
|-----------|--|--------------------|---------------------|----------------------|---------------------|
| 51101     | Executive Salaries                               | \$ 0               | \$ 0                | \$ 0                 | 0                   |
| 51201     | Regular Salaries & Wages                         | 0                  | 0                   | 0                    | 0                   |
| 51301     | Other Salaries & Wages                           | 0                  | 0                   | 0                    | 0                   |
| 51401     | Overtime   | 0                  | 0                   | 0                    | 0                   |
| 51501     | Special pay                                      | 0                  | 0                   | 0                    | 0                   |
| 52101     | FICA Taxes                                       | 0                  | 0                   | 0                    | 0                   |
| 52201     | Retirement Contributions                         | 0                  | 0                   | 0                    | 0                   |
| 52301     | Life & Health Insurance                          | 0                  | 0                   | 0                    | 0                   |
| 52401     | Workers' Compensation                            | 0                  | 0                   | 0                    | 0                   |
| 52501     | Unemployment Compensation                        | 0                  | 0                   | 0                    | 0                   |
|           | PERSONNEL COSTS                                  | <u>0</u>           | <u>0</u>            | <u>0</u>             | <u>0</u>            |
| 53101     | Professional Services                            | 0                  | 0                   | 0                    | 0                   |
| 53201     | Accounting & Auditing                            | 0                  | 0                   | 0                    | 0                   |
| 53301     | Court Reporter Services                          | 0                  | 0                   | 0                    | 0                   |
| 53401     | Other Contractual Services                       | 0                  | 0                   | 0                    | 0                   |
| 53501     | Investigations                                   | 0                  | 0                   | 0                    | 0                   |
| 53601     | Pension Benefits                                 | 0                  | 0                   | 0                    | 0                   |
| 54001     | Travel & Per Diem                                | 0                  | 0                   | 0                    | 0                   |
| 54101     | Communications                                   | 0                  | 0                   | 0                    | 0                   |
| 54201     | Postage & Freight                                | 0                  | 0                   | 0                    | 0                   |
| 54301     | Utility Services                                 | 0                  | 0                   | 0                    | 0                   |
| 54401     | Rentals & Leases                                 | 0                  | 0                   | 0                    | 0                   |
| 54501     | Insurance  | 0                  | 0                   | 0                    | 0                   |
| 54601     | Repair & Maintenance Services                    | 0                  | 45,533              | 45,533               | 45,533              |
| 54701     | Printing & Binding                               | 0                  | 0                   | 0                    | 0                   |
| 54801     | Promotional Activities                           | 0                  | 0                   | 0                    | 0                   |
| 54901     | Other Current Charges & Obligations              | 0                  | 0                   | 0                    | 0                   |
| 55101     | Office Supplies                                  | 0                  | 0                   | 0                    | 0                   |
| 55201     | Operating Supplies                               | 0                  | 0                   | 0                    | 0                   |
| 55301     | Road Materials & Supplies                        | 0                  | 0                   | 0                    | 0                   |
| 55401     | Books, Publications, Subscriptions & Memberships | 0                  | 0                   | 0                    | 0                   |
| 55501     | Training & Registrations                         | 0                  | 0                   | 0                    | 0                   |
| 55801     | Bad Debt   | 0                  | 0                   | 0                    | 0                   |
| 55901     | Depreciation                                     | 0                  | 0                   | 0                    | 0                   |
|           | OPERATING COSTS                                  | <u>0</u>           | <u>45,533</u>       | <u>45,533</u>        | <u>45,533</u>       |
| 56101     | Land   | 0                  | 0                   | 0                    | 0                   |
| 56201     | Buildings  | 11,957             | 0                   | 0                    | 0                   |
| 56259     | Bldg Yr End Accruals                             | 0                  | 0                   | 0                    | 0                   |
| 56301     | Improvements Other Than Buildings                | 0                  | 0                   | 0                    | 0                   |
| 56401     | Machinery & Equipment                            | 0                  | 0                   | 0                    | 0                   |
| 56501     | Construction in Progress                         | 0                  | 0                   | 0                    | 0                   |
| 56601     | Books, Publications & Library Materials          | 0                  | 0                   | 0                    | 0                   |
|           | CAPITAL OUTLAY                                   | <u>11,957</u>      | <u>0</u>            | <u>0</u>             | <u>0</u>            |
| 57101     | Principal  | 0                  | 0                   | 0                    | 0                   |
| 57201     | Interest   | 0                  | 0                   | 0                    | 0                   |
| 57301     | Other Debt Service Costs                         | 0                  | 0                   | 0                    | 0                   |
|           | DEBT SERVICE                                     | <u>0</u>           | <u>0</u>            | <u>0</u>             | <u>0</u>            |
| 58101     | Aids to Governmental Agencies                    | 0                  | 0                   | 0                    | 0                   |
| 58201     | Aids to Private Organizations                    | 0                  | 0                   | 0                    | 0                   |
| 58301     | Other Grants and Aids                            | 0                  | 0                   | 0                    | 0                   |
|           | GRANTS AND AIDS                                  | <u>0</u>           | <u>0</u>            | <u>0</u>             | <u>0</u>            |
| 59101     | Transfers  | 0                  | 0                   | 0                    | 0                   |
| 59801     | Reserves   | 0                  | 0                   | 0                    | 0                   |
|           | NON-OPERATING COSTS                              | <u>0</u>           | <u>0</u>            | <u>0</u>             | <u>0</u>            |
|           | TOTAL BUDGET                                     | <u>\$ 11,957</u>   | <u>\$ 45,533</u>    | <u>\$ 45,533</u>     | <u>\$ 45,533</u>    |
| RESOURCES |  |                    |                     |                      |                     |
|           | General Fund Revenues                            | \$ 11,957          | \$ 45,533           | \$ 45,533            | \$ 45,533           |
|           | TOTAL REVENUES                                   | <u>\$ 11,957</u>   | <u>\$ 45,533</u>    | <u>\$ 45,533</u>     | <u>\$ 45,533</u>    |


FUND: 001 - General Fund  
 FUNCTION: General Government  
 ACTIVITY: Other General Gov't Services

DEPARTMENT: Facilities Management  
 DIVISION: Facilities Maintenance  
 COST CENTER: 210612 - DJJ Assessment Building

| Account   | Title  | Actual<br>FY 18-19 | Adopted<br>FY 19-20 | Proposed<br>FY 20-21 | Adopted<br>FY 20-21 |
|-----------|--|--------------------|---------------------|----------------------|---------------------|
| 51101     | Executive Salaries                               | \$ 0               | \$ 0                | \$ 0                 | 0                   |
| 51201     | Regular Salaries & Wages                         | 0                  | 0                   | 0                    | 0                   |
| 51301     | Other Salaries & Wages                           | 0                  | 0                   | 0                    | 0                   |
| 51401     | Overtime   | 0                  | 0                   | 0                    | 0                   |
| 51501     | Special pay                                      | 0                  | 0                   | 0                    | 0                   |
| 52101     | FICA Taxes                                       | 0                  | 0                   | 0                    | 0                   |
| 52201     | Retirement Contributions                         | 0                  | 0                   | 0                    | 0                   |
| 52301     | Life & Health Insurance                          | 0                  | 0                   | 0                    | 0                   |
| 52401     | Workers' Compensation                            | 0                  | 0                   | 0                    | 0                   |
| 52501     | Unemployment Compensation                        | 0                  | 0                   | 0                    | 0                   |
|           | PERSONNEL COSTS                                  | <u>0</u>           | <u>0</u>            | <u>0</u>             | <u>0</u>            |
| 53101     | Professional Services                            | 0                  | 0                   | 0                    | 0                   |
| 53201     | Accounting & Auditing                            | 0                  | 0                   | 0                    | 0                   |
| 53301     | Court Reporter Services                          | 0                  | 0                   | 0                    | 0                   |
| 53401     | Other Contractual Services                       | 0                  | 0                   | 0                    | 0                   |
| 53501     | Investigations                                   | 0                  | 0                   | 0                    | 0                   |
| 53601     | Pension Benefits                                 | 0                  | 0                   | 0                    | 0                   |
| 54001     | Travel & Per Diem                                | 0                  | 0                   | 0                    | 0                   |
| 54101     | Communications                                   | 0                  | 0                   | 0                    | 0                   |
| 54201     | Postage & Freight                                | 0                  | 0                   | 0                    | 0                   |
| 54301     | Utility Services                                 | 0                  | 0                   | 0                    | 0                   |
| 54401     | Rentals & Leases                                 | 0                  | 0                   | 0                    | 0                   |
| 54501     | Insurance  | 0                  | 0                   | 0                    | 0                   |
| 54601     | Repair & Maintenance Services                    | 0                  | 9,027               | 9,027                | 9,027               |
| 54701     | Printing & Binding                               | 0                  | 0                   | 0                    | 0                   |
| 54801     | Promotional Activities                           | 0                  | 0                   | 0                    | 0                   |
| 54901     | Other Current Charges & Obligations              | 0                  | 0                   | 0                    | 0                   |
| 55101     | Office Supplies                                  | 0                  | 0                   | 0                    | 0                   |
| 55201     | Operating Supplies                               | 0                  | 0                   | 0                    | 0                   |
| 55301     | Road Materials & Supplies                        | 0                  | 0                   | 0                    | 0                   |
| 55401     | Books, Publications, Subscriptions & Memberships | 0                  | 0                   | 0                    | 0                   |
| 55501     | Training & Registrations                         | 0                  | 0                   | 0                    | 0                   |
| 55801     | Bad Debt   | 0                  | 0                   | 0                    | 0                   |
| 55901     | Depreciation                                     | 0                  | 0                   | 0                    | 0                   |
|           | OPERATING COSTS                                  | <u>0</u>           | <u>9,027</u>        | <u>9,027</u>         | <u>9,027</u>        |
| 56101     | Land   | 0                  | 0                   | 0                    | 0                   |
| 56201     | Buildings  | 0                  | 0                   | 0                    | 0                   |
| 56259     | Bldg Yr End Accruals                             | 0                  | 0                   | 0                    | 0                   |
| 56301     | Improvements Other Than Buildings                | 0                  | 0                   | 0                    | 0                   |
| 56401     | Machinery & Equipment                            | 0                  | 0                   | 0                    | 0                   |
| 56501     | Construction in Progress                         | 0                  | 0                   | 0                    | 0                   |
| 56601     | Books, Publications & Library Materials          | 0                  | 0                   | 0                    | 0                   |
|           | CAPITAL OUTLAY                                   | <u>0</u>           | <u>0</u>            | <u>0</u>             | <u>0</u>            |
| 57101     | Principal  | 0                  | 0                   | 0                    | 0                   |
| 57201     | Interest   | 0                  | 0                   | 0                    | 0                   |
| 57301     | Other Debt Service Costs                         | 0                  | 0                   | 0                    | 0                   |
|           | DEBT SERVICE                                     | <u>0</u>           | <u>0</u>            | <u>0</u>             | <u>0</u>            |
| 58101     | Aids to Governmental Agencies                    | 0                  | 0                   | 0                    | 0                   |
| 58201     | Aids to Private Organizations                    | 0                  | 0                   | 0                    | 0                   |
| 58301     | Other Grants and Aids                            | 0                  | 0                   | 0                    | 0                   |
|           | GRANTS AND AIDS                                  | <u>0</u>           | <u>0</u>            | <u>0</u>             | <u>0</u>            |
| 59101     | Transfers  | 0                  | 0                   | 0                    | 0                   |
| 59801     | Reserves   | 0                  | 0                   | 0                    | 0                   |
|           | NON-OPERATING COSTS                              | <u>0</u>           | <u>0</u>            | <u>0</u>             | <u>0</u>            |
|           | TOTAL BUDGET                                     | <u>\$ 0</u>        | <u>\$ 9,027</u>     | <u>\$ 9,027</u>      | <u>\$ 9,027</u>     |
| RESOURCES |  |                    |                     |                      |                     |
|           | General Fund Revenues                            | \$ 0               | \$ 9,027            | \$ 9,027             | 9,027               |
|           | TOTAL REVENUES                                   | <u>\$ 0</u>        | <u>\$ 9,027</u>     | <u>\$ 9,027</u>      | <u>\$ 9,027</u>     |



# HUMAN RESOURCES, BENEFITS AND RISK MANAGEMENT DEPARTMENT



**T**he Human Resources Department serves the needs and best interests of Escambia County citizens, employees, and elected officials. HR serves approximately 2,000 active employees and 1,000 retirees.

## Objectives

The Human Resources Department provides services, innovative HR leadership and operations to BCC employees and managers in the areas of classification, compensation, training and development, recruitment and placement, employee and labor relations, and employee benefits. The Human Resources Department also ensures BCC is following all applicable employment-related local, state, and federal laws and regulations. Additionally, Human Resources administers the group medical, dental, vision, life, retirement, deferred compensation, and cafeteria plan benefits to all county employees serviced by the BCC HR staff. Human Resources also manage benefits and retirement for all other county constitucionals (Clerk of the Court's Office, Property Appraiser, Supervisor of Elections, Tax Collector, Santa Rosa Island Authority, Court Administration and Housing Finance Authority).

Risk Management is responsible for protecting the county's assets and preserving operational continuity from risks and safety hazards that may arise from activities/events that may affect the county.



# Accomplishments

## Efficiency & Initiatives:



### Human Resources and Benefits

- PowerDMS – implementation of virtual platform for employee training, policies and procedures
- Reorganized and reallocated positions in HR
- Creating digital personnel records to maintain personnel files
- Automated new hire process and paperwork online through Neogov’s Onboarding service
- Automated the LabCorp drug screening process
- Automated employee orientation via Microsoft Teams
- Systems Research to replace HRIS, Payroll, Benefits and Timekeeping to eliminate inefficiencies
- Started HR Roundtable with department HR representatives
- Assisted departments with costly FMLA issues and federal compliance
- Employee Health Clinic – Completed ITN and New Vendor selection with Sheriff and City of Pensacola
- Savings on pharmaceuticals, amended contract provides deeper rebates – projected to save \$1.1M
- Stop loss – saved approximately \$240,000 per the past two years in premiums



### Risk Management

- Risk Management was brought under the Human Resources Department in February 2020
- Renewed 32 policies for a total cost of \$3.8 millions dollars
- Reviewed and approved 356 certificates of insurance and 59 agreements/contracts
- Negotiated insurance settlement for Clerk of the Court’s office records loss due to water damage
- Total open claims are worth approximately \$12 million dollars
- Processed 85 general liability claims worth approximately \$121,000
- Investigated 69 general liability claims and 98 accidents in which county assets were involved
- Inspected 52 county facilities and 91 parks to reduce risk
- Trained 668 employees with over 32 classroom hours in safety training
- Assessed Marine Resources contractors to reduce or eliminate safety and risk on deficiencies
- Worked as a liaison for the county to coach citizens on risk and safety
- Performed indoor air quality tests to keep county employees safe and reduce risk
- Performed confined space training and monitoring to keep county employees safe and reduce risk

# Accomplishments

## ▶ Administration

- Developing internal SOPs for various processes - i.e., new hire checklist, exit checklist
- Developed and implemented Fit for Duty process
- Created, reviewed and updated county policies – i.e. Unlawful Harassment Policy, Remote Work policy and agreement, FFCRA leave policies and forms
- Amended MSPB Ordinance
- Prepared and processed approximately 312 hires
- Processed approximately 6,384 applications
- Processed 42 tuition reimbursements
- Processed 1,065 drug screenings
- Processed over 1,500 Personnel Action Forms (PAFs)

## ▶ Employee Benefits

- Dental – saved approximately \$28,500 in dental administrative fees until 2022
- Reduced the premiums for employees in both vision and long-term disability until 2022, saving approximately \$60K for three-year period
- Coordinated with employee health clinic and EAP provider to implement on-site counseling for employees

## ▶ Retirements

- 78 employee retirements processed
- 18 employees into DROP

## FUNDING PRIORITIES FY 2020 – 21

| Major Issues Funded                             | Amount      |
|---|-------------|
| PlanSource Benefits System                      | \$240,000   |
| Renewal of 32 policies which represents approx. | \$3,800,000 |
| Firefighter Cancer Policy                       | \$52,000    |
| Employee Health Clinic Administration           | \$1,026,000 |



# Performance Measures

|   | FY 2017 / 2018<br>Actual | FY 2018 / 2019<br>Actual | FY 2019 / 2020<br>(Estimate) | FY 2020 / 2021<br>(Estimate*) |
|---|--------------------------|--------------------------|------------------------------|-------------------------------|
| <b>HUMAN RESOURCES</b>  |                          |                          |                              |                               |
| Number of Vacancies Filled  | 357                      | 353                      | 405                          | 400                           |
| Number of Applications Processed  |                          | 8,988                    | 9,500                        | 9,000                         |
| Average Turnover Rate   | 20.11%                   | 15.2%                    | 12.6%                        | 13.0%                         |
| Number of Retirements   | 60                       | 78                       | 80                           | 80                            |
| Personnel Actions Processed   | 1,422                    | 1,200                    | 1,500                        | 1,700                         |
| Medical Utilization<br>(Premium vs. Claims)   | 93%                      | 97%                      | 98%                          | 99%                           |
| Medical Claims  | \$17,228,708             | \$20,989,444             | \$24,557,678                 | \$24,460,260                  |
| Dental Claims   | \$871,395                | \$894,942                | \$883,300                    | \$916,890                     |
| <b>RISK MANAGEMENT</b>  |                          |                          |                              |                               |
| Place eligible employees in<br>temporary duty positions   | 54                       | 87                       | 80                           | 80                            |
| Establish a two-day turn around on<br>all contracts and insurance certificates  | 389                      | 415                      | 400                          | 400                           |
| Safety inspections on all county<br>owned buildings & parks   | 205                      | 143                      | 175                          | 175                           |
| Process general liability claims<br>& close within 4 weeks  | 93                       | 85                       | 90                           | 90                            |
| Conduct annual emergency evacuation<br>drills in designated county buildings  | 8                        | 4                        | 5                            | 5                             |
| Conduct training courses in defensive<br>driving, heat stress, work zone traffic,<br>workers' compensation and accident<br>reporting procedures, and ergonomics | 38                       | 32                       | 60                           | 60                            |
| Investigate accidents within 1 hour<br>of notification  | 135                      | 98                       | 100                          | 100                           |



# Benchmark Data

|   | Escambia County  | Benchmark         |
|---|------------------|-------------------|
| <b>HUMAN RESOURCES</b>                                    |                  |                   |
| Number of HR Staff per 100 employees*                     | <b>.61</b>       | <b>1.4 Median</b> |
| Number of HR's Benefits Staff per 100 employees*          | <b>.16</b>       | <b>1.4 Median</b> |
| Number of HR's Benefits Staff per 100 employees/retirees* | <b>.15</b>       | <b>1.4 Median</b> |
| Employer/Employee Health Insurance Contribution %         | <b>86% / 14%</b> | <b>1.4 Median</b> |
| <b>RISK MANAGEMENT</b>                                    |                  |                   |
| Employees per 1000 residents                              | <b>1:63</b>      | <b>1:41</b>       |

Sources: Bloomberg BNA's HR Department Benchmarks and Analysis Survey 2016-2017

Sources: FY 2018 County population survey of comparable counties (Alachua, Lake, St. Lucie, Osceola, Manatee, and Leon), 2018 Bureau of Economic and Business Research (BEBR), (Leon County is used as the benchmark.) Escambia OMB staff size is 5.0 with a population estimate of 318,560. Population ranges are from 260,003 to 368,782.



# Advisory Boards

Escambia County Disability Awareness Committee (ECDAC)



# Statutory Responsibilities

All Federal, State, and Local laws pertaining to employment including areas of risk management, retirement, medical benefits, employee relations, etc.

BCC Policies, Code of Ordinances, Florida General Records Schedule GS1- SL, Family Medical Leave Act, Title VII of the Civil Rights Act of 1964, Florida Statutes, Sunshine Laws, Affordable Health Care Act, Cafeteria Plans (Section 125 plans), Age Discrimination in Employment Act (ADEA), Employee Benefits Security Administration (EBSA), Department of Labor, Fair Labor Standards Act (FLSA), FLSA-Child Labor; Equal Pay Act, Employee Retirement Income Security Act (ERISA), Health Care and Education Affordability Reconciliation Act of 2010 (HCEARA), Mental Health Parity Act (MHPA), American Disability Act (ADA), etc. Veterans' Preference (Chapter 295 Florida Statutes); INS-I-9, Uniform Guidelines; Collective Bargaining Agreements, PERC; PERA; NMB; Labor - Management Reporting and Disclosure Act; Taft-Hartley; NLRB HIPAA, COBRA, USESSA, TAMRA, IRS Code and Regulations, Florida Statutes 121 and Florida Retirement Rules (December 1996), Florida Statutes 119, Medicare, Medicaid, Affordable Care Act (ACA), Families First Coronavirus Relief Act (FFCRA).





## Significant Changes for FY 2020 - 21

- International Association of EMTs and Paramedics Union, Local 5000 Collective Bargaining Agreement negotiated, finalized and ratified
- Preparation of a Request for Proposals for the Employee Assistance Program
- Human Resources will be working with the IT Department and Clerk's Office to replace the current HR system with a new cloud-based HR system built on more modern technology. The new system will include full HR management: compensation, benefits, timekeeping, recruitment and data analytics
- Changing vendor for Employee Health Clinic



## Goals

### HUMAN RESOURCES

- Escambia County employees are primary customers of the HR Department. The goal of the HR Department is to develop and administer policies, practices and systems that attract and retain the highest caliber workforce available. In doing so, Human Resources will help ensure the highest levels of ethics, morale, work quality, training, communication, teamwork, productivity and customer service skills of all county employees
- Ensure Escambia County government becomes a leader in delivering human resources solutions through continuous quality improvement philosophies and strive to become a superior business partner to all stakeholders
- Promote and provide an employment environment that is compliant with all employment, and EEO laws, rules and regulations. The Human Resource Department encourages a management leadership style that supports a balance between a safe, healthy, fair, rewarding and career-oriented work environment in employees' personal lives

### RISK MANAGEMENT

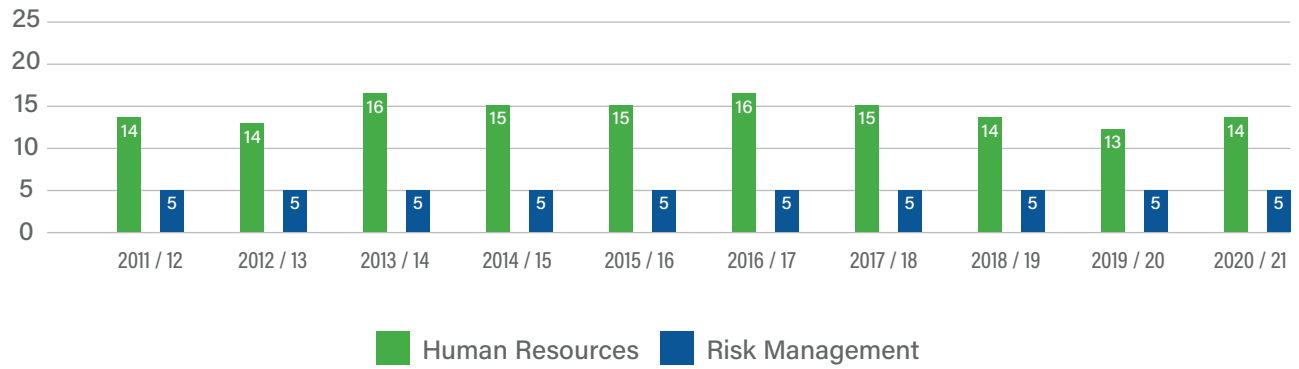
- The goal of Risk Management is the efficient minimization of potential risk to property, interruption of governmental services, and the safety of employees and the general public



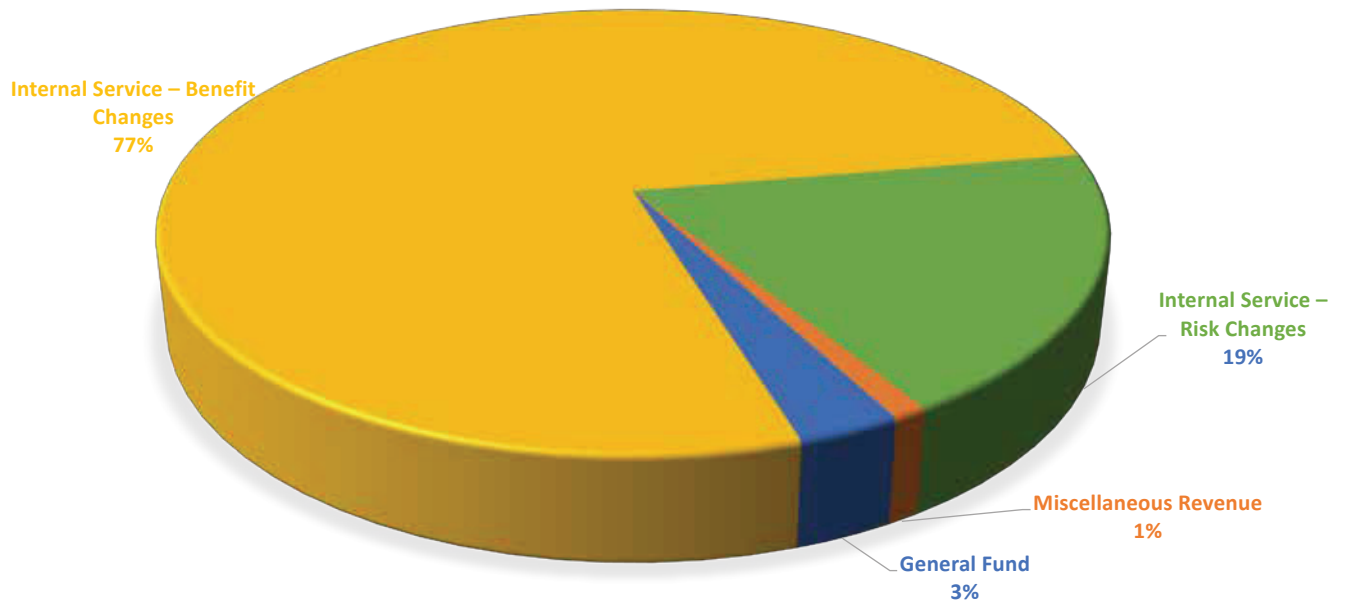
**STAFFING ALLOCATION**

| <b>Position Classification</b>   | <b>Pay Grade</b> | <b>2018-19 Authorized</b> | <b>2019-20 Authorized</b> | <b>2020-21 Adopted</b> |
|----------------------------------|------------------|---------------------------|---------------------------|------------------------|
| <b>Human Resources/Admin</b>     |                  |                           |                           |                        |
| Department Director II           | E82              | 1                         | 1                         | 1                      |
| Human Resources Associate II     | B31              | 4                         | 4                         | 4                      |
| Human Resources Manager          | D63              | 0                         | 0                         | 1                      |
| Human Resources Supervisor       | C52              | 1                         | 1                         | 1                      |
| Human Resources Supv-Employment  | C43              | 1                         | 1                         | 1                      |
| Human Resources Supv-HRIS        | C43              | 1                         | 1                         | 0                      |
| Office Support Assistant         | A11              | 1                         | 1                         | 0                      |
| Administrative Assistant         | B22              | 0                         | 0                         | 1                      |
| Training & Relations Coordinator | B31              | 0                         | 0                         | 1                      |
| Veterans Affairs Officer         | B31              | 1                         | 0                         | 0                      |
| <b>TOTAL</b>                     |                  | <b>10</b>                 | <b>9</b>                  | <b>10</b>              |
| <b>Benefits</b>                  |                  |                           |                           |                        |
| Human Resources Associate II     | B31              | 3                         | 3                         | 0                      |
| Benefits Manager                 | D63              | 1                         | 1                         | 1                      |
| Benefits Specialist              | C42              | 0                         | 0                         | 2                      |
| Benefits Coordinator             | B23              | 0                         | 0                         | 1                      |
| <b>TOTAL</b>                     |                  | <b>4</b>                  | <b>4</b>                  | <b>4</b>               |
| <b>Risk Management</b>           |                  |                           |                           |                        |
| Administrative Supervisor        | B31              | 1                         | 1                         | 1                      |
| Risk Analyst                     | C42A             | 2                         | 2                         | 2                      |
| Risk Manager                     | D62              | 1                         | 1                         | 1                      |
| Workers' Compensation Specialist | B22              | 1                         | 1                         | 1                      |
| <b>TOTAL</b>                     |                  | <b>5</b>                  | <b>5</b>                  | <b>5</b>               |
| <b>DEPARTMENT TOTAL</b>          |                  | <b>19</b>                 | <b>18</b>                 | <b>19</b>              |

## Number of Employees



## Revenue Funding: \$37.4M



FUND: 001 - General Fund  
 FUNCTION: General Government  
 ACTIVITY: Finance & Administrative

DEPARTMENT: Human Resources Department  
 DIVISION: Human Resources Department  
 COST CENTER: 150101 - Administration

| Account   | Title                                   | Actual<br>FY 18-19 | Adopted<br>FY 19-20 | Proposed<br>FY 20-21 | Adopted<br>FY 20-21 |
|-----------|---|--------------------|---------------------|----------------------|---------------------|
| 51101     | Executive Salaries                      | \$ 0               | \$ 0                | \$ 0                 | 0                   |
| 51201     | Regular Salaries & Wages                | 536,336            | 528,130             | 564,741              | 564,741             |
| 51301     | Other Salaries & Wages                  | 0                  | 0                   | 0                    | 0                   |
| 51401     | Overtime                                | 0                  | 0                   | 0                    | 0                   |
| 51501     | Special pay                             | 0                  | 2,400               | 7,200                | 7,200               |
| 52101     | FICA Taxes                              | 41,215             | 40,586              | 43,755               | 43,755              |
| 52201     | Retirement Contributions                | 61,899             | 71,417              | 78,050               | 78,050              |
| 52301     | Life & Health Insurance                 | 71,817             | 90,000              | 100,000              | 100,000             |
| 52401     | Workers' Compensation                   | 1,014              | 735                 | 875                  | 875                 |
| 52501     | Unemployment Compensation               | 0                  | 0                   | 0                    | 0                   |
|           | PERSONNEL COSTS                         | <u>712,280</u>     | <u>733,268</u>      | <u>794,621</u>       | <u>794,621</u>      |
| 53101     | Professional Services                   | 29,081             | 34,500              | 34,591               | 34,591              |
| 53201     | Accounting & Auditing                   | 0                  | 0                   | 0                    | 0                   |
| 53301     | Court Reporter Services                 | 0                  | 0                   | 0                    | 0                   |
| 53401     | Other Contractual Services              | 3,951              | 36                  | 3,072                | 3,072               |
| 53501     | Investigations                          | 0                  | 0                   | 0                    | 0                   |
| 53601     | Pension Benefits                        | 0                  | 0                   | 0                    | 0                   |
| 54001     | Travel & Per Diem                       | 3,026              | 3,000               | 3,000                | 3,000               |
| 54101     | Communications                          | 464                | 660                 | 576                  | 576                 |
| 54201     | Postage & Freight                       | 2,232              | 1,918               | 1,640                | 1,640               |
| 54301     | Utility Services                        | 0                  | 0                   | 0                    | 0                   |
| 54401     | Rentals & Leases                        | 520                | 1,126               | 842                  | 842                 |
| 54501     | Insurance                               | 0                  | 0                   | 0                    | 0                   |
| 54601     | Repair & Maintenance Services           | 0                  | 1,750               | 3,047                | 3,047               |
| 54701     | Printing & Binding                      | 702                | 500                 | 500                  | 500                 |
| 54801     | Promotional Activities                  | 450                | 1,000               | 1,000                | 1,000               |
| 54901     | Other Current Charges & Obligations     | 12,673             | 13,000              | 13,005               | 13,005              |
| 54931     | Host Ordinance                          | 173                | 3,000               | 1,866                | 1,866               |
| 55101     | Office Supplies                         | 8,522              | 4,362               | 5,500                | 5,500               |
| 55201     | Operating Supplies                      | 11,325             | 12,000              | 11,975               | 11,975              |
| 55301     | Road Materials & Supplies               | 0                  | 0                   | 0                    | 0                   |
| 55401     | Books, Pubs, & Subs                     | 402                | 922                 | 503                  | 503                 |
| 55501     | Training & Registrations                | 958                | 4,400               | 4,400                | 4,400               |
| 55801     | Bad Debt                                | 0                  | 0                   | 0                    | 0                   |
| 55901     | Depreciation                            | 0                  | 0                   | 0                    | 0                   |
|           | OPERATING COSTS                         | <u>74,477</u>      | <u>82,174</u>       | <u>85,517</u>        | <u>85,517</u>       |
| 56101     | Land                                    | 0                  | 0                   | 0                    | 0                   |
| 56201     | Buildings                               | 0                  | 0                   | 0                    | 0                   |
| 56301     | Improvements Other Than Buildings       | 0                  | 0                   | 0                    | 0                   |
| 56401     | Machinery & Equipment                   | 5,939              | 0                   | 0                    | 0                   |
| 56501     | Construction in Progress                | 0                  | 0                   | 0                    | 0                   |
| 56601     | Books, Publications & Library Materials | 0                  | 0                   | 0                    | 0                   |
|           | CAPITAL OUTLAY                          | <u>5,939</u>       | <u>0</u>            | <u>0</u>             | <u>0</u>            |
| 57101     | Principal                               | 0                  | 0                   | 0                    | 0                   |
| 57201     | Interest                                | 0                  | 0                   | 0                    | 0                   |
| 57301     | Other Debt Service Costs                | 0                  | 0                   | 0                    | 0                   |
|           | DEBT SERVICE                            | <u>0</u>           | <u>0</u>            | <u>0</u>             | <u>0</u>            |
| 58101     | Aids to Governmental Agencies           | 0                  | 0                   | 0                    | 0                   |
| 58201     | Aids to Private Organizations           | 0                  | 0                   | 0                    | 0                   |
| 58301     | Other Grants and Aids                   | 0                  | 0                   | 0                    | 0                   |
|           | GRANTS AND AIDS                         | <u>0</u>           | <u>0</u>            | <u>0</u>             | <u>0</u>            |
| 59101     | Transfers                               | 0                  | 0                   | 0                    | 0                   |
| 59801     | Reserves                                | 0                  | 0                   | 0                    | 0                   |
|           | NON-OPERATING COSTS                     | <u>0</u>           | <u>0</u>            | <u>0</u>             | <u>0</u>            |
|           | TOTAL BUDGET                            | <u>\$ 792,696</u>  | <u>\$ 815,442</u>   | <u>\$ 880,138</u>    | <u>\$ 880,138</u>   |
| RESOURCES |   |                    |                     |                      |                     |
|           | General Fund Revenues                   | \$ 792,696         | \$ 815,442          | \$ 880,138           | \$ 880,138          |
|           | TOTAL REVENUES                          | <u>\$ 792,696</u>  | <u>\$ 815,442</u>   | <u>\$ 880,138</u>    | <u>\$ 880,138</u>   |

FUND: 001 - General Fund  
 FUNCTION: General Government  
 ACTIVITY: Finance & Administrative

DEPARTMENT: Human Resources Department  
 DIVISION: Human Resources Department  
 COST CENTER: 150103 - Tuition Reimbursement

| Account   | Title                                   | Actual<br>FY 18-19 | Adopted<br>FY 19-20 | Proposed<br>FY 20-21 | Adopted<br>FY 20-21 |
|-----------|---|--------------------|---------------------|----------------------|---------------------|
| 51101     | Executive Salaries                      | \$ 0               | \$ 0                | \$ 0                 | 0                   |
| 51201     | Regular Salaries & Wages                | 0                  | 0                   | 0                    | 0                   |
| 51301     | Other Salaries & Wages                  | 0                  | 0                   | 0                    | 0                   |
| 51401     | Overtime                                | 0                  | 0                   | 0                    | 0                   |
| 51501     | Special pay                             | 0                  | 0                   | 0                    | 0                   |
| 52101     | FICA Taxes                              | 0                  | 0                   | 0                    | 0                   |
| 52201     | Retirement Contributions                | 0                  | 0                   | 0                    | 0                   |
| 52301     | Life & Health Insurance                 | 0                  | 0                   | 0                    | 0                   |
| 52401     | Workers' Compensation                   | 0                  | 0                   | 0                    | 0                   |
| 52501     | Unemployment Compensation               | 0                  | 0                   | 0                    | 0                   |
|           | PERSONNEL COSTS                         | <u>0</u>           | <u>0</u>            | <u>0</u>             | <u>0</u>            |
| 53101     | Professional Services                   | 0                  | 0                   | 0                    | 0                   |
| 53201     | Accounting & Auditing                   | 0                  | 0                   | 0                    | 0                   |
| 53301     | Court Reporter Services                 | 0                  | 0                   | 0                    | 0                   |
| 53401     | Other Contractual Services              | 0                  | 0                   | 0                    | 0                   |
| 53501     | Investigations                          | 0                  | 0                   | 0                    | 0                   |
| 53601     | Pension Benefits                        | 0                  | 0                   | 0                    | 0                   |
| 54001     | Travel & Per Diem                       | 0                  | 0                   | 0                    | 0                   |
| 54101     | Communications                          | 0                  | 0                   | 0                    | 0                   |
| 54201     | Postage & Freight                       | 0                  | 0                   | 0                    | 0                   |
| 54301     | Utility Services                        | 0                  | 0                   | 0                    | 0                   |
| 54401     | Rentals & Leases                        | 0                  | 0                   | 0                    | 0                   |
| 54501     | Insurance                               | 0                  | 0                   | 0                    | 0                   |
| 54601     | Repair & Maintenance Services           | 0                  | 0                   | 0                    | 0                   |
| 54701     | Printing & Binding                      | 0                  | 0                   | 0                    | 0                   |
| 54801     | Promotional Activities                  | 0                  | 0                   | 0                    | 0                   |
| 54901     | Other Current Charges & Obligations     | 0                  | 0                   | 0                    | 0                   |
| 54931     | Host Ordinance                          | 0                  | 0                   | 0                    | 0                   |
| 55101     | Office Supplies                         | 0                  | 0                   | 0                    | 0                   |
| 55201     | Operating Supplies                      | 0                  | 0                   | 0                    | 0                   |
| 55301     | Road Materials & Supplies               | 0                  | 0                   | 0                    | 0                   |
| 55401     | Books, Pubs, & Subs                     | 0                  | 0                   | 0                    | 0                   |
| 55501     | Training & Registrations                | 43,735             | 55,000              | 55,000               | 55,000              |
| 55801     | Bad Debt                                | 0                  | 0                   | 0                    | 0                   |
| 55901     | Depreciation                            | 0                  | 0                   | 0                    | 0                   |
|           | OPERATING COSTS                         | <u>43,735</u>      | <u>55,000</u>       | <u>55,000</u>        | <u>55,000</u>       |
| 56101     | Land                                    | 0                  | 0                   | 0                    | 0                   |
| 56201     | Buildings                               | 0                  | 0                   | 0                    | 0                   |
| 56301     | Improvements Other Than Buildings       | 0                  | 0                   | 0                    | 0                   |
| 56401     | Machinery & Equipment                   | 0                  | 0                   | 0                    | 0                   |
| 56501     | Construction in Progress                | 0                  | 0                   | 0                    | 0                   |
| 56601     | Books, Publications & Library Materials | 0                  | 0                   | 0                    | 0                   |
|           | CAPITAL OUTLAY                          | <u>0</u>           | <u>0</u>            | <u>0</u>             | <u>0</u>            |
| 57101     | Principal                               | 0                  | 0                   | 0                    | 0                   |
| 57201     | Interest                                | 0                  | 0                   | 0                    | 0                   |
| 57301     | Other Debt Service Costs                | 0                  | 0                   | 0                    | 0                   |
|           | DEBT SERVICE                            | <u>0</u>           | <u>0</u>            | <u>0</u>             | <u>0</u>            |
| 58101     | Aids to Governmental Agencies           | 0                  | 0                   | 0                    | 0                   |
| 58201     | Aids to Private Organizations           | 0                  | 0                   | 0                    | 0                   |
| 58301     | Other Grants and Aids                   | 0                  | 0                   | 0                    | 0                   |
|           | GRANTS AND AIDS                         | <u>0</u>           | <u>0</u>            | <u>0</u>             | <u>0</u>            |
| 59101     | Transfers                               | 0                  | 0                   | 0                    | 0                   |
| 59801     | Reserves                                | 0                  | 0                   | 0                    | 0                   |
|           | NON-OPERATING COSTS                     | <u>0</u>           | <u>0</u>            | <u>0</u>             | <u>0</u>            |
|           | TOTAL BUDGET                            | <u>\$ 43,735</u>   | <u>\$ 55,000</u>    | <u>\$ 55,000</u>     | <u>\$ 55,000</u>    |
| RESOURCES |   |                    |                     |                      |                     |
|           | General Fund Revenues                   | \$ 43,735          | \$ 55,000           | \$ 55,000            | \$ 55,000           |
|           | TOTAL REVENUES                          | <u>\$ 43,735</u>   | <u>\$ 55,000</u>    | <u>\$ 55,000</u>     | <u>\$ 55,000</u>    |

FUND: 101 - Escambia County Restricted Fund  
 FUNCTION: General Government  
 ACTIVITY: Finance & Administrative

DEPARTMENT: Human Resources Department  
 DIVISION: Human Resources Department  
 COST CENTER: 150105 - Employee Morale and Welfare

| Account   | Title                                   | Actual<br>FY 18-19 | Adopted<br>FY 19-20 | Proposed<br>FY 20-21 | Adopted<br>FY 20-21 |
|-----------|---|--------------------|---------------------|----------------------|---------------------|
| 51101     | Executive Salaries                      | \$ 0               | \$ 0                | \$ 0                 | 0                   |
| 51201     | Regular Salaries & Wages                | 0                  | 0                   | 0                    | 0                   |
| 51301     | Other Salaries & Wages                  | 4,620              | 6,000               | 6,000                | 6,000               |
| 51401     | Overtime                                | 0                  | 0                   | 0                    | 0                   |
| 51501     | Special pay                             | 0                  | 0                   | 0                    | 0                   |
| 52101     | FICA Taxes                              | 381                | 0                   | 0                    | 0                   |
| 52201     | Retirement Contributions                | 0                  | 0                   | 0                    | 0                   |
| 52301     | Life & Health Insurance                 | 0                  | 0                   | 0                    | 0                   |
| 52401     | Workers' Compensation                   | 0                  | 0                   | 0                    | 0                   |
| 52501     | Unemployment Compensation               | 0                  | 0                   | 0                    | 0                   |
|           | PERSONNEL COSTS                         | <u>5,000</u>       | <u>6,000</u>        | <u>6,000</u>         | <u>6,000</u>        |
| 53101     | Professional Services                   | 0                  | 0                   | 0                    | 0                   |
| 53201     | Accounting & Auditing                   | 0                  | 0                   | 0                    | 0                   |
| 53301     | Court Reporter Services                 | 0                  | 0                   | 0                    | 0                   |
| 53401     | Other Contractual Services              | 0                  | 0                   | 0                    | 0                   |
| 53501     | Investigations                          | 0                  | 0                   | 0                    | 0                   |
| 53601     | Pension Benefits                        | 0                  | 0                   | 0                    | 0                   |
| 54001     | Travel & Per Diem                       | 0                  | 0                   | 0                    | 0                   |
| 54101     | Communications                          | 1,506              | 1,500               | 1,550                | 1,550               |
| 54201     | Postage & Freight                       | 0                  | 0                   | 0                    | 0                   |
| 54301     | Utility Services                        | 0                  | 0                   | 0                    | 0                   |
| 54401     | Rentals & Leases                        | 0                  | 0                   | 0                    | 0                   |
| 54501     | Insurance                               | 0                  | 0                   | 0                    | 0                   |
| 54601     | Repair & Maintenance Services           | 0                  | 0                   | 0                    | 0                   |
| 54701     | Printing & Binding                      | 0                  | 0                   | 0                    | 0                   |
| 54801     | Promotional Activities                  | 0                  | 0                   | 0                    | 0                   |
| 54901     | Other Current Charges & Obligations     | 0                  | 0                   | 0                    | 0                   |
| 54931     | Host Ordinance Items                    | 45,848             | 16,250              | 18,100               | 18,100              |
| 55101     | Office Supplies                         | 0                  | 0                   | 0                    | 0                   |
| 55201     | Operating Supplies                      | 786                | 0                   | 0                    | 0                   |
| 55301     | Road Materials & Supplies               | 0                  | 0                   | 0                    | 0                   |
| 55401     | Books, Pubs, & Subs                     | 0                  | 0                   | 0                    | 0                   |
| 55501     | Training & Registrations                | 0                  | 0                   | 0                    | 0                   |
| 55801     | Bad Debt                                | 0                  | 0                   | 0                    | 0                   |
| 55901     | Depreciation                            | 0                  | 0                   | 0                    | 0                   |
|           | OPERATING COSTS                         | <u>48,140</u>      | <u>17,750</u>       | <u>19,650</u>        | <u>19,650</u>       |
| 56101     | Land                                    | 0                  | 0                   | 0                    | 0                   |
| 56201     | Buildings                               | 0                  | 0                   | 0                    | 0                   |
| 56301     | Improvements Other Than Buildings       | 0                  | 0                   | 0                    | 0                   |
| 56401     | Machinery & Equipment                   | 0                  | 0                   | 0                    | 0                   |
| 56501     | Construction in Progress                | 0                  | 0                   | 0                    | 0                   |
| 56601     | Books, Publications & Library Materials | 0                  | 0                   | 0                    | 0                   |
|           | CAPITAL OUTLAY                          | <u>0</u>           | <u>0</u>            | <u>0</u>             | <u>0</u>            |
| 57101     | Principal                               | 0                  | 0                   | 0                    | 0                   |
| 57201     | Interest                                | 0                  | 0                   | 0                    | 0                   |
| 57301     | Other Debt Service Costs                | 0                  | 0                   | 0                    | 0                   |
|           | DEBT SERVICE                            | <u>0</u>           | <u>0</u>            | <u>0</u>             | <u>0</u>            |
| 58101     | Aids to Governmental Agencies           | 0                  | 0                   | 0                    | 0                   |
| 58201     | Aids to Private Organizations           | 0                  | 0                   | 0                    | 0                   |
| 58301     | Other Grants and Aids                   | 0                  | 0                   | 0                    | 0                   |
|           | GRANTS AND AIDS                         | <u>0</u>           | <u>0</u>            | <u>0</u>             | <u>0</u>            |
| 59101     | Transfers                               | 0                  | 0                   | 0                    | 0                   |
| 59801     | Reserves                                | 0                  | 0                   | 0                    | 0                   |
|           | NON-OPERATING COSTS                     | <u>0</u>           | <u>0</u>            | <u>0</u>             | <u>0</u>            |
|           | TOTAL BUDGET                            | <u>\$ 53,140</u>   | <u>\$ 23,750</u>    | <u>\$ 25,650</u>     | <u>\$ 25,650</u>    |
| RESOURCES |   |                    |                     |                      |                     |
|           | Concessions Revenues                    | \$ 53,140          | \$ 25,000           | \$ 27,000            | 27,000              |
|           | Less: 5% Anticipated Revenues           | 0                  | (1,250)             | (1,350)              | (1,350)             |
|           | TOTAL REVENUES                          | <u>\$ 53,140</u>   | <u>\$ 23,750</u>    | <u>\$ 25,650</u>     | <u>\$ 25,650</u>    |

FUND: 501 - Internal Service Fund  
 FUNCTION: General Government  
 ACTIVITY: Finance & Administrative

DEPARTMENT: Human Resources Department  
 DIVISION: Human Resources Department  
 COST CENTER: 150107 - Benefits

| Account   | Title                                   | Actual<br>FY 18-19 | Adopted<br>FY 19-20 | Proposed<br>FY 20-21 | Adopted<br>FY 20-21 |
|-----------|---|--------------------|---------------------|----------------------|---------------------|
| 51101     | Executive Salaries                      | \$ 0               | \$ 0                | \$ 0                 | 0                   |
| 51201     | Regular Salaries & Wages                | 222,961            | 231,316             | 259,507              | 259,507             |
| 51301     | Other Salaries & Wages                  | 0                  | 0                   | 0                    | 0                   |
| 51401     | Overtime                                | 0                  | 0                   | 0                    | 0                   |
| 51501     | Special pay                             | 0                  | 0                   | 0                    | 0                   |
| 52101     | FICA Taxes                              | 17,061             | 17,695              | 19,852               | 19,852              |
| 52201     | Retirement Contributions                | 23,276             | 24,455              | 34,114               | 34,114              |
| 52301     | Life & Health Insurance                 | 35,730             | 40,000              | 40,000               | 40,000              |
| 52401     | Workers' Compensation                   | 434                | 320                 | 397                  | 397                 |
| 52501     | Unemployment Compensation               | 0                  | 0                   | 0                    | 0                   |
|           | PERSONNEL COSTS                         | <u>299,462</u>     | <u>313,786</u>      | <u>353,870</u>       | <u>353,870</u>      |
| 53101     | Professional Services                   | 18,312             | 21,264              | 18,690               | 18,690              |
| 53201     | Accounting & Auditing                   | 0                  | 0                   | 0                    | 0                   |
| 53301     | Court Reporter Services                 | 0                  | 0                   | 0                    | 0                   |
| 53401     | Other Contractual Services              | 0                  | 0                   | 0                    | 0                   |
| 53501     | Investigations                          | 0                  | 0                   | 0                    | 0                   |
| 53601     | Pension Benefits                        | 0                  | 0                   | 0                    | 0                   |
| 54001     | Travel & Per Diem                       | 0                  | 0                   | 0                    | 0                   |
| 54101     | Communications                          | 145                | 540                 | 0                    | 0                   |
| 54201     | Postage & Freight                       | 1,184              | 3,000               | 3,000                | 3,000               |
| 54301     | Utility Services                        | 0                  | 0                   | 0                    | 0                   |
| 54401     | Rentals & Leases                        | 0                  | 0                   | 0                    | 0                   |
| 54501     | Insurance                               | 0                  | 0                   | 0                    | 0                   |
| 54601     | Repair & Maintenance Services           | 0                  | 0                   | 240,000              | 240,000             |
| 54701     | Printing & Binding                      | 0                  | 0                   | 0                    | 0                   |
| 54801     | Promotional Activities                  | 0                  | 0                   | 0                    | 0                   |
| 54901     | Other Current Charges & Obligations     | 0                  | 0                   | 0                    | 0                   |
| 54931     | Host Ordinance Items                    | 0                  | 0                   | 0                    | 0                   |
| 55101     | Office Supplies                         | 0                  | 1,200               | 1,200                | 1,200               |
| 55201     | Operating Supplies                      | 0                  | 0                   | 0                    | 0                   |
| 55301     | Road Materials & Supplies               | 0                  | 0                   | 0                    | 0                   |
| 55401     | Books, Pubs, & Subs                     | 0                  | 350                 | 300                  | 300                 |
| 55501     | Training & Registrations                | 0                  | 0                   | 0                    | 0                   |
| 55801     | Bad Debt                                | 0                  | 0                   | 0                    | 0                   |
| 55901     | Depreciation                            | 0                  | 0                   | 0                    | 0                   |
|           | OPERATING COSTS                         | <u>19,641</u>      | <u>26,354</u>       | <u>263,190</u>       | <u>263,190</u>      |
| 56101     | Land                                    | 0                  | 0                   | 0                    | 0                   |
| 56201     | Buildings                               | 0                  | 0                   | 0                    | 0                   |
| 56301     | Improvements Other Than Buildings       | 0                  | 0                   | 0                    | 0                   |
| 56401     | Machinery & Equipment                   | 0                  | 0                   | 0                    | 0                   |
| 56501     | Construction in Progress                | 0                  | 0                   | 0                    | 0                   |
| 56601     | Books, Publications & Library Materials | 0                  | 0                   | 0                    | 0                   |
|           | CAPITAL OUTLAY                          | <u>0</u>           | <u>0</u>            | <u>0</u>             | <u>0</u>            |
| 57101     | Principal                               | 0                  | 0                   | 0                    | 0                   |
| 57201     | Interest                                | 0                  | 0                   | 0                    | 0                   |
| 57301     | Other Debt Service Costs                | 0                  | 0                   | 0                    | 0                   |
|           | DEBT SERVICE                            | <u>0</u>           | <u>0</u>            | <u>0</u>             | <u>0</u>            |
| 58101     | Aids to Governmental Agencies           | 0                  | 0                   | 0                    | 0                   |
| 58201     | Aids to Private Organizations           | 0                  | 0                   | 0                    | 0                   |
| 58301     | Other Grants & Aids                     | 0                  | 0                   | 0                    | 0                   |
|           | GRANTS AND AIDS                         | <u>0</u>           | <u>0</u>            | <u>0</u>             | <u>0</u>            |
| 59101     | Transfers                               | 0                  | 0                   | 0                    | 0                   |
| 59801     | Reserves                                | 0                  | 0                   | 0                    | 0                   |
|           | NON-OPERATING COSTS                     | <u>0</u>           | <u>0</u>            | <u>0</u>             | <u>0</u>            |
|           | TOTAL BUDGET                            | <u>\$ 319,102</u>  | <u>\$ 340,140</u>   | <u>\$ 617,060</u>    | <u>\$ 617,060</u>   |
| RESOURCES |   |                    |                     |                      |                     |
|           | Internal Service Fund Revenues          | \$ 319,102         | \$ 340,140          | \$ 617,060           | \$ 617,060          |
|           | TOTAL REVENUES                          | <u>\$ 319,102</u>  | <u>\$ 340,140</u>   | <u>\$ 617,060</u>    | <u>\$ 617,060</u>   |

FUND: 501 - Internal Service Fund  
 FUNCTION: General Government  
 ACTIVITY: Finance & Administrative

DEPARTMENT: Human Resources Department  
 DIVISION: Human Resources Department  
 COST CENTER: 150106 - Employee Assistance Program

| Account   | Title                                   | Actual<br>FY 18-19 | Adopted<br>FY 19-20 | Proposed<br>FY 20-21 | Adopted<br>FY 20-21 |
|-----------|---|--------------------|---------------------|----------------------|---------------------|
| 51101     | Executive Salaries                      | \$ 0               | \$ 0                | \$ 0                 | 0                   |
| 51201     | Regular Salaries & Wages                | 0                  | 0                   | 0                    | 0                   |
| 51301     | Other Salaries & Wages                  | 0                  | 0                   | 0                    | 0                   |
| 51401     | Overtime                                | 0                  | 0                   | 0                    | 0                   |
| 51501     | Special pay                             | 0                  | 0                   | 0                    | 0                   |
| 52101     | FICA Taxes                              | 0                  | 0                   | 0                    | 0                   |
| 52201     | Retirement Contributions                | 0                  | 0                   | 0                    | 0                   |
| 52301     | Life & Health Insurance                 | 0                  | 0                   | 0                    | 0                   |
| 52401     | Workers' Compensation                   | 0                  | 0                   | 0                    | 0                   |
| 52501     | Unemployment Compensation               | 0                  | 0                   | 0                    | 0                   |
|           | PERSONNEL COSTS                         | <u>0</u>           | <u>0</u>            | <u>0</u>             | <u>0</u>            |
| 53101     | Professional Services                   | 32,560             | 40,000              | 40,000               | 40,000              |
| 53201     | Accounting & Auditing                   | 0                  | 0                   | 0                    | 0                   |
| 53301     | Court Reporter Services                 | 0                  | 0                   | 0                    | 0                   |
| 53401     | Other Contractual Services              | 0                  | 0                   | 25,000               | 25,000              |
| 53501     | Investigations                          | 0                  | 0                   | 0                    | 0                   |
| 53601     | Pension Benefits                        | 0                  | 0                   | 0                    | 0                   |
| 54001     | Travel & Per Diem                       | 0                  | 0                   | 0                    | 0                   |
| 54101     | Communications                          | 0                  | 0                   | 0                    | 0                   |
| 54201     | Postage & Freight                       | 0                  | 0                   | 0                    | 0                   |
| 54301     | Utility Services                        | 0                  | 0                   | 0                    | 0                   |
| 54401     | Rentals & Leases                        | 0                  | 0                   | 0                    | 0                   |
| 54501     | Insurance                               | 0                  | 0                   | 27,685               | 27,685              |
| 54601     | Repair & Maintenance Services           | 0                  | 0                   | 0                    | 0                   |
| 54701     | Printing & Binding                      | 0                  | 0                   | 0                    | 0                   |
| 54801     | Promotional Activities                  | 0                  | 0                   | 0                    | 0                   |
| 54901     | Other Current Charges & Obligations     | 0                  | 0                   | 0                    | 0                   |
| 55101     | Office Supplies                         | 0                  | 0                   | 0                    | 0                   |
| 55201     | Operating Supplies                      | 0                  | 0                   | 0                    | 0                   |
| 55301     | Road Materials & Supplies               | 0                  | 0                   | 0                    | 0                   |
| 55401     | Books, Pubs, & Subs                     | 0                  | 0                   | 0                    | 0                   |
| 55501     | Training & Registrations                | 0                  | 0                   | 0                    | 0                   |
| 55801     | Bad Debt                                | 0                  | 0                   | 0                    | 0                   |
| 55901     | Depreciation                            | 0                  | 0                   | 0                    | 0                   |
|           | OPERATING COSTS                         | <u>32,560</u>      | <u>40,000</u>       | <u>92,685</u>        | <u>92,685</u>       |
| 56101     | Land                                    | 0                  | 0                   | 0                    | 0                   |
| 56201     | Buildings                               | 0                  | 0                   | 0                    | 0                   |
| 56301     | Improvements Other Than Buildings       | 0                  | 0                   | 0                    | 0                   |
| 56401     | Machinery & Equipment                   | 0                  | 0                   | 0                    | 0                   |
| 56501     | Construction in Progress                | 0                  | 0                   | 0                    | 0                   |
| 56601     | Books, Publications & Library Materials | 0                  | 0                   | 0                    | 0                   |
|           | CAPITAL OUTLAY                          | <u>0</u>           | <u>0</u>            | <u>0</u>             | <u>0</u>            |
| 57101     | Principal                               | 0                  | 0                   | 0                    | 0                   |
| 57201     | Interest                                | 0                  | 0                   | 0                    | 0                   |
| 57301     | Other Debt Service Costs                | 0                  | 0                   | 0                    | 0                   |
|           | DEBT SERVICE                            | <u>0</u>           | <u>0</u>            | <u>0</u>             | <u>0</u>            |
| 58101     | Aids to Governmental Agencies           | 0                  | 0                   | 0                    | 0                   |
| 58201     | Aids to Private Organizations           | 0                  | 0                   | 0                    | 0                   |
| 58301     | Other Grants and Aids                   | 0                  | 0                   | 0                    | 0                   |
|           | GRANTS AND AIDS                         | <u>0</u>           | <u>0</u>            | <u>0</u>             | <u>0</u>            |
| 59101     | Transfers                               | 0                  | 0                   | 0                    | 0                   |
| 59801     | Reserves                                | 0                  | 0                   | 0                    | 0                   |
|           | NON-OPERATING COSTS                     | <u>0</u>           | <u>0</u>            | <u>0</u>             | <u>0</u>            |
|           | TOTAL BUDGET                            | <u>\$ 32,560</u>   | <u>\$ 40,000</u>    | <u>\$ 92,685</u>     | <u>\$ 92,685</u>    |
| RESOURCES |   |                    |                     |                      |                     |
|           | Internal Service Fund Revenues          | \$ 32,560          | \$ 40,000           | \$ 92,685            | \$ 92,685           |
|           | TOTAL REVENUES                          | <u>\$ 32,560</u>   | <u>\$ 40,000</u>    | <u>\$ 92,685</u>     | <u>\$ 92,685</u>    |



FUND: 501 - Internal Service Fund  
 FUNCTION: General Government  
 ACTIVITY: Finance & Administrative

DEPARTMENT: Human Resources Department  
 DIVISION: Human Resources Department  
 COST CENTER: 150108 - Health

| Account   | Title                                   | Actual<br>FY 18-19 | Adopted<br>FY 19-20 | Proposed<br>FY 20-21 | Adopted<br>FY 20-21 |
|-----------|---|--------------------|---------------------|----------------------|---------------------|
| 51101     | Executive Salaries                      | \$ 0               | \$ 0                | \$ 0                 | 0                   |
| 51201     | Regular Salaries & Wages                | 0                  | 0                   | 0                    | 0                   |
| 51301     | Other Salaries & Wages                  | 0                  | 0                   | 0                    | 0                   |
| 51401     | Overtime                                | 0                  | 0                   | 0                    | 0                   |
| 51501     | Special pay                             | 0                  | 0                   | 0                    | 0                   |
| 52101     | FICA Taxes                              | 0                  | 0                   | 0                    | 0                   |
| 52201     | Retirement Contributions                | 0                  | 0                   | 0                    | 0                   |
| 52301     | Life & Health Insurance                 | 0                  | 0                   | 0                    | 0                   |
| 52401     | Workers' Compensation                   | 0                  | 0                   | 0                    | 0                   |
| 52501     | Unemployment Compensation               | 0                  | 0                   | 0                    | 0                   |
|           | PERSONNEL COSTS                         | 0                  | 0                   | 0                    | 0                   |
| 53101     | Professional Services                   | 150,065            | 149,180             | 133,000              | 133,000             |
| 53201     | Accounting & Auditing                   | 0                  | 0                   | 0                    | 0                   |
| 53301     | Court Reporter Services                 | 0                  | 0                   | 0                    | 0                   |
| 53401     | Other Contractual Services              | 22,660,291         | 22,880,711          | 22,934,265           | 22,934,265          |
| 53501     | Investigations                          | 0                  | 0                   | 0                    | 0                   |
| 53601     | Pension Benefits                        | 0                  | 0                   | 0                    | 0                   |
| 54001     | Travel & Per Diem                       | 0                  | 0                   | 0                    | 0                   |
| 54101     | Communications                          | 0                  | 0                   | 0                    | 0                   |
| 54201     | Postage & Freight                       | 0                  | 0                   | 0                    | 0                   |
| 54301     | Utility Services                        | 0                  | 0                   | 0                    | 0                   |
| 54401     | Rentals & Leases                        | 0                  | 0                   | 0                    | 0                   |
| 54501     | Insurance                               | 2,258,376          | 2,636,135           | 2,655,613            | 2,655,613           |
| 54601     | Repair & Maintenance Services           | 0                  | 0                   | 0                    | 0                   |
| 54701     | Printing & Binding                      | 0                  | 0                   | 0                    | 0                   |
| 54801     | Promotional Activities                  | 0                  | 0                   | 0                    | 0                   |
| 54901     | Other Current Charges & Obligations     | 7,242              | 0                   | 0                    | 0                   |
| 55101     | Office Supplies                         | 0                  | 0                   | 0                    | 0                   |
| 55201     | Operating Supplies                      | 0                  | 6,000               | 0                    | 0                   |
| 55301     | Road Materials & Supplies               | 0                  | 0                   | 0                    | 0                   |
| 55401     | Books, Pubs, & Subs                     | 0                  | 0                   | 0                    | 0                   |
| 55501     | Training & Registrations                | 0                  | 0                   | 0                    | 0                   |
| 55801     | Bad Debt                                | 0                  | 0                   | 0                    | 0                   |
| 55901     | Depreciation                            | 0                  | 0                   | 0                    | 0                   |
|           | OPERATING COSTS                         | 25,075,973         | 25,672,026          | 25,722,878           | 25,722,878          |
| 56101     | Land                                    | 0                  | 0                   | 0                    | 0                   |
| 56201     | Buildings                               | 0                  | 0                   | 0                    | 0                   |
| 56301     | Improvements Other Than Buildings       | 0                  | 0                   | 0                    | 0                   |
| 56401     | Machinery & Equipment                   | 0                  | 0                   | 0                    | 0                   |
| 56501     | Construction in Progress                | 0                  | 0                   | 0                    | 0                   |
| 56601     | Books, Publications & Library Materials | 0                  | 0                   | 0                    | 0                   |
|           | CAPITAL OUTLAY                          | 0                  | 0                   | 0                    | 0                   |
| 57101     | Principal                               | 0                  | 0                   | 0                    | 0                   |
| 57201     | Interest                                | 0                  | 0                   | 0                    | 0                   |
| 57301     | Other Debt Service Costs                | 0                  | 0                   | 0                    | 0                   |
|           | DEBT SERVICE                            | 0                  | 0                   | 0                    | 0                   |
| 58101     | Aids to Governmental Agencies           | 0                  | 0                   | 0                    | 0                   |
| 58201     | Aids to Private Organizations           | 0                  | 0                   | 0                    | 0                   |
| 58301     | Other Grants and Aids                   | 0                  | 0                   | 0                    | 0                   |
|           | GRANTS AND AIDS                         | 0                  | 0                   | 0                    | 0                   |
| 59101     | Transfers                               | 0                  | 0                   | 0                    | 0                   |
| 59801     | Reserves                                | 0                  | 0                   | 0                    | 0                   |
|           | NON-OPERATING COSTS                     | 0                  | 0                   | 0                    | 0                   |
|           | TOTAL BUDGET                            | \$ 25,075,973      | \$ 25,672,026       | \$ 25,722,878        | \$ 25,722,878       |
| RESOURCES |   |                    |                     |                      |                     |
|           | Internal Service Fund Revenues          | \$ 25,075,973      | \$ 25,672,026       | \$ 25,722,878        | \$ 25,722,878       |
|           | TOTAL REVENUES                          | \$ 25,075,973      | \$ 25,672,026       | \$ 25,722,878        | \$ 25,722,878       |

FUND: 501 - Internal Service Fund  
 FUNCTION: General Government  
 ACTIVITY: Finance & Administrative

DEPARTMENT: Human Resources Department  
 DIVISION: Human Resources Department  
 COST CENTER: 150109 - Dental

| Account   | Title                                   | Actual<br>FY 18-19 | Adopted<br>FY 19-20 | Proposed<br>FY 20-21 | Adopted<br>FY 20-21 |
|-----------|---|--------------------|---------------------|----------------------|---------------------|
| 51101     | Executive Salaries                      | \$ 0               | \$ 0                | \$ 0                 | 0                   |
| 51201     | Regular Salaries & Wages                | 0                  | 0                   | 0                    | 0                   |
| 51301     | Other Salaries & Wages                  | 0                  | 0                   | 0                    | 0                   |
| 51401     | Overtime                                | 0                  | 0                   | 0                    | 0                   |
| 51501     | Special pay                             | 0                  | 0                   | 0                    | 0                   |
| 52101     | FICA Taxes                              | 0                  | 0                   | 0                    | 0                   |
| 52201     | Retirement Contributions                | 0                  | 0                   | 0                    | 0                   |
| 52301     | Life & Health Insurance                 | 0                  | 0                   | 0                    | 0                   |
| 52401     | Workers' Compensation                   | 0                  | 0                   | 0                    | 0                   |
| 52501     | Unemployment Compensation               | 0                  | 0                   | 0                    | 0                   |
|           | PERSONNEL COSTS                         | 0                  | 0                   | 0                    | 0                   |
| 53101     | Professional Services                   | 80,221             | 81,943              | 82,730               | 82,730              |
| 53201     | Accounting & Auditing                   | 0                  | 0                   | 0                    | 0                   |
| 53301     | Court Reporter Services                 | 0                  | 0                   | 0                    | 0                   |
| 53401     | Other Contractual Services              | 894,941            | 900,990             | 916,890              | 916,890             |
| 53501     | Investigations                          | 0                  | 0                   | 0                    | 0                   |
| 53601     | Pension Benefits                        | 0                  | 0                   | 0                    | 0                   |
| 54001     | Travel & Per Diem                       | 0                  | 0                   | 0                    | 0                   |
| 54101     | Communications                          | 0                  | 0                   | 0                    | 0                   |
| 54201     | Postage & Freight                       | 0                  | 0                   | 0                    | 0                   |
| 54301     | Utility Services                        | 0                  | 0                   | 0                    | 0                   |
| 54401     | Rentals & Leases                        | 0                  | 0                   | 0                    | 0                   |
| 54501     | Insurance                               | 0                  | 0                   | 0                    | 0                   |
| 54601     | Repair & Maintenance Services           | 0                  | 0                   | 0                    | 0                   |
| 54701     | Printing & Binding                      | 0                  | 0                   | 0                    | 0                   |
| 54801     | Promotional Activities                  | 0                  | 0                   | 0                    | 0                   |
| 54901     | Other Current Charges & Obligations     | 0                  | 0                   | 0                    | 0                   |
| 55101     | Office Supplies                         | 0                  | 0                   | 0                    | 0                   |
| 55201     | Operating Supplies                      | 0                  | 0                   | 0                    | 0                   |
| 55301     | Road Materials & Supplies               | 0                  | 0                   | 0                    | 0                   |
| 55401     | Books, Pubs, & Subs                     | 0                  | 0                   | 0                    | 0                   |
| 55501     | Training & Registrations                | 0                  | 0                   | 0                    | 0                   |
| 55801     | Bad Debt                                | 0                  | 0                   | 0                    | 0                   |
| 55901     | Depreciation                            | 0                  | 0                   | 0                    | 0                   |
|           | OPERATING COSTS                         | 975,162            | 982,933             | 999,620              | 999,620             |
| 56101     | Land                                    | 0                  | 0                   | 0                    | 0                   |
| 56201     | Buildings                               | 0                  | 0                   | 0                    | 0                   |
| 56301     | Improvements Other Than Buildings       | 0                  | 0                   | 0                    | 0                   |
| 56401     | Machinery & Equipment                   | 0                  | 0                   | 0                    | 0                   |
| 56501     | Construction in Progress                | 0                  | 0                   | 0                    | 0                   |
| 56601     | Books, Publications & Library Materials | 0                  | 0                   | 0                    | 0                   |
|           | CAPITAL OUTLAY                          | 0                  | 0                   | 0                    | 0                   |
| 57101     | Principal                               | 0                  | 0                   | 0                    | 0                   |
| 57201     | Interest                                | 0                  | 0                   | 0                    | 0                   |
| 57301     | Other Debt Service Costs                | 0                  | 0                   | 0                    | 0                   |
|           | DEBT SERVICE                            | 0                  | 0                   | 0                    | 0                   |
| 58101     | Aids to Governmental Agencies           | 0                  | 0                   | 0                    | 0                   |
| 58201     | Aids to Private Organizations           | 0                  | 0                   | 0                    | 0                   |
| 58301     | Other Grants and Aids                   | 0                  | 0                   | 0                    | 0                   |
|           | GRANTS AND AIDS                         | 0                  | 0                   | 0                    | 0                   |
| 59101     | Transfers                               | 0                  | 0                   | 0                    | 0                   |
| 59801     | Reserves                                | 0                  | 0                   | 0                    | 0                   |
|           | NON-OPERATING COSTS                     | 0                  | 0                   | 0                    | 0                   |
|           | TOTAL BUDGET                            | \$ 975,162         | \$ 982,933          | \$ 999,620           | \$ 999,620          |
| RESOURCES |   |                    |                     |                      |                     |
|           | Internal Service Fund Revenues          | \$ 975,162         | \$ 982,933          | \$ 999,620           | \$ 999,620          |
|           | TOTAL REVENUES                          | \$ 975,162         | \$ 982,933          | \$ 999,620           | \$ 999,620          |

FUND: 501 - Internal Service Fund  
 FUNCTION: General Government  
 ACTIVITY: Finance & Administrative

DEPARTMENT: Human Resources Department  
 DIVISION: Human Resources Department  
 COST CENTER: 150112 - Employee Health Clinic

| Account   | Title                                   | Actual<br>FY 18-19 | Adopted<br>FY 19-20 | Proposed<br>FY 20-21 | Adopted<br>FY 20-21 |
|-----------|---|--------------------|---------------------|----------------------|---------------------|
| 51101     | Executive Salaries                      | \$ 0               | \$ 0                | \$ 0                 | 0                   |
| 51201     | Regular Salaries & Wages                | 0                  | 0                   | 0                    | 0                   |
| 51301     | Other Salaries & Wages                  | 0                  | 0                   | 0                    | 0                   |
| 51401     | Overtime                                | 0                  | 0                   | 0                    | 0                   |
| 51501     | Special pay                             | 0                  | 0                   | 0                    | 0                   |
| 52101     | FICA Taxes                              | 0                  | 0                   | 0                    | 0                   |
| 52201     | Retirement Contributions                | 0                  | 0                   | 0                    | 0                   |
| 52301     | Life & Health Insurance                 | 0                  | 0                   | 0                    | 0                   |
| 52401     | Workers' Compensation                   | 0                  | 0                   | 0                    | 0                   |
| 52501     | Unemployment Compensation               | 0                  | 0                   | 0                    | 0                   |
|           | PERSONNEL COSTS                         | 0                  | 0                   | 0                    | 0                   |
| 53101     | Professional Services                   | 756,236            | 790,985             | 812,578              | 812,578             |
| 53201     | Accounting & Auditing                   | 0                  | 0                   | 0                    | 0                   |
| 53301     | Court Reporter Services                 | 0                  | 0                   | 0                    | 0                   |
| 53401     | Other Contractual Services              | 9,204              | 13,000              | 13,000               | 13,000              |
| 53501     | Investigations                          | 0                  | 0                   | 0                    | 0                   |
| 53601     | Pension Benefits                        | 0                  | 0                   | 0                    | 0                   |
| 54001     | Travel & Per Diem                       | 0                  | 0                   | 0                    | 0                   |
| 54101     | Communications                          | 2,654              | 2,800               | 2,800                | 2,800               |
| 54201     | Postage & Freight                       | 0                  | 0                   | 0                    | 0                   |
| 54301     | Utility Services                        | 13,457             | 11,000              | 11,000               | 11,000              |
| 54401     | Rentals & Leases                        | 0                  | 0                   | 0                    | 0                   |
| 54501     | Insurance                               | 0                  | 0                   | 0                    | 0                   |
| 54601     | Repair & Maintenance Services           | 0                  | 0                   | 0                    | 0                   |
| 54701     | Printing & Binding                      | 0                  | 0                   | 0                    | 0                   |
| 54801     | Promotional Activities                  | 0                  | 0                   | 0                    | 0                   |
| 54901     | Other Current Charges & Obligations     | 0                  | 0                   | 0                    | 0                   |
| 55101     | Office Supplies                         | 0                  | 0                   | 0                    | 0                   |
| 55201     | Operating Supplies                      | 0                  | 0                   | 0                    | 0                   |
| 55301     | Road Materials & Supplies               | 0                  | 0                   | 0                    | 0                   |
| 55401     | Books, Pubs, & Subs                     | 0                  | 0                   | 0                    | 0                   |
| 55501     | Training & Registrations                | 0                  | 0                   | 0                    | 0                   |
| 55801     | Bad Debt                                | 0                  | 0                   | 0                    | 0                   |
| 55901     | Depreciation                            | 0                  | 0                   | 0                    | 0                   |
|           | OPERATING COSTS                         | 781,550            | 817,785             | 839,378              | 839,378             |
| 56101     | Land                                    | 0                  | 0                   | 0                    | 0                   |
| 56201     | Buildings                               | 0                  | 0                   | 0                    | 0                   |
| 56301     | Improvements Other Than Buildings       | 0                  | 0                   | 0                    | 0                   |
| 56401     | Machinery & Equipment                   | 0                  | 0                   | 0                    | 0                   |
| 56501     | Construction in Progress                | 0                  | 0                   | 0                    | 0                   |
| 56601     | Books, Publications & Library Materials | 0                  | 0                   | 0                    | 0                   |
|           | CAPITAL OUTLAY                          | 0                  | 0                   | 0                    | 0                   |
| 57101     | Principal                               | 0                  | 0                   | 0                    | 0                   |
| 57201     | Interest                                | 0                  | 0                   | 0                    | 0                   |
| 57301     | Other Debt Service Costs                | 0                  | 0                   | 0                    | 0                   |
|           | DEBT SERVICE                            | 0                  | 0                   | 0                    | 0                   |
| 58101     | Aids to Governmental Agencies           | 0                  | 0                   | 0                    | 0                   |
| 58201     | Aids to Private Organizations           | 0                  | 0                   | 0                    | 0                   |
| 58301     | Other Grants and Aids                   | 0                  | 0                   | 0                    | 0                   |
|           | GRANTS AND AIDS                         | 0                  | 0                   | 0                    | 0                   |
| 59101     | Transfers                               | 0                  | 0                   | 0                    | 0                   |
| 59801     | Reserves                                | 0                  | 0                   | 0                    | 0                   |
|           | NON-OPERATING COSTS                     | 0                  | 0                   | 0                    | 0                   |
|           | TOTAL BUDGET                            | \$ 781,550         | \$ 817,785          | \$ 839,378           | \$ 839,378          |
| RESOURCES |   |                    |                     |                      |                     |
|           | Internal Service Fund Revenues          | \$ 781,550         | \$ 817,785          | \$ 839,378           | \$ 839,378          |
|           | TOTAL REVENUES                          | \$ 781,550         | \$ 817,785          | \$ 839,378           | \$ 839,378          |

FUND: 501 - Internal Service Fund  
 FUNCTION: General Government  
 ACTIVITY: Finance & Administrative

DEPARTMENT: Human Resources Department  
 DIVISION: Human Resources Department  
 COST CENTER: 150113 - Long Term Disability

| Account   | Title                                   | Actual<br>FY 18-19 | Adopted<br>FY 19-20 | Proposed<br>FY 20-21 | Adopted<br>FY 20-21 |
|-----------|---|--------------------|---------------------|----------------------|---------------------|
| 51101     | Executive Salaries                      | \$ 0               | \$ 0                | \$ 0                 | 0                   |
| 51201     | Regular Salaries & Wages                | 0                  | 0                   | 0                    | 0                   |
| 51301     | Other Salaries & Wages                  | 0                  | 0                   | 0                    | 0                   |
| 51401     | Overtime                                | 0                  | 0                   | 0                    | 0                   |
| 51501     | Special pay                             | 0                  | 0                   | 0                    | 0                   |
| 52101     | FICA Taxes                              | 0                  | 0                   | 0                    | 0                   |
| 52201     | Retirement Contributions                | 0                  | 0                   | 0                    | 0                   |
| 52301     | Life & Health Insurance                 | 0                  | 0                   | 0                    | 0                   |
| 52401     | Workers' Compensation                   | 0                  | 0                   | 0                    | 0                   |
| 52501     | Unemployment Compensation               | 0                  | 0                   | 0                    | 0                   |
|           | PERSONNEL COSTS                         | <u>0</u>           | <u>0</u>            | <u>0</u>             | <u>0</u>            |
| 53101     | Professional Services                   | 0                  | 0                   | 0                    | 0                   |
| 53201     | Accounting & Auditing                   | 0                  | 0                   | 0                    | 0                   |
| 53301     | Court Reporter Services                 | 0                  | 0                   | 0                    | 0                   |
| 53401     | Other Contractual Services              | 0                  | 89,248              | 87,992               | 87,992              |
| 53501     | Investigations                          | 0                  | 0                   | 0                    | 0                   |
| 53601     | Pension Benefits                        | 0                  | 0                   | 0                    | 0                   |
| 54001     | Travel & Per Diem                       | 0                  | 0                   | 0                    | 0                   |
| 54101     | Communications                          | 0                  | 0                   | 0                    | 0                   |
| 54201     | Postage & Freight                       | 0                  | 0                   | 0                    | 0                   |
| 54301     | Utility Services                        | 0                  | 0                   | 0                    | 0                   |
| 54401     | Rentals & Leases                        | 0                  | 0                   | 0                    | 0                   |
| 54501     | Insurance                               | 62,524             | 0                   | 0                    | 0                   |
| 54601     | Repair & Maintenance Services           | 0                  | 0                   | 0                    | 0                   |
| 54701     | Printing & Binding                      | 0                  | 0                   | 0                    | 0                   |
| 54801     | Promotional Activities                  | 0                  | 0                   | 0                    | 0                   |
| 54901     | Other Current Charges & Obligations     | 0                  | 0                   | 0                    | 0                   |
| 55101     | Office Supplies                         | 0                  | 0                   | 0                    | 0                   |
| 55201     | Operating Supplies                      | 0                  | 0                   | 0                    | 0                   |
| 55301     | Road Materials & Supplies               | 0                  | 0                   | 0                    | 0                   |
| 55401     | Books, Pubs, & Subs                     | 0                  | 0                   | 0                    | 0                   |
| 55501     | Training & Registrations                | 0                  | 0                   | 0                    | 0                   |
| 55801     | Bad Debt                                | 0                  | 0                   | 0                    | 0                   |
| 55901     | Depreciation                            | 0                  | 0                   | 0                    | 0                   |
|           | OPERATING COSTS                         | <u>62,524</u>      | <u>89,248</u>       | <u>87,992</u>        | <u>87,992</u>       |
| 56101     | Land                                    | 0                  | 0                   | 0                    | 0                   |
| 56201     | Buildings                               | 0                  | 0                   | 0                    | 0                   |
| 56301     | Improvements Other Than Buildings       | 0                  | 0                   | 0                    | 0                   |
| 56401     | Machinery & Equipment                   | 0                  | 0                   | 0                    | 0                   |
| 56501     | Construction in Progress                | 0                  | 0                   | 0                    | 0                   |
| 56601     | Books, Publications & Library Materials | 0                  | 0                   | 0                    | 0                   |
|           | CAPITAL OUTLAY                          | <u>0</u>           | <u>0</u>            | <u>0</u>             | <u>0</u>            |
| 57101     | Principal                               | 0                  | 0                   | 0                    | 0                   |
| 57201     | Interest                                | 0                  | 0                   | 0                    | 0                   |
| 57301     | Other Debt Service Costs                | 0                  | 0                   | 0                    | 0                   |
|           | DEBT SERVICE                            | <u>0</u>           | <u>0</u>            | <u>0</u>             | <u>0</u>            |
| 58101     | Aids to Governmental Agencies           | 0                  | 0                   | 0                    | 0                   |
| 58201     | Aids to Private Organizations           | 0                  | 0                   | 0                    | 0                   |
| 58301     | Other Grants and Aids                   | 0                  | 0                   | 0                    | 0                   |
|           | GRANTS AND AIDS                         | <u>0</u>           | <u>0</u>            | <u>0</u>             | <u>0</u>            |
| 59101     | Transfers                               | 0                  | 0                   | 0                    | 0                   |
| 59801     | Reserves                                | 0                  | 0                   | 0                    | 0                   |
|           | NON-OPERATING COSTS                     | <u>0</u>           | <u>0</u>            | <u>0</u>             | <u>0</u>            |
|           | TOTAL BUDGET                            | <u>\$ 62,524</u>   | <u>\$ 89,248</u>    | <u>\$ 87,992</u>     | <u>\$ 87,992</u>    |
| RESOURCES |   |                    |                     |                      |                     |
|           | Internal Service Fund Revenues          | \$ 62,524          | \$ 89,248           | \$ 87,992            | \$ 87,992           |
|           | TOTAL REVENUES                          | <u>\$ 62,524</u>   | <u>\$ 89,248</u>    | <u>\$ 87,992</u>     | <u>\$ 87,992</u>    |

FUND: 501 - Internal Service Fund  
 FUNCTION: General Government  
 ACTIVITY: Finance & Administrative

DEPARTMENT: Human Resources Department  
 DIVISION: Human Resources Department  
 COST CENTER: 150114 - Vision

| Account   | Title                                   | Actual<br>FY 18-19 | Adopted<br>FY 19-20 | Proposed<br>FY 20-21 | Adopted<br>FY 20-21 |
|-----------|---|--------------------|---------------------|----------------------|---------------------|
| 51101     | Executive Salaries                      | \$ 0               | \$ 0                | \$ 0                 | 0                   |
| 51201     | Regular Salaries & Wages                | 0                  | 0                   | 0                    | 0                   |
| 51301     | Other Salaries & Wages                  | 0                  | 0                   | 0                    | 0                   |
| 51401     | Overtime                                | 0                  | 0                   | 0                    | 0                   |
| 51501     | Special pay                             | 0                  | 0                   | 0                    | 0                   |
| 52101     | FICA Taxes                              | 0                  | 0                   | 0                    | 0                   |
| 52201     | Retirement Contributions                | 0                  | 0                   | 0                    | 0                   |
| 52301     | Life & Health Insurance                 | 0                  | 0                   | 0                    | 0                   |
| 52401     | Workers' Compensation                   | 0                  | 0                   | 0                    | 0                   |
| 52501     | Unemployment Compensation               | 0                  | 0                   | 0                    | 0                   |
|           | PERSONNEL COSTS                         | <u>0</u>           | <u>0</u>            | <u>0</u>             | <u>0</u>            |
| 53101     | Professional Services                   | 0                  | 0                   | 0                    | 0                   |
| 53201     | Accounting & Auditing                   | 0                  | 0                   | 0                    | 0                   |
| 53301     | Court Reporter Services                 | 0                  | 0                   | 0                    | 0                   |
| 53401     | Other Contractual Services              | 0                  | 126,134             | 131,573              | 131,573             |
| 53501     | Investigations                          | 0                  | 0                   | 0                    | 0                   |
| 53601     | Pension Benefits                        | 0                  | 0                   | 0                    | 0                   |
| 54001     | Travel & Per Diem                       | 0                  | 0                   | 0                    | 0                   |
| 54101     | Communications                          | 0                  | 0                   | 0                    | 0                   |
| 54201     | Postage & Freight                       | 0                  | 0                   | 0                    | 0                   |
| 54301     | Utility Services                        | 0                  | 0                   | 0                    | 0                   |
| 54401     | Rentals & Leases                        | 0                  | 0                   | 0                    | 0                   |
| 54501     | Insurance                               | 100,407            | 0                   | 0                    | 0                   |
| 54601     | Repair & Maintenance Services           | 0                  | 0                   | 0                    | 0                   |
| 54701     | Printing & Binding                      | 0                  | 0                   | 0                    | 0                   |
| 54801     | Promotional Activities                  | 0                  | 0                   | 0                    | 0                   |
| 54901     | Other Current Charges & Obligations     | 0                  | 0                   | 0                    | 0                   |
| 55101     | Office Supplies                         | 0                  | 0                   | 0                    | 0                   |
| 55201     | Operating Supplies                      | 0                  | 0                   | 0                    | 0                   |
| 55301     | Road Materials & Supplies               | 0                  | 0                   | 0                    | 0                   |
| 55401     | Books, Pubs, & Subs                     | 0                  | 0                   | 0                    | 0                   |
| 55501     | Training & Registrations                | 0                  | 0                   | 0                    | 0                   |
| 55801     | Bad Debt                                | 0                  | 0                   | 0                    | 0                   |
| 55901     | Depreciation                            | 0                  | 0                   | 0                    | 0                   |
|           | OPERATING COSTS                         | <u>100,407</u>     | <u>126,134</u>      | <u>131,573</u>       | <u>131,573</u>      |
| 56101     | Land                                    | 0                  | 0                   | 0                    | 0                   |
| 56201     | Buildings                               | 0                  | 0                   | 0                    | 0                   |
| 56301     | Improvements Other Than Buildings       | 0                  | 0                   | 0                    | 0                   |
| 56401     | Machinery & Equipment                   | 0                  | 0                   | 0                    | 0                   |
| 56501     | Construction in Progress                | 0                  | 0                   | 0                    | 0                   |
| 56601     | Books, Publications & Library Materials | 0                  | 0                   | 0                    | 0                   |
|           | CAPITAL OUTLAY                          | <u>0</u>           | <u>0</u>            | <u>0</u>             | <u>0</u>            |
| 57101     | Principal                               | 0                  | 0                   | 0                    | 0                   |
| 57201     | Interest                                | 0                  | 0                   | 0                    | 0                   |
| 57301     | Other Debt Service Costs                | 0                  | 0                   | 0                    | 0                   |
|           | DEBT SERVICE                            | <u>0</u>           | <u>0</u>            | <u>0</u>             | <u>0</u>            |
| 58101     | Aids to Governmental Agencies           | 0                  | 0                   | 0                    | 0                   |
| 58201     | Aids to Private Organizations           | 0                  | 0                   | 0                    | 0                   |
| 58301     | Other Grants and Aids                   | 0                  | 0                   | 0                    | 0                   |
|           | GRANTS AND AIDS                         | <u>0</u>           | <u>0</u>            | <u>0</u>             | <u>0</u>            |
| 59101     | Transfers                               | 0                  | 0                   | 0                    | 0                   |
| 59801     | Reserves                                | 0                  | 0                   | 0                    | 0                   |
|           | NON-OPERATING COSTS                     | <u>0</u>           | <u>0</u>            | <u>0</u>             | <u>0</u>            |
|           | TOTAL BUDGET                            | <u>\$ 100,407</u>  | <u>\$ 126,134</u>   | <u>\$ 131,573</u>    | <u>\$ 131,573</u>   |
| RESOURCES |   |                    |                     |                      |                     |
|           | Internal Service Fund Revenues          | \$ 100,407         | \$ 126,134          | \$ 131,573           | \$ 131,573          |
|           | TOTAL REVENUES                          | <u>\$ 100,407</u>  | <u>\$ 126,134</u>   | <u>\$ 131,573</u>    | <u>\$ 131,573</u>   |

FUND: 501 - Internal Service Fund  
 FUNCTION: General Government  
 ACTIVITY: Finance & Administrative

DEPARTMENT: Human Resources Department  
 DIVISION: Human Resources Department  
 COST CENTER: 150110 - Life

| Account   | Title                                   | Actual<br>FY 18-19 | Adopted<br>FY 19-20 | Proposed<br>FY 20-21 | Adopted<br>FY 20-21 |
|-----------|---|--------------------|---------------------|----------------------|---------------------|
| 51101     | Executive Salaries                      | \$ 0               | \$ 0                | \$ 0                 | 0                   |
| 51201     | Regular Salaries & Wages                | 0                  | 0                   | 0                    | 0                   |
| 51301     | Other Salaries & Wages                  | 0                  | 0                   | 0                    | 0                   |
| 51401     | Overtime                                | 0                  | 0                   | 0                    | 0                   |
| 51501     | Special pay                             | 0                  | 0                   | 0                    | 0                   |
| 52101     | FICA Taxes                              | 0                  | 0                   | 0                    | 0                   |
| 52201     | Retirement Contributions                | 0                  | 0                   | 0                    | 0                   |
| 52301     | Life & Health Insurance                 | 0                  | 0                   | 0                    | 0                   |
| 52401     | Workers' Compensation                   | 0                  | 0                   | 0                    | 0                   |
| 52501     | Unemployment Compensation               | 0                  | 0                   | 0                    | 0                   |
|           | PERSONNEL COSTS                         | 0                  | 0                   | 0                    | 0                   |
| 53101     | Professional Services                   | 0                  | 0                   | 0                    | 0                   |
| 53201     | Accounting & Auditing                   | 0                  | 0                   | 0                    | 0                   |
| 53301     | Court Reporter Services                 | 0                  | 0                   | 0                    | 0                   |
| 53401     | Other Contractual Services              | 0                  | 0                   | 0                    | 0                   |
| 53501     | Investigations                          | 0                  | 0                   | 0                    | 0                   |
| 53601     | Pension Benefits                        | 0                  | 0                   | 0                    | 0                   |
| 54001     | Travel & Per Diem                       | 0                  | 0                   | 0                    | 0                   |
| 54101     | Communications                          | 0                  | 0                   | 0                    | 0                   |
| 54201     | Postage & Freight                       | 0                  | 0                   | 0                    | 0                   |
| 54301     | Utility Services                        | 0                  | 0                   | 0                    | 0                   |
| 54401     | Rentals & Leases                        | 0                  | 0                   | 0                    | 0                   |
| 54501     | Insurance                               | 346,115            | 381,071             | 325,010              | 325,010             |
| 54601     | Repair & Maintenance Services           | 0                  | 0                   | 0                    | 0                   |
| 54701     | Printing & Binding                      | 0                  | 0                   | 0                    | 0                   |
| 54801     | Promotional Activities                  | 0                  | 0                   | 0                    | 0                   |
| 54901     | Other Current Charges & Obligations     | 0                  | 0                   | 0                    | 0                   |
| 55101     | Office Supplies                         | 0                  | 0                   | 0                    | 0                   |
| 55201     | Operating Supplies                      | 0                  | 0                   | 0                    | 0                   |
| 55301     | Road Materials & Supplies               | 0                  | 0                   | 0                    | 0                   |
| 55401     | Books, Pubs, & Subs                     | 0                  | 0                   | 0                    | 0                   |
| 55501     | Training & Registrations                | 0                  | 0                   | 0                    | 0                   |
| 55801     | Bad Debt                                | 0                  | 0                   | 0                    | 0                   |
| 55901     | Depreciation                            | 0                  | 0                   | 0                    | 0                   |
|           | OPERATING COSTS                         | 346,115            | 381,071             | 325,010              | 325,010             |
| 56101     | Land                                    | 0                  | 0                   | 0                    | 0                   |
| 56201     | Buildings                               | 0                  | 0                   | 0                    | 0                   |
| 56301     | Improvements Other Than Buildings       | 0                  | 0                   | 0                    | 0                   |
| 56401     | Machinery & Equipment                   | 0                  | 0                   | 0                    | 0                   |
| 56501     | Construction in Progress                | 0                  | 0                   | 0                    | 0                   |
| 56601     | Books, Publications & Library Materials | 0                  | 0                   | 0                    | 0                   |
|           | CAPITAL OUTLAY                          | 0                  | 0                   | 0                    | 0                   |
| 57101     | Principal                               | 0                  | 0                   | 0                    | 0                   |
| 57201     | Interest                                | 0                  | 0                   | 0                    | 0                   |
| 57301     | Other Debt Service Costs                | 0                  | 0                   | 0                    | 0                   |
|           | DEBT SERVICE                            | 0                  | 0                   | 0                    | 0                   |
| 58101     | Aids to Governmental Agencies           | 0                  | 0                   | 0                    | 0                   |
| 58201     | Aids to Private Organizations           | 0                  | 0                   | 0                    | 0                   |
| 58301     | Other Grants and Aids                   | 0                  | 0                   | 0                    | 0                   |
|           | GRANTS AND AIDS                         | 0                  | 0                   | 0                    | 0                   |
| 59101     | Transfers                               | 0                  | 0                   | 0                    | 0                   |
| 59801     | Reserves                                | 0                  | 0                   | 0                    | 0                   |
|           | NON-OPERATING COSTS                     | 0                  | 0                   | 0                    | 0                   |
|           | TOTAL BUDGET                            | \$ 346,115         | \$ 381,071          | \$ 325,010           | \$ 325,010          |
| RESOURCES |   |                    |                     |                      |                     |
|           | Internal Service Fund Revenues          | \$ 346,115         | \$ 381,071          | \$ 325,010           | \$ 325,010          |
|           | TOTAL REVENUES                          | \$ 346,115         | \$ 381,071          | \$ 325,010           | \$ 325,010          |

FUND: 501 - Internal Service Fund  
 FUNCTION: General Government  
 ACTIVITY: Finance & Administrative

DEPARTMENT: Human Resources Department  
 DIVISION: Human Resources Department  
 COST CENTER: 150111 - BCBS Health Grant

| Account   | Title                                   | Actual<br>FY 18-19 | Adopted<br>FY 19-20 | Proposed<br>FY 20-21 | Adopted<br>FY 20-21 |
|-----------|---|--------------------|---------------------|----------------------|---------------------|
| 51101     | Executive Salaries                      | \$ 0               | \$ 0                | \$ 0                 | 0                   |
| 51201     | Regular Salaries & Wages                | 0                  | 31,300              | 0                    | 0                   |
| 51301     | Other Salaries & Wages                  | 0                  | 0                   | 0                    | 0                   |
| 51401     | Overtime                                | 0                  | 0                   | 0                    | 0                   |
| 51501     | Special pay                             | 0                  | 0                   | 0                    | 0                   |
| 52101     | FICA Taxes                              | 0                  | 3,000               | 0                    | 0                   |
| 52201     | Retirement Contributions                | 0                  | 0                   | 0                    | 0                   |
| 52301     | Life & Health Insurance                 | 0                  | 0                   | 0                    | 0                   |
| 52401     | Workers' Compensation                   | 0                  | 0                   | 0                    | 0                   |
| 52501     | Unemployment Compensation               | 0                  | 0                   | 0                    | 0                   |
|           | PERSONNEL COSTS                         | 0                  | 34,300              | 0                    | 0                   |
| 53101     | Professional Services                   | 0                  | 0                   | 0                    | 0                   |
| 53201     | Accounting & Auditing                   | 0                  | 0                   | 0                    | 0                   |
| 53301     | Court Reporter Services                 | 0                  | 0                   | 0                    | 0                   |
| 53401     | Other Contractual Services              | 0                  | 0                   | 0                    | 0                   |
| 53501     | Investigations                          | 0                  | 0                   | 0                    | 0                   |
| 53601     | Pension Benefits                        | 0                  | 0                   | 0                    | 0                   |
| 54001     | Travel & Per Diem                       | 0                  | 0                   | 0                    | 0                   |
| 54101     | Communications                          | 821                | 1,000               | 1,000                | 1,000               |
| 54201     | Postage & Freight                       | 0                  | 0                   | 0                    | 0                   |
| 54301     | Utility Services                        | 0                  | 0                   | 0                    | 0                   |
| 54401     | Rentals & Leases                        | 0                  | 0                   | 0                    | 0                   |
| 54501     | Insurance                               | 0                  | 0                   | 0                    | 0                   |
| 54601     | Repair & Maintenance Services           | 1,815              | 3,500               | 3,000                | 3,000               |
| 54701     | Printing & Binding                      | 0                  | 0                   | 0                    | 0                   |
| 54801     | Promotional Activities                  | 0                  | 0                   | 0                    | 0                   |
| 54901     | Other Current Charges & Obligations     | 0                  | 0                   | 0                    | 0                   |
| 55101     | Office Supplies                         | 0                  | 0                   | 0                    | 0                   |
| 55201     | Operating Supplies                      | 137                | 300,892             | 329,445              | 329,445             |
| 55301     | Road Materials & Supplies               | 0                  | 0                   | 0                    | 0                   |
| 55401     | Books, Pubs, & Subs                     | 0                  | 0                   | 0                    | 0                   |
| 55501     | Training & Registrations                | 0                  | 0                   | 0                    | 0                   |
| 55801     | Bad Debt                                | 0                  | 0                   | 0                    | 0                   |
| 55901     | Depreciation                            | 0                  | 0                   | 0                    | 0                   |
|           | OPERATING COSTS                         | 2,773              | 305,392             | 333,445              | 333,445             |
| 56101     | Land                                    | 0                  | 0                   | 0                    | 0                   |
| 56201     | Buildings                               | 0                  | 0                   | 0                    | 0                   |
| 56301     | Improvements Other Than Buildings       | 0                  | 0                   | 0                    | 0                   |
| 56401     | Machinery & Equipment                   | 23,811             | 0                   | 0                    | 0                   |
| 56499     | Equip YR End Reclass                    | (23,811)           | 0                   | 0                    | 0                   |
| 56501     | Construction in Progress                | 0                  | 0                   | 0                    | 0                   |
| 56601     | Books, Publications & Library Materials | 0                  | 0                   | 0                    | 0                   |
|           | CAPITAL OUTLAY                          | 0                  | 0                   | 0                    | 0                   |
| 57101     | Principal                               | 0                  | 0                   | 0                    | 0                   |
| 57201     | Interest                                | 0                  | 0                   | 0                    | 0                   |
| 57301     | Other Debt Service Costs                | 0                  | 0                   | 0                    | 0                   |
|           | DEBT SERVICE                            | 0                  | 0                   | 0                    | 0                   |
| 58101     | Aids to Governmental Agencies           | 0                  | 0                   | 0                    | 0                   |
| 58201     | Aids to Private Organizations           | 0                  | 0                   | 0                    | 0                   |
| 58301     | Other Grants and Aids                   | 0                  | 0                   | 0                    | 0                   |
|           | GRANTS AND AIDS                         | 0                  | 0                   | 0                    | 0                   |
| 59101     | Transfers                               | 0                  | 0                   | 0                    | 0                   |
| 59801     | Reserves                                | 0                  | 10,000              | 0                    | 0                   |
|           | NON-OPERATING COSTS                     | 0                  | 10,000              | 0                    | 0                   |
|           | TOTAL BUDGET                            | \$ 2,773           | \$ 349,692          | \$ 333,445           | \$ 333,445          |
| RESOURCES |   |                    |                     |                      |                     |
|           | Internal Service Fund Revenues          | \$ 2,773           | \$ 349,692          | \$ 333,445           | \$ 333,445          |
|           | TOTAL REVENUES                          | \$ 2,773           | \$ 349,692          | \$ 333,445           | \$ 333,445          |



FUND: 501 - Internal Service Fund  
 FUNCTION: General Government  
 ACTIVITY: Finance & Administrative

DEPARTMENT: Human Resources Department  
 DIVISION: Office of Risk Management  
 COST CENTER: 140833 - Risk Management Administration

| Account   | Title                                   | Actual<br>FY 18-19 | Adopted<br>FY 19-20 | Proposed<br>FY 20-21 | Adopted<br>FY 20-21 |
|-----------|---|--------------------|---------------------|----------------------|---------------------|
| 51101     | Executive Salaries                      | \$ 0               | \$ 0                | \$ 0                 | 0                   |
| 51201     | Regular Salaries & Wages                | 224,878            | 276,415             | 310,272              | 310,272             |
| 51301     | Other Salaries & Wages                  | 0                  | 0                   | 0                    | 0                   |
| 51401     | Overtime                                | 339                | 0                   | 0                    | 0                   |
| 51501     | Special pay                             | 0                  | 2,400               | 2,400                | 2,400               |
| 52101     | FICA Taxes                              | 17,508             | 21,330              | 23,920               | 23,920              |
| 52201     | Retirement Contributions                | 11,912             | 27,567              | 37,346               | 37,346              |
| 52301     | Life & Health Insurance                 | 43,984             | 50,000              | 51,667               | 51,667              |
| 52401     | Workers' Compensation                   | 720                | 545                 | 709                  | 709                 |
| 52501     | Unemployment Compensation               | 0                  | 0                   | 0                    | 0                   |
| 52601     | OPEB-Other Post Emp Benefits            | (7,071)            | 0                   | 0                    | 0                   |
|           | PERSONNEL COSTS                         | 292,270            | 378,257             | 426,314              | 426,314             |
| 53101     | Professional Services                   | 0                  | 0                   | 0                    | 0                   |
| 53201     | Accounting & Auditing                   | 0                  | 0                   | 0                    | 0                   |
| 53301     | Court Reporter Services                 | 0                  | 0                   | 0                    | 0                   |
| 53401     | Other Contractual Services              | 0                  | 0                   | 0                    | 0                   |
| 53501     | Investigations                          | 0                  | 0                   | 0                    | 0                   |
| 53601     | Pension Benefits                        | 0                  | 0                   | 0                    | 0                   |
| 54001     | Travel & Per Diem                       | 753                | 6,511               | 5,595                | 5,595               |
| 54101     | Communications                          | 429                | 500                 | 500                  | 500                 |
| 54201     | Postage & Freight                       | 545                | 697                 | 674                  | 674                 |
| 54301     | Utility Services                        | 0                  | 0                   | 0                    | 0                   |
| 54401     | Rentals & Leases                        | 0                  | 0                   | 0                    | 0                   |
| 54501     | Insurance                               | 1,018              | 1,105               | 1,357                | 1,357               |
| 54601     | Repair & Maintenance Services           | 643                | 643                 | 643                  | 643                 |
| 54701     | Printing & Binding                      | 0                  | 0                   | 0                    | 0                   |
| 54801     | Promotional Activities                  | 0                  | 0                   | 0                    | 0                   |
| 54901     | Other Current Charges & Obligations     | 180                | 222                 | 386                  | 386                 |
| 55101     | Office Supplies                         | 1,874              | 2,000               | 2,000                | 2,000               |
| 55201     | Operating Supplies                      | 35                 | 160                 | 50                   | 50                  |
| 55301     | Road Materials & Supplies               | 0                  | 0                   | 0                    | 0                   |
| 55401     | Books, Pubs, & Subs                     | 1,713              | 2,144               | 1,890                | 1,890               |
| 55501     | Training & Registrations                | 223                | 398                 | 2,898                | 2,898               |
| 55801     | Bad Debt                                | 0                  | 0                   | 0                    | 0                   |
| 55901     | Depreciation                            | 69,836             | 67,752              | 69,836               | 69,836              |
|           | OPERATING COSTS                         | 77,249             | 82,132              | 85,829               | 85,829              |
| 56101     | Land                                    | 0                  | 0                   | 0                    | 0                   |
| 56201     | Buildings                               | 0                  | 0                   | 0                    | 0                   |
| 56301     | Improvements Other Than Buildings       | 0                  | 0                   | 0                    | 0                   |
| 56401     | Machinery & Equipment                   | 0                  | 0                   | 0                    | 0                   |
| 56501     | Construction in Progress                | 0                  | 0                   | 0                    | 0                   |
| 56601     | Books, Publications & Library Materials | 0                  | 0                   | 0                    | 0                   |
|           | CAPITAL OUTLAY                          | 0                  | 0                   | 0                    | 0                   |
| 57101     | Principal                               | 0                  | 0                   | 0                    | 0                   |
| 57201     | Interest                                | 0                  | 0                   | 0                    | 0                   |
| 57301     | Other Debt Service Costs                | 0                  | 0                   | 0                    | 0                   |
|           | DEBT SERVICE                            | 0                  | 0                   | 0                    | 0                   |
| 58101     | Aids to Governmental Agencies           | 0                  | 0                   | 0                    | 0                   |
| 58201     | Aids to Private Organizations           | 0                  | 0                   | 0                    | 0                   |
| 58301     | Other Grants and Aids                   | 0                  | 0                   | 0                    | 0                   |
|           | GRANTS AND AIDS                         | 0                  | 0                   | 0                    | 0                   |
| 59101     | Transfers                               | 0                  | 0                   | 0                    | 0                   |
| 59801     | Reserves                                | 0                  | 0                   | 0                    | 0                   |
|           | NON-OPERATING COSTS                     | 0                  | 0                   | 0                    | 0                   |
|           | TOTAL BUDGET                            | \$ 369,519         | \$ 460,389          | \$ 512,143           | \$ 512,143          |
| RESOURCES |   |                    |                     |                      |                     |
|           | Internal Service Fund Revenues          | \$ 369,519         | \$ 460,389          | \$ 512,143           | \$ 512,143          |
|           | TOTAL REVENUES                          | \$ 369,519         | \$ 460,389          | \$ 512,143           | \$ 512,143          |

FUND: 501 - Internal Service Fund  
 FUNCTION: General Government  
 ACTIVITY: Finance & Administrative

DEPARTMENT: Human Resources Department  
 DIVISION: Office of Risk Management  
 COST CENTER: 140834 - Workers' Compensation

| Account   | Title                                   | Actual<br>FY 18-19 | Adopted<br>FY 19-20 | Proposed<br>FY 20-21 | Adopted<br>FY 20-21 |
|-----------|---|--------------------|---------------------|----------------------|---------------------|
| 51101     | Executive Salaries                      | \$ 0               | \$ 0                | \$ 0                 | 0                   |
| 51201     | Regular Salaries & Wages                | 0                  | 0                   | 0                    | 0                   |
| 51301     | Other Salaries & Wages                  | 0                  | 0                   | 0                    | 0                   |
| 51401     | Overtime                                | 0                  | 0                   | 0                    | 0                   |
| 51501     | Special pay                             | 0                  | 0                   | 0                    | 0                   |
| 52101     | FICA Taxes                              | 0                  | 0                   | 0                    | 0                   |
| 52201     | Retirement Contributions                | 0                  | 0                   | 0                    | 0                   |
| 52301     | Life & Health Insurance                 | 0                  | 0                   | 0                    | 0                   |
| 52401     | Workers' Compensation                   | 0                  | 0                   | 0                    | 0                   |
| 52501     | Unemployment Compensation               | 0                  | 0                   | 0                    | 0                   |
|           | PERSONNEL COSTS                         | 0                  | 0                   | 0                    | 0                   |
| 53101     | Professional Services                   | 0                  | 8,200               | 8,200                | 8,200               |
| 53201     | Accounting & Auditing                   | 0                  | 0                   | 0                    | 0                   |
| 53301     | Court Reporter Services                 | 0                  | 0                   | 0                    | 0                   |
| 53401     | Other Contractual Services              | (34,856)           | 0                   | 0                    | 0                   |
| 53501     | Investigations                          | 0                  | 0                   | 0                    | 0                   |
| 53601     | Pension Benefits                        | 0                  | 0                   | 0                    | 0                   |
| 54001     | Travel & Per Diem                       | 0                  | 0                   | 0                    | 0                   |
| 54101     | Communications                          | 0                  | 0                   | 0                    | 0                   |
| 54201     | Postage & Freight                       | 0                  | 0                   | 0                    | 0                   |
| 54301     | Utility Services                        | 0                  | 0                   | 0                    | 0                   |
| 54401     | Rentals & Leases                        | 0                  | 0                   | 0                    | 0                   |
| 54501     | Insurance                               | 1,592,851          | 1,945,232           | 2,115,045            | 2,115,045           |
| 54601     | Repair & Maintenance Services           | 0                  | 0                   | 0                    | 0                   |
| 54701     | Printing & Binding                      | 0                  | 0                   | 0                    | 0                   |
| 54801     | Promotional Activities                  | 0                  | 0                   | 0                    | 0                   |
| 54901     | Other Current Charges & Obligations     | 0                  | 0                   | 0                    | 0                   |
| 55101     | Office Supplies                         | 0                  | 0                   | 0                    | 0                   |
| 55201     | Operating Supplies                      | 0                  | 0                   | 0                    | 0                   |
| 55301     | Road Materials & Supplies               | 0                  | 0                   | 0                    | 0                   |
| 55401     | Books, Pubs, & Subs                     | 0                  | 0                   | 0                    | 0                   |
| 55501     | Training & Registrations                | 0                  | 0                   | 0                    | 0                   |
| 55801     | Bad Debt                                | 0                  | 0                   | 0                    | 0                   |
| 55901     | Depreciation                            | 0                  | 0                   | 0                    | 0                   |
|           | OPERATING COSTS                         | 1,557,995          | 1,953,432           | 2,123,245            | 2,123,245           |
| 56101     | Land                                    | 0                  | 0                   | 0                    | 0                   |
| 56201     | Buildings                               | 0                  | 0                   | 0                    | 0                   |
| 56301     | Improvements Other Than Buildings       | 0                  | 0                   | 0                    | 0                   |
| 56401     | Machinery & Equipment                   | 0                  | 0                   | 0                    | 0                   |
| 56501     | Construction in Progress                | 0                  | 0                   | 0                    | 0                   |
| 56601     | Books, Publications & Library Materials | 0                  | 0                   | 0                    | 0                   |
|           | CAPITAL OUTLAY                          | 0                  | 0                   | 0                    | 0                   |
| 57101     | Principal                               | 0                  | 0                   | 0                    | 0                   |
| 57201     | Interest                                | 0                  | 0                   | 0                    | 0                   |
| 57301     | Other Debt Service Costs                | 0                  | 0                   | 0                    | 0                   |
|           | DEBT SERVICE                            | 0                  | 0                   | 0                    | 0                   |
| 58101     | Aids to Governmental Agencies           | 0                  | 0                   | 0                    | 0                   |
| 58201     | Aids to Private Organizations           | 0                  | 0                   | 0                    | 0                   |
| 58301     | Other Grants and Aids                   | 0                  | 0                   | 0                    | 0                   |
|           | GRANTS AND AIDS                         | 0                  | 0                   | 0                    | 0                   |
| 59101     | Transfers                               | 0                  | 0                   | 0                    | 0                   |
| 59801     | Reserves                                | 0                  | 0                   | 0                    | 0                   |
|           | NON-OPERATING COSTS                     | 0                  | 0                   | 0                    | 0                   |
|           | TOTAL BUDGET                            | \$ 1,557,995       | \$ 1,953,432        | \$ 2,123,245         | \$ 2,123,245        |
| RESOURCES |   |                    |                     |                      |                     |
|           | Internal Service Fund Revenues          | \$ 1,557,995       | \$ 1,953,432        | \$ 2,123,245         | \$ 2,123,245        |
|           | TOTAL REVENUES                          | \$ 1,557,995       | \$ 1,953,432        | \$ 2,123,245         | \$ 2,123,245        |

FUND: 501 - Internal Service Fund  
 FUNCTION: General Government  
 ACTIVITY: Finance & Administrative

DEPARTMENT: Human Resources Department  
 DIVISION: Office of Risk Management  
 COST CENTER: 140835 - Property Casualty Admin

| Account   | Title                                   | Actual<br>FY 18-19 | Adopted<br>FY 19-20 | Proposed<br>FY 20-21 | Adopted<br>FY 20-21 |
|-----------|---|--------------------|---------------------|----------------------|---------------------|
| 51101     | Executive Salaries                      | \$ 0               | \$ 0                | \$ 0                 | 0                   |
| 51201     | Regular Salaries & Wages                | 0                  | 0                   | 0                    | 0                   |
| 51301     | Other Salaries & Wages                  | 0                  | 0                   | 0                    | 0                   |
| 51401     | Overtime                                | 0                  | 0                   | 0                    | 0                   |
| 51501     | Special pay                             | 0                  | 0                   | 0                    | 0                   |
| 52101     | FICA Taxes                              | 0                  | 0                   | 0                    | 0                   |
| 52201     | Retirement Contributions                | 0                  | 0                   | 0                    | 0                   |
| 52301     | Life & Health Insurance                 | 0                  | 0                   | 0                    | 0                   |
| 52401     | Workers' Compensation                   | 0                  | 0                   | 0                    | 0                   |
| 52501     | Unemployment Compensation               | 0                  | 0                   | 0                    | 0                   |
|           | PERSONNEL COSTS                         | 0                  | 0                   | 0                    | 0                   |
| 53101     | Professional Services                   | 585                | 8,630               | 6,182                | 6,182               |
| 53201     | Accounting & Auditing                   | 0                  | 0                   | 0                    | 0                   |
| 53301     | Court Reporter Services                 | 0                  | 0                   | 0                    | 0                   |
| 53401     | Other Contractual Services              | 0                  | 0                   | 0                    | 0                   |
| 53501     | Investigations                          | 0                  | 0                   | 0                    | 0                   |
| 53601     | Pension Benefits                        | 0                  | 0                   | 0                    | 0                   |
| 54001     | Travel & Per Diem                       | 0                  | 0                   | 0                    | 0                   |
| 54101     | Communications                          | 0                  | 0                   | 0                    | 0                   |
| 54201     | Postage & Freight                       | 0                  | 0                   | 0                    | 0                   |
| 54301     | Utility Services                        | 0                  | 0                   | 0                    | 0                   |
| 54401     | Rentals & Leases                        | 0                  | 0                   | 0                    | 0                   |
| 54501     | Insurance                               | 2,469,352          | 2,500,912           | 3,367,393            | 3,367,393           |
| 54601     | Repair & Maintenance Services           | 0                  | 0                   | 0                    | 0                   |
| 54701     | Printing & Binding                      | 0                  | 0                   | 0                    | 0                   |
| 54801     | Promotional Activities                  | 0                  | 0                   | 0                    | 0                   |
| 54901     | Other Current Charges & Obligations     | 0                  | 0                   | 0                    | 0                   |
| 55101     | Office Supplies                         | 0                  | 0                   | 0                    | 0                   |
| 55201     | Operating Supplies                      | 0                  | 0                   | 0                    | 0                   |
| 55301     | Road Materials & Supplies               | 0                  | 0                   | 0                    | 0                   |
| 55401     | Books, Pubs, & Subs                     | 0                  | 0                   | 0                    | 0                   |
| 55501     | Training & Registrations                | 0                  | 0                   | 0                    | 0                   |
| 55801     | Bad Debt                                | 0                  | 0                   | 0                    | 0                   |
| 55901     | Depreciation                            | 0                  | 0                   | 0                    | 0                   |
|           | OPERATING COSTS                         | 2,469,937          | 2,509,542           | 3,373,575            | 3,373,575           |
| 56101     | Land                                    | 0                  | 0                   | 0                    | 0                   |
| 56201     | Buildings                               | 0                  | 0                   | 0                    | 0                   |
| 56301     | Improvements Other Than Buildings       | 0                  | 0                   | 0                    | 0                   |
| 56401     | Machinery & Equipment                   | 0                  | 0                   | 0                    | 0                   |
| 56501     | Construction in Progress                | 0                  | 0                   | 0                    | 0                   |
| 56601     | Books, Publications & Library Materials | 0                  | 0                   | 0                    | 0                   |
|           | CAPITAL OUTLAY                          | 0                  | 0                   | 0                    | 0                   |
| 57101     | Principal                               | 0                  | 0                   | 0                    | 0                   |
| 57201     | Interest                                | 0                  | 0                   | 0                    | 0                   |
| 57301     | Other Debt Service Costs                | 0                  | 0                   | 0                    | 0                   |
|           | DEBT SERVICE                            | 0                  | 0                   | 0                    | 0                   |
| 58101     | Aids to Governmental Agencies           | 0                  | 0                   | 0                    | 0                   |
| 58201     | Aids to Private Organizations           | 0                  | 0                   | 0                    | 0                   |
| 58301     | Other Grants and Aids                   | 0                  | 0                   | 0                    | 0                   |
|           | GRANTS AND AIDS                         | 0                  | 0                   | 0                    | 0                   |
| 59101     | Transfers                               | 0                  | 0                   | 0                    | 0                   |
| 59801     | Reserves                                | 0                  | 0                   | 0                    | 0                   |
|           | NON-OPERATING COSTS                     | 0                  | 0                   | 0                    | 0                   |
|           | TOTAL BUDGET                            | \$ 2,469,937       | \$ 2,509,542        | \$ 3,373,575         | \$ 3,373,575        |
| RESOURCES |   |                    |                     |                      |                     |
|           | Internal Service Fund Revenues          | \$ 2,469,937       | \$ 2,509,542        | \$ 3,373,575         | \$ 3,373,575        |
|           | TOTAL REVENUES                          | \$ 2,469,937       | \$ 2,509,542        | \$ 3,373,575         | \$ 3,373,575        |

FUND: 501 - Internal Service Fund  
 FUNCTION: General Government  
 ACTIVITY: Finance & Administrative

DEPARTMENT: Human Resources Department  
 DIVISION: Office of Risk Management  
 COST CENTER: 140836 - Building Damages

| Account   | Title                                   | Actual<br>FY 18-19 | Adopted<br>FY 19-20 | Proposed<br>FY 20-21 | Adopted<br>FY 20-21 |
|-----------|---|--------------------|---------------------|----------------------|---------------------|
| 51101     | Executive Salaries                      | \$ 0               | \$ 0                | \$ 0                 | 0                   |
| 51201     | Regular Salaries & Wages                | 0                  | 0                   | 0                    | 0                   |
| 51301     | Other Salaries & Wages                  | 0                  | 0                   | 0                    | 0                   |
| 51401     | Overtime                                | 0                  | 0                   | 0                    | 0                   |
| 51501     | Special pay                             | 0                  | 0                   | 0                    | 0                   |
| 52101     | FICA Taxes                              | 0                  | 0                   | 0                    | 0                   |
| 52201     | Retirement Contributions                | 0                  | 0                   | 0                    | 0                   |
| 52301     | Life & Health Insurance                 | 0                  | 0                   | 0                    | 0                   |
| 52401     | Workers' Compensation                   | 0                  | 0                   | 0                    | 0                   |
| 52501     | Unemployment Compensation               | 0                  | 0                   | 0                    | 0                   |
|           | PERSONNEL COSTS                         | 0                  | 0                   | 0                    | 0                   |
| 53101     | Professional Services                   | 0                  | 0                   | 0                    | 0                   |
| 53201     | Accounting & Auditing                   | 0                  | 0                   | 0                    | 0                   |
| 53301     | Court Reporter Services                 | 0                  | 0                   | 0                    | 0                   |
| 53401     | Other Contractual Services              | 193,023            | 535,000             | 859,729              | 859,729             |
| 53501     | Investigations                          | 0                  | 0                   | 0                    | 0                   |
| 53601     | Pension Benefits                        | 0                  | 0                   | 0                    | 0                   |
| 54001     | Travel & Per Diem                       | 0                  | 0                   | 0                    | 0                   |
| 54101     | Communications                          | 0                  | 0                   | 0                    | 0                   |
| 54201     | Postage & Freight                       | 0                  | 0                   | 0                    | 0                   |
| 54301     | Utility Services                        | 0                  | 0                   | 0                    | 0                   |
| 54401     | Rentals & Leases                        | 0                  | 0                   | 0                    | 0                   |
| 54501     | Insurance                               | 0                  | 0                   | 0                    | 0                   |
| 54601     | Repair & Maintenance Services           | 0                  | 0                   | 0                    | 0                   |
| 54701     | Printing & Binding                      | 0                  | 0                   | 0                    | 0                   |
| 54801     | Promotional Activities                  | 0                  | 0                   | 0                    | 0                   |
| 54901     | Other Current Charges & Obligations     | 0                  | 0                   | 0                    | 0                   |
| 55101     | Office Supplies                         | 0                  | 0                   | 0                    | 0                   |
| 55201     | Operating Supplies                      | 0                  | 0                   | 0                    | 0                   |
| 55301     | Road Materials & Supplies               | 0                  | 0                   | 0                    | 0                   |
| 55401     | Books, Pubs, & Subs                     | 0                  | 0                   | 0                    | 0                   |
| 55501     | Training & Registrations                | 0                  | 0                   | 0                    | 0                   |
| 55801     | Bad Debt                                | 0                  | 0                   | 0                    | 0                   |
| 55901     | Depreciation                            | 0                  | 0                   | 0                    | 0                   |
|           | OPERATING COSTS                         | 193,023            | 535,000             | 859,729              | 859,729             |
| 56101     | Land                                    | 0                  | 0                   | 0                    | 0                   |
| 56201     | Buildings                               | 0                  | 0                   | 0                    | 0                   |
| 56301     | Improvements Other Than Buildings       | 0                  | 0                   | 0                    | 0                   |
| 56401     | Machinery & Equipment                   | 0                  | 0                   | 0                    | 0                   |
| 56501     | Construction in Progress                | 0                  | 0                   | 0                    | 0                   |
| 56601     | Books, Publications & Library Materials | 0                  | 0                   | 0                    | 0                   |
|           | CAPITAL OUTLAY                          | 0                  | 0                   | 0                    | 0                   |
| 57101     | Principal                               | 0                  | 0                   | 0                    | 0                   |
| 57201     | Interest                                | 0                  | 0                   | 0                    | 0                   |
| 57301     | Other Debt Service Costs                | 0                  | 0                   | 0                    | 0                   |
|           | DEBT SERVICE                            | 0                  | 0                   | 0                    | 0                   |
| 58101     | Aids to Governmental Agencies           | 0                  | 0                   | 0                    | 0                   |
| 58201     | Aids to Private Organizations           | 0                  | 0                   | 0                    | 0                   |
| 58301     | Other Grants and Aids                   | 0                  | 0                   | 0                    | 0                   |
|           | GRANTS AND AIDS                         | 0                  | 0                   | 0                    | 0                   |
| 59101     | Transfers                               | 0                  | 0                   | 0                    | 0                   |
| 59801     | Reserves                                | 0                  | 0                   | 0                    | 0                   |
|           | NON-OPERATING COSTS                     | 0                  | 0                   | 0                    | 0                   |
|           | TOTAL BUDGET                            | \$ 193,023         | \$ 535,000          | \$ 859,729           | \$ 859,729          |
| RESOURCES |   |                    |                     |                      |                     |
|           | Internal Service Fund Revenues          | \$ 193,023         | \$ 535,000          | \$ 859,729           | \$ 859,729          |
|           | TOTAL REVENUES                          | \$ 193,023         | \$ 535,000          | \$ 859,729           | \$ 859,729          |

FUND: 501 - Internal Service Fund  
 FUNCTION: General Government  
 ACTIVITY: Finance & Administrative

DEPARTMENT: Human Resources Department  
 DIVISION: Office of Risk Management  
 COST CENTER: 140837 - Auto Damages


| Account   | Title                                   | Actual<br>FY 18-19 | Adopted<br>FY 19-20 | Proposed<br>FY 20-21 | Adopted<br>FY 20-21 |
|-----------|---|--------------------|---------------------|----------------------|---------------------|
| 51101     | Executive Salaries                      | \$ 0               | \$ 0                | \$ 0                 | 0                   |
| 51201     | Regular Salaries & Wages                | 0                  | 0                   | 0                    | 0                   |
| 51301     | Other Salaries & Wages                  | 0                  | 0                   | 0                    | 0                   |
| 51401     | Overtime                                | 0                  | 0                   | 0                    | 0                   |
| 51501     | Special pay                             | 0                  | 0                   | 0                    | 0                   |
| 52101     | FICA Taxes                              | 0                  | 0                   | 0                    | 0                   |
| 52201     | Retirement Contributions                | 0                  | 0                   | 0                    | 0                   |
| 52301     | Life & Health Insurance                 | 0                  | 0                   | 0                    | 0                   |
| 52401     | Workers' Compensation                   | 0                  | 0                   | 0                    | 0                   |
| 52501     | Unemployment Compensation               | 0                  | 0                   | 0                    | 0                   |
|           | PERSONNEL COSTS                         | 0                  | 0                   | 0                    | 0                   |
| 53101     | Professional Services                   | 0                  | 0                   | 0                    | 0                   |
| 53201     | Accounting & Auditing                   | 0                  | 0                   | 0                    | 0                   |
| 53301     | Court Reporter Services                 | 0                  | 0                   | 0                    | 0                   |
| 53401     | Other Contractual Services              | 290,643            | 425,000             | 300,000              | 300,000             |
| 53501     | Investigations                          | 0                  | 0                   | 0                    | 0                   |
| 53601     | Pension Benefits                        | 0                  | 0                   | 0                    | 0                   |
| 54001     | Travel & Per Diem                       | 0                  | 0                   | 0                    | 0                   |
| 54101     | Communications                          | 0                  | 0                   | 0                    | 0                   |
| 54201     | Postage & Freight                       | 0                  | 0                   | 0                    | 0                   |
| 54301     | Utility Services                        | 0                  | 0                   | 0                    | 0                   |
| 54401     | Rentals & Leases                        | 2,641              | 3,745               | 5,841                | 5,841               |
| 54501     | Insurance                               | 0                  | 0                   | 0                    | 0                   |
| 54601     | Repair & Maintenance Services           | 0                  | 0                   | 0                    | 0                   |
| 54701     | Printing & Binding                      | 0                  | 0                   | 0                    | 0                   |
| 54801     | Promotional Activities                  | 0                  | 0                   | 0                    | 0                   |
| 54901     | Other Current Charges & Obligations     | 0                  | 0                   | 0                    | 0                   |
| 55101     | Office Supplies                         | 0                  | 0                   | 0                    | 0                   |
| 55201     | Operating Supplies                      | 0                  | 0                   | 0                    | 0                   |
| 55301     | Road Materials & Supplies               | 0                  | 0                   | 0                    | 0                   |
| 55401     | Books, Pubs, & Subs                     | 0                  | 0                   | 0                    | 0                   |
| 55501     | Training & Registrations                | 0                  | 0                   | 0                    | 0                   |
| 55801     | Bad Debt                                | 0                  | 0                   | 0                    | 0                   |
| 55901     | Depreciation                            | 0                  | 0                   | 0                    | 0                   |
|           | OPERATING COSTS                         | 293,285            | 428,745             | 305,841              | 305,841             |
| 56101     | Land                                    | 0                  | 0                   | 0                    | 0                   |
| 56201     | Buildings                               | 0                  | 0                   | 0                    | 0                   |
| 56301     | Improvements Other Than Buildings       | 0                  | 0                   | 0                    | 0                   |
| 56401     | Machinery & Equipment                   | 0                  | 0                   | 0                    | 0                   |
| 56501     | Construction in Progress                | 0                  | 0                   | 0                    | 0                   |
| 56601     | Books, Publications & Library Materials | 0                  | 0                   | 0                    | 0                   |
|           | CAPITAL OUTLAY                          | 0                  | 0                   | 0                    | 0                   |
| 57101     | Principal                               | 0                  | 0                   | 0                    | 0                   |
| 57201     | Interest                                | 0                  | 0                   | 0                    | 0                   |
| 57301     | Other Debt Service Costs                | 0                  | 0                   | 0                    | 0                   |
|           | DEBT SERVICE                            | 0                  | 0                   | 0                    | 0                   |
| 58101     | Aids to Governmental Agencies           | 0                  | 0                   | 0                    | 0                   |
| 58201     | Aids to Private Organizations           | 0                  | 0                   | 0                    | 0                   |
| 58301     | Other Grants and Aids                   | 0                  | 0                   | 0                    | 0                   |
|           | GRANTS AND AIDS                         | 0                  | 0                   | 0                    | 0                   |
| 59101     | Transfers                               | 0                  | 0                   | 0                    | 0                   |
| 59801     | Reserves                                | 0                  | 0                   | 0                    | 0                   |
|           | NON-OPERATING COSTS                     | 0                  | 0                   | 0                    | 0                   |
|           | TOTAL BUDGET                            | \$ 293,285         | \$ 428,745          | \$ 305,841           | \$ 305,841          |
| RESOURCES |   |                    |                     |                      |                     |
|           | Internal Service Fund Revenues          | \$ 293,285         | \$ 428,745          | \$ 305,841           | \$ 305,841          |
|           | TOTAL REVENUES                          | \$ 293,285         | \$ 428,745          | \$ 305,841           | \$ 305,841          |

FUND: 501 - Internal Service Fund  
 FUNCTION: General Government  
 ACTIVITY: Finance & Administrative

DEPARTMENT: Human Resources Department  
 DIVISION: Safety and Loss Control  
 COST CENTER: 140838 - Safety and Loss Control Admin

| Account   | Title                                   | Actual<br>FY 18-19 | Adopted<br>FY 19-20 | Proposed<br>FY 20-21 | Adopted<br>FY 20-21 |
|-----------|---|--------------------|---------------------|----------------------|---------------------|
| 51101     | Executive Salaries                      | \$ 0               | \$ 0                | \$ 0                 | 0                   |
| 51201     | Regular Salaries & Wages                | 0                  | 0                   | 0                    | 0                   |
| 51301     | Other Salaries & Wages                  | 0                  | 0                   | 0                    | 0                   |
| 51401     | Overtime                                | 0                  | 0                   | 0                    | 0                   |
| 51501     | Special pay                             | 0                  | 0                   | 0                    | 0                   |
| 52101     | FICA Taxes                              | 0                  | 0                   | 0                    | 0                   |
| 52201     | Retirement Contributions                | 0                  | 0                   | 0                    | 0                   |
| 52301     | Life & Health Insurance                 | 0                  | 0                   | 0                    | 0                   |
| 52401     | Workers' Compensation                   | 0                  | 0                   | 0                    | 0                   |
| 52501     | Unemployment Compensation               | 0                  | 0                   | 0                    | 0                   |
|           | PERSONNEL COSTS                         | 0                  | 0                   | 0                    | 0                   |
| 53101     | Professional Services                   | 20,501             | 18,212              | 22,550               | 22,550              |
| 53201     | Accounting & Auditing                   | 0                  | 0                   | 0                    | 0                   |
| 53301     | Court Reporter Services                 | 0                  | 0                   | 0                    | 0                   |
| 53401     | Other Contractual Services              | 0                  | 0                   | 0                    | 0                   |
| 53501     | Investigations                          | 0                  | 0                   | 0                    | 0                   |
| 53601     | Pension Benefits                        | 0                  | 0                   | 0                    | 0                   |
| 54001     | Travel & Per Diem                       | 0                  | 0                   | 0                    | 0                   |
| 54101     | Communications                          | 3,257              | 3,060               | 3,309                | 3,309               |
| 54201     | Postage & Freight                       | 0                  | 0                   | 0                    | 0                   |
| 54301     | Utility Services                        | 0                  | 0                   | 0                    | 0                   |
| 54401     | Rentals & Leases                        | 0                  | 0                   | 0                    | 0                   |
| 54501     | Insurance                               | 0                  | 0                   | 0                    | 0                   |
| 54601     | Repair & Maintenance Services           | 2,646              | 1,944               | 2,344                | 2,344               |
| 54701     | Printing & Binding                      | 0                  | 0                   | 0                    | 0                   |
| 54801     | Promotional Activities                  | 0                  | 0                   | 0                    | 0                   |
| 54901     | Other Current Charges & Obligations     | 13,904             | 14,552              | 14,840               | 14,840              |
| 54931     | Host Ordinance Items                    | 234                | 420                 | 420                  | 420                 |
| 55101     | Office Supplies                         | 1,475              | 2,000               | 2,000                | 2,000               |
| 55201     | Operating Supplies                      | 744                | 3,808               | 2,500                | 2,500               |
| 55204     | Fuel                                    | 876                | 2,815               | 2,782                | 2,782               |
| 55401     | Books, Pubs, & Subs                     | 314                | 1,166               | 1,441                | 1,441               |
| 55501     | Training & Registrations                | 125                | 4,184               | 4,229                | 4,229               |
| 55801     | Bad Debt                                | 0                  | 0                   | 0                    | 0                   |
| 55901     | Depreciation                            | 0                  | 0                   | 0                    | 0                   |
|           | OPERATING COSTS                         | 44,074             | 52,161              | 56,415               | 56,415              |
| 56101     | Land                                    | 0                  | 0                   | 0                    | 0                   |
| 56201     | Buildings                               | 0                  | 0                   | 0                    | 0                   |
| 56301     | Improvements Other Than Buildings       | 0                  | 0                   | 0                    | 0                   |
| 56401     | Machinery & Equipment                   | 0                  | 0                   | 0                    | 0                   |
| 56501     | Construction in Progress                | 0                  | 0                   | 0                    | 0                   |
| 56601     | Books, Publications & Library Materials | 0                  | 0                   | 0                    | 0                   |
|           | CAPITAL OUTLAY                          | 0                  | 0                   | 0                    | 0                   |
| 57101     | Principal                               | 0                  | 0                   | 0                    | 0                   |
| 57201     | Interest                                | 0                  | 0                   | 0                    | 0                   |
| 57301     | Other Debt Service Costs                | 0                  | 0                   | 0                    | 0                   |
|           | DEBT SERVICE                            | 0                  | 0                   | 0                    | 0                   |
| 58101     | Aids to Governmental Agencies           | 0                  | 0                   | 0                    | 0                   |
| 58201     | Aids to Private Organizations           | 0                  | 0                   | 0                    | 0                   |
| 58301     | Other Grants and Aids                   | 0                  | 0                   | 0                    | 0                   |
|           | GRANTS AND AIDS                         | 0                  | 0                   | 0                    | 0                   |
| 59101     | Transfers                               | 0                  | 0                   | 0                    | 0                   |
| 59801     | Reserves                                | 0                  | 0                   | 0                    | 0                   |
|           | NON-OPERATING COSTS                     | 0                  | 0                   | 0                    | 0                   |
|           | TOTAL BUDGET                            | \$ 44,074          | \$ 52,161           | \$ 56,415            | \$ 56,415           |
| RESOURCES |   |                    |                     |                      |                     |
|           | Internal Service Fund Revenues          | \$ 44,074          | \$ 52,161           | \$ 56,415            | \$ 56,415           |
|           | TOTAL REVENUES                          | \$ 44,074          | \$ 52,161           | \$ 56,415            | \$ 56,415           |

# INFORMATION TECHNOLOGY DEPARTMENT



**T**he Information Technology Department provides technology-related services to the Escambia County Board of County Commissioners, Tax Collector, Property Appraiser, Supervisor of Elections, Clerk of Court, State Attorney, Public Defender and Court Administration. The services provided for the constitutional offices vary based on agreements from basic services like internet and phone service to partnerships to host virtual servers on the BCC IT infrastructure. Additionally, IT services the technology needs of more than 1,700 BCC personnel. This includes everything from basic application, computer and print needs to more advanced network, server/storage and core business application needs.



# Objectives

- To provide excellent service and uptime to customers so they can provide excellent service to the citizens of Escambia County
- Provide technology infrastructure and support for the Board of County Commissioners, various constitutional officers and Article V agencies
- Provide and maintain internet access and email for employees of the Board, Tax Collector, Clerk of the Circuit Court and Comptroller, Property Appraiser, Supervisor of Elections, as well as the State Attorney and Public Defender throughout the 1<sup>st</sup> Judicial Circuit
- Maintain network file systems and storage and provide network security including firewalls, email filtering, virus protection, intrusion detection and prevention and network access controls
- Provide secure wireless access to employees at all major county facilities and wireless access as needed for emergency operations center responders and media
- Operate two data centers and a disaster recovery site, support over 200 virtual servers, 150 network switches and routers, 75 business systems and 40 desktop applications
- Support and maintain over 2000 laptops, desktops, tablets, mobile devices, printers, multi-function devices, and desktop software for all BCC employees
- Deploy, maintain and upgrade business systems for all departments and divisions
- Provide 24x7 Network /Infrastructure /Application emergency support to Escambia County
- Provide both VoIP and legacy telephone services to the Board, Constitutional Officers and Article V agencies
- Provide inventory and asset management of network and computer assets

# Accomplishments

## Efficiency & Initiatives:

- ▶ **Created a BCC Standard Hardware Product Catalog and renegotiated the Dell pricing model – Annual Savings \$73,750**
- ▶ **Cell Phone Consolidation Project – July 1 Place entire county under 1 Public Safety account – Saving \$60,000**
- ▶ **Wrote numerous policies and procedures**
- ▶ **Successfully stood up the new Information Technology organization:**
  - Eliminated the Application Division Manager position and will backfill with an Analyst position. Saving ~ \$30,000
  - Hired eight new employees into the IT department
  - Re-classified the Help Desk positions and hired three new employees
  - Eliminated one Coordinator position to fund higher pay for several key positions within IT
  - Every employee in the IT organization has a Performance Plan and a Development Plan with goals – providing accountability
- ▶ **Leveraging technology to meet county business needs:**
  - Performed Lunch n learns on the MS-Teams product
  - Assisted the BCC’s use of MS-Teams for virtual meetings and conference calls
  - Successfully assisted with the use of MS-Teams during Board meetings
  - Increased Internet WAN connection to support the increased load from Work from Home VPN users
  - Implemented Global Protect VPN on the Firewalls to support the additional remote workers
  - Installed an EOC Guest Wireless network at Public Safety for non-employees to use while they work at the EOC
- ▶ **Implemented Endpoint protection on all BCC and Constitutional devices**
- ▶ **Purchased and implemented Cyber monitoring equipment for BCC and Constitutionals - 24x7x365 including remediation**
- ▶ **Purchased Firewalls for Cyber Network Segmentation**
- ▶ **Purchased and Implemented Proofpoint Email Threat Protection. Go Live June 24**
- ▶ **Purchased and Implemented KnowBe4 Social Engineering Software. Go Live June 1**

# Accomplishments

## Projects On Track:



### Network

- Completed the Blanchard Building Backbone wiring project
- New Jail Network and VOIP
- Data Switch Replacement Project
- POTS to VOIP Project Phase 1: \$255,000 capital project
  - Convert Blanchard Building and EOC in 2020
- Yearly projected Savings: \$140,000



### Infrastructure

- Purchase and install a new Nutanix Server
- Retire /Upgrade Windows 2012r2 Servers - 15 of 60 completed



### Applications

- Implemented the MGO Public Records Request system
- Assisting Compliance and HR with the implementation of PowerDMS
- Evaluating several HRIS Systems - Kronos Workforce Dimensions
- Evaluated an Agenda System to replace AgendaQuick within price point – CivicClerk
- Performed major application upgrades to Zoll and Manage Engine

## FUNDING PRIORITIES FY 2020 – 21

| Major Issues Funded                           | Amount           |
|---|------------------|
| VOIP Project Phase 2 & Capital Projects       | <b>\$530,000</b> |
| Wireless Controller & WAP Replacement Project | <b>\$85,000</b>  |



## Performance Measures

|   | FY 2019 / 20<br>Actual | FY 2020 / 21<br>Estimate |
|---|------------------------|--------------------------|
| Customer Satisfaction Rating (Met or Exceeds)     | 92%                    | 94%                      |
| Service Level Expectation (SLE) Completed on Time | 73%                    | 74%                      |
| % of system uptime (Network)                      | 99.5%                  | 99.5%                    |
| % of system uptime (Server)                       | 99.6%                  | 99.6%                    |
| Number of new applications/services deployed      | 4                      | 3                        |



## Benchmark Data

|   | Escambia County | Benchmark |
|---|-----------------|-----------|
| Average number of users per IT service desk personnel | 1:300           | 1:200     |
| Average number of PCs per IT service desk personnel   | 1:245           | 1:200     |
| Ratio of System Administrator's to Servers            | 1:75            | 1:12      |



## Statutory Responsibilities

Under Article V of the Florida State Constitution, the Information Technology Department is required to provide for communications services to the court related functions of Court Administration, Clerk of the Circuit Court, State Attorney and Public Defender including Guardian Ad Litem.



## Significant Changes for FY 2020 - 21

- In Fiscal Year 2020 - 2021, the Information Technology (IT) Department will be working on its own internal processes and procedures to improve the services offered to the BCC and other Constitutionals
- The IT department will continue to work on the project of the Office 365 migration for the Board of County Commissioners, Clerk of Court, Tax Collector and Supervisor of Elections as well as the recently added State Attorney's Office. The continuation will be to enhance the use of the Office 365 products to build upon efficiencies
- The IT department will be enhancing the use of the Manage Engine ITIL service desk solution to setup effective Service Level Expectations to better serve customers. A customer satisfaction survey will be implemented to allow customers a new way to provide feedback
- My Government Online, which is a hosted solution, is servicing Building Inspections, Development Services and Code Enforcement. The IT department will continue to implement other modules which will replace the current work order system
- The IT department will work with the HR department to replace the current HR system with a new Cloud-based HR system built on newer technology. The new system will include full HR management: Compensation, Benefits, Timekeeping, Recruitment and Data Analytics
- The networking/telephony division of the IT department will work to complete the implementation of the Wi-Fi project in the Blanchard Building. They will also be deploying a new VoIP solution for locations that currently use old technology
- The security team within the IT department will continue to enhance the security posture of the BCC and other constitutionals
- The IT department will look to implement a five-year refresh model for the PC and Printer environment
- The IT department will perform a Print Optimization study to reduce the overall printer count and reduce costs
- The IT department will perform a Cell Phone Consolidation project to reduce the total number of Cell Phones and reduce costs
- The IT department will continue to develop relationships with other local government IT departments to look for ways to enhance the use of the taxpayers' budget through the cooperation of services



# Vision and Guiding Principles

## Vision

To provide value to business partners by delivering innovative technology services and solutions.

## Guiding Principles

- The IT Department will achieve Safety Excellence by actively participating in Safety First values
- The IT Department will perform jobs utilizing Core Values
- The IT Department will assist business partners with technology needs so they can be successful
- The IT Department will make it easy for business partners to do business with us
- The IT Department will be reliable, responsive and deliver results that make a difference
- The IT Department will value and invest in team members who are the foundation of success

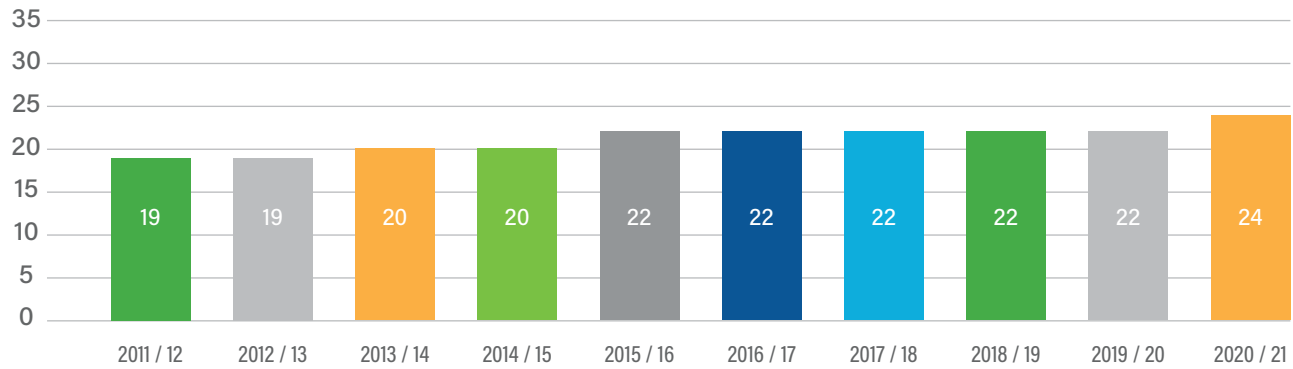


**STAFFING ALLOCATION**

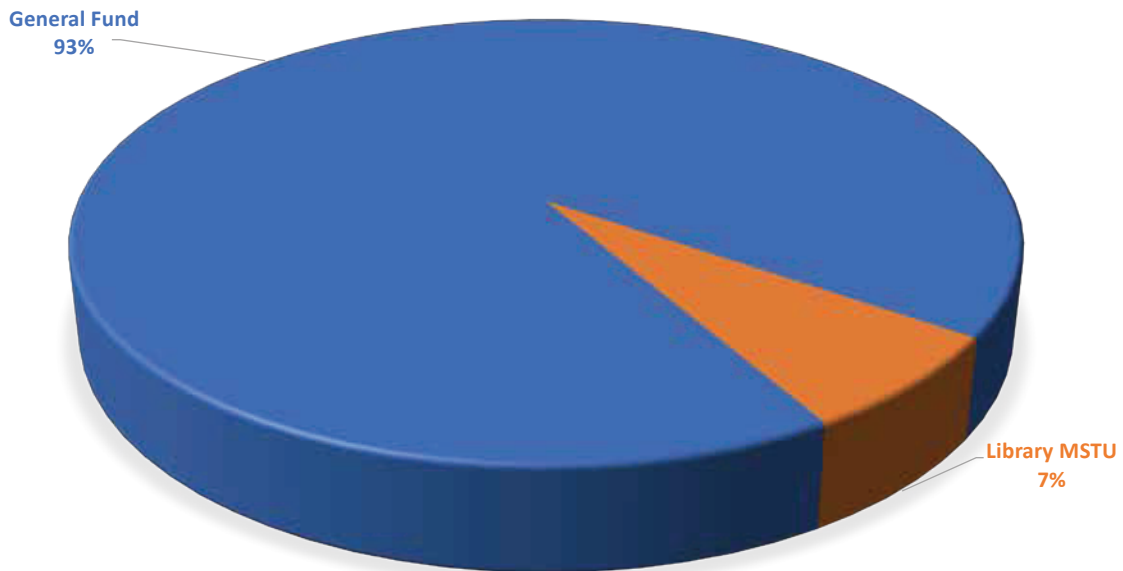
| <b>Position Classification</b>             | <b>Pay Grade</b> | <b>2018-19 Authorized</b> | <b>2019-20 Authorized</b> | <b>2020-21 Adopted</b> |
|--|------------------|---------------------------|---------------------------|------------------------|
| <b>Information Resources/Admin</b>         |                  |                           |                           |                        |
| Administrative Assistant                   | B22              | 0                         | 0                         | 0                      |
| Department Director II                     | E82              | 1                         | 1                         | 1                      |
| Director's Aide                            | B32              | 1                         | 1                         | 1                      |
| Information Technology Specialist          | B23              | 0                         | 0                         | 0                      |
| Information Technology Specialist/ISO      | B23              | 1                         | 0                         | 0                      |
| IT Security Officer                        | B23              | 0                         | 1                         | 0                      |
| <b>TOTAL</b>                               |                  | <b>3</b>                  | <b>3</b>                  | <b>2</b>               |
| <b>Security &amp; Network</b>              |                  |                           |                           |                        |
| Information Technology Network Coordinator | C51              | 0                         | 0                         | 1                      |
| Information Technology Manager             | D63              | 1                         | 1                         | 1                      |
| Information Technology Network             | B23              | 1                         | 1                         | 1                      |
| Information Technology Analyst             | C41              | 1                         | 0                         | 1                      |
| Information Technology VOIP Coordinator    | C51              | 0                         | 1                         | 1                      |
| Information Technology Security Specialist | B32              | 1                         | 1                         | 1                      |
| <b>TOTAL</b>                               |                  | <b>4</b>                  | <b>4</b>                  | <b>6</b>               |
| <b>Infrastructure</b>                      |                  |                           |                           |                        |
| Information Technology Coordinator         | C51              | 1                         | 1                         | 1                      |
| Information Technology Manager             | D63              | 1                         | 1                         | 1                      |
| Information Technology Specialist          | B23              | 1                         | 1                         | 1                      |
| Information Technology Technician          | B22              | 1                         | 1                         | 0                      |
| Information Technology Analyst             | C41              | 1                         | 1                         | 2                      |
| <b>TOTAL</b>                               |                  | <b>5</b>                  | <b>5</b>                  | <b>5</b>               |
| <b>Applications</b>                        |                  |                           |                           |                        |
| Information Technology Coordinator         | C51              | 0                         | 0                         | 0                      |
| Information Technology Manager             | D63              | 1                         | 1                         | 0                      |
| Information Technology Specialist          | B23              | 1                         | 0                         | 0                      |
| Information Technology Technician          | B22              | 5                         | 0                         | 0                      |
| Information Technology Web Coordinator     | C51              | 1                         | 1                         | 1                      |
| Systems Analyst                            | C41              | 2                         | 2                         | 3                      |
| <b>TOTAL</b>                               |                  | <b>10</b>                 | <b>4</b>                  | <b>4</b>               |
| <b>PC Support</b>                          |                  |                           |                           |                        |
| Information Technology Coordinator         | C51              | 0                         | 0                         | 1                      |
| Information Technology Specialist          | B23              | 0                         | 1                         | 3                      |
| Information Technology Technician          | B22              | 0                         | 5                         | 3                      |
| <b>TOTAL</b>                               |                  | <b>0</b>                  | <b>6</b>                  | <b>7</b>               |
| <b>DEPARTMENT TOTAL</b>                    |                  | <b>22</b>                 | <b>22</b>                 | <b>24</b>              |



## Number of Employees



## Revenue Funding: \$5.6M



FUND: 001 - General  
 FUNCTION: General Government  
 ACTIVITY: Finance & Administrative

DEPARTMENT: Information Systems  
 DIVISION: Information Systems  
 COST CENTER: 270102 - Administration


| Account   | Title  | Actual<br>FY 18-19  | Adopted<br>FY 19-20 | Proposed<br>FY 20-21 | Adopted<br>FY 20-21 |
|-----------|--|---------------------|---------------------|----------------------|---------------------|
| 51101     | Executive Salaries                               | \$ 0                | \$ 0                | \$ 0                 | 0                   |
| 51201     | Regular Salaries & Wages                         | 1,052,591           | 1,301,954           | 1,250,435            | 1,250,435           |
| 51301     | Other Salaries & Wages                           | 0                   | 0                   | 0                    | 0                   |
| 51401     | Overtime   | 1,893               | 0                   | 0                    | 0                   |
| 51501     | Special pay                                      | 5,135               | 9,600               | 7,200                | 7,200               |
| 52101     | FICA Taxes                                       | 81,494              | 100,335             | 96,210               | 96,210              |
| 52201     | Retirement Contributions                         | 102,305             | 111,086             | 145,304              | 145,304             |
| 52301     | Life & Health Insurance                          | 183,763             | 250,000             | 240,000              | 240,000             |
| 52401     | Workers' Compensation                            | 2,142               | 1,815               | 1,925                | 1,925               |
| 52501     | Unemployment Compensation                        | 0                   | 0                   | 0                    | 0                   |
|           | PERSONNEL COSTS                                  | <u>1,429,323</u>    | <u>1,774,790</u>    | <u>1,741,074</u>     | <u>1,741,074</u>    |
| 53101     | Professional Services                            | 113,799             | 94,439              | 119,000              | 119,000             |
| 53201     | Accounting & Auditing                            | 0                   | 0                   | 0                    | 0                   |
| 53301     | Court Reporter Services                          | 0                   | 0                   | 0                    | 0                   |
| 53401     | Other Contractual Services                       | 15,854              | 20,000              | 4,000                | 4,000               |
| 53501     | Investigations                                   | 0                   | 0                   | 0                    | 0                   |
| 53601     | Pension Benefits                                 | 0                   | 0                   | 0                    | 0                   |
| 54001     | Travel & Per Diem                                | 6,351               | 7,500               | 8,900                | 8,900               |
| 54101     | Communications                                   | 0                   | 0                   | 0                    | 0                   |
| 54201     | Postage & Freight                                | 44                  | 250                 | 250                  | 250                 |
| 54301     | Utility Services                                 | 0                   | 0                   | 0                    | 0                   |
| 54401     | Rentals & Leases                                 | 0                   | 0                   | 0                    | 0                   |
| 54501     | Insurance  | 0                   | 287                 | 900                  | 900                 |
| 54601     | Repair & Maintenance Services                    | 1,191,112           | 1,305,929           | 1,784,904            | 1,784,904           |
| 54701     | Printing & Binding                               | 0                   | 0                   | 0                    | 0                   |
| 54801     | Promotional Activities                           | 0                   | 0                   | 0                    | 0                   |
| 54901     | Other Current Charges & Obligations              | 0                   | 0                   | 0                    | 0                   |
| 54931     | Host Ordinance                                   | 0                   | 0                   | 0                    | 0                   |
| 55101     | Office Supplies                                  | 552                 | 1,500               | 2,500                | 2,500               |
| 55201     | Operating Supplies                               | 125,333             | 125,000             | 260,000              | 260,000             |
| 55204     | Fuel   | 827                 | 500                 | 2,000                | 2,000               |
| 55301     | Road Materials & Supplies                        | 0                   | 0                   | 0                    | 0                   |
| 55401     | Books, Publications, Subscriptions & Memberships | 20,764              | 6,420               | 11,070               | 11,070              |
| 55501     | Training & Registrations                         | 19,451              | 34,500              | 22,950               | 22,950              |
| 55801     | Bad Debt   | 0                   | 0                   | 0                    | 0                   |
| 55901     | Depreciation                                     | 0                   | 0                   | 0                    | 0                   |
|           | OPERATING COSTS                                  | <u>1,494,087</u>    | <u>1,596,325</u>    | <u>2,216,474</u>     | <u>2,216,474</u>    |
| 56101     | Land   | 0                   | 0                   | 0                    | 0                   |
| 56201     | Buildings  | 0                   | 0                   | 0                    | 0                   |
| 56301     | Improvements Other Than Buildings                | 0                   | 0                   | 0                    | 0                   |
| 56401     | Machinery & Equipment                            | 37,295              | 35,200              | 0                    | 0                   |
| 56501     | Construction in Progress                         | 0                   | 0                   | 0                    | 0                   |
| 56801     | Equip Yr end Accruals                            | 0                   | 0                   | 0                    | 0                   |
| 56801     | Intangible Assets                                | 0                   | 0                   | 0                    | 0                   |
|           | CAPITAL OUTLAY                                   | <u>37,295</u>       | <u>35,200</u>       | <u>0</u>             | <u>0</u>            |
| 57101     | Principal  | 0                   | 0                   | 0                    | 0                   |
| 57201     | Interest   | 0                   | 0                   | 0                    | 0                   |
| 57301     | Other Debt Service Costs                         | 0                   | 0                   | 0                    | 0                   |
|           | DEBT SERVICE                                     | <u>0</u>            | <u>0</u>            | <u>0</u>             | <u>0</u>            |
| 58101     | Aids to Governmental Agencies                    | 0                   | 0                   | 0                    | 0                   |
| 58201     | Aids to Private Organizations                    | 0                   | 0                   | 0                    | 0                   |
| 58301     | Other Grants and Aids                            | 0                   | 0                   | 0                    | 0                   |
|           | GRANTS AND AIDS                                  | <u>0</u>            | <u>0</u>            | <u>0</u>             | <u>0</u>            |
| 59101     | Transfers  | 0                   | 0                   | 0                    | 0                   |
| 59801     | Reserves   | 0                   | 0                   | 0                    | 0                   |
|           | NON-OPERATING COSTS                              | <u>0</u>            | <u>0</u>            | <u>0</u>             | <u>0</u>            |
|           | TOTAL BUDGET                                     | <u>\$ 2,960,705</u> | <u>\$ 3,406,315</u> | <u>\$ 3,957,548</u>  | <u>\$ 3,957,548</u> |
| RESOURCES |  |                     |                     |                      |                     |
|           | General Fund Revenues                            | \$ 2,960,705        | \$ 3,406,315        | \$ 3,957,548         | \$ 3,957,548        |
|           | TOTAL REVENUES                                   | <u>\$ 2,960,705</u> | <u>\$ 3,406,315</u> | <u>\$ 3,957,548</u>  | <u>\$ 3,957,548</u> |

FUND: 001 - General  
 FUNCTION: General Government  
 ACTIVITY: Finance & Administrative

DEPARTMENT: Information Systems  
 DIVISION: Information Systems  
 COST CENTER: 270103 - Telecommunications

| Account   | Title  | Actual<br>FY 18-19 | Adopted<br>FY 19-20 | Proposed<br>FY 20-21 | Adopted<br>FY 20-21 |
|-----------|--|--------------------|---------------------|----------------------|---------------------|
| 51101     | Executive Salaries                               | \$ 0               | \$ 0                | \$ 0                 | 0                   |
| 51201     | Regular Salaries & Wages                         | 0                  | 0                   | 0                    | 0                   |
| 51301     | Other Salaries & Wages                           | 0                  | 0                   | 0                    | 0                   |
| 51401     | Overtime   | 0                  | 0                   | 0                    | 0                   |
| 51501     | Special pay                                      | 0                  | 0                   | 0                    | 0                   |
| 52101     | FICA Taxes                                       | 0                  | 0                   | 0                    | 0                   |
| 52201     | Retirement Contributions                         | 0                  | 0                   | 0                    | 0                   |
| 52301     | Life & Health Insurance                          | 0                  | 0                   | 0                    | 0                   |
| 52401     | Workers' Compensation                            | 0                  | 0                   | 0                    | 0                   |
| 52501     | Unemployment Compensation                        | 0                  | 0                   | 0                    | 0                   |
|           | PERSONNEL COSTS                                  | 0                  | 0                   | 0                    | 0                   |
| 53101     | Professional Services                            | 8,269              | 20,000              | 0                    | 0                   |
| 53201     | Accounting & Auditing                            | 0                  | 0                   | 0                    | 0                   |
| 53301     | Court Reporter Services                          | 0                  | 0                   | 0                    | 0                   |
| 53401     | Other Contractual Services                       | 0                  | 0                   | 0                    | 0                   |
| 53501     | Investigations                                   | 0                  | 0                   | 0                    | 0                   |
| 53601     | Pension Benefits                                 | 0                  | 0                   | 0                    | 0                   |
| 54001     | Travel & Per Diem                                | 0                  | 0                   | 0                    | 0                   |
| 54101     | Communications                                   | 661,262            | 716,990             | 718,120              | 718,120             |
| 54201     | Postage & Freight                                | 0                  | 0                   | 0                    | 0                   |
| 54301     | Utility Services                                 | 0                  | 0                   | 0                    | 0                   |
| 54401     | Rentals & Leases                                 | 0                  | 0                   | 0                    | 0                   |
| 54501     | Insurance  | 0                  | 0                   | 0                    | 0                   |
| 54601     | Repair & Maintenance Services                    | 33,774             | 19,500              | 0                    | 0                   |
| 54701     | Printing & Binding                               | 0                  | 0                   | 0                    | 0                   |
| 54801     | Promotional Activities                           | 0                  | 0                   | 0                    | 0                   |
| 54901     | Other Current Charges & Obligations              | 0                  | 0                   | 0                    | 0                   |
| 54931     | Host Ordinance                                   | 0                  | 0                   | 0                    | 0                   |
| 55101     | Office Supplies                                  | 0                  | 0                   | 0                    | 0                   |
| 55201     | Operating Supplies                               | 4,033              | 30,000              | 0                    | 0                   |
| 55301     | Road Materials & Supplies                        | 0                  | 0                   | 0                    | 0                   |
| 55401     | Books, Publications, Subscriptions & Memberships | 0                  | 0                   | 0                    | 0                   |
| 55501     | Training & Registrations                         | 0                  | 0                   | 0                    | 0                   |
| 55801     | Bad Debt   | 0                  | 0                   | 0                    | 0                   |
| 55901     | Depreciation                                     | 0                  | 0                   | 0                    | 0                   |
|           | OPERATING COSTS                                  | 707,337            | 786,490             | 718,120              | 718,120             |
| 56101     | Land   | 0                  | 0                   | 0                    | 0                   |
| 56201     | Buildings  | 0                  | 0                   | 0                    | 0                   |
| 56301     | Improvements Other Than Buildings                | 0                  | 0                   | 0                    | 0                   |
| 56401     | Machinery & Equipment                            | 16,629             | 23,600              | 960,000              | 960,000             |
| 56501     | Construction in Progress                         | 0                  | 0                   | 0                    | 0                   |
| 56601     | Books, Publications & Library Materials          | 0                  | 0                   | 0                    | 0                   |
| 56801     | Intangible Assets                                | 0                  | 0                   | 0                    | 0                   |
|           | CAPITAL OUTLAY                                   | 16,629             | 23,600              | 960,000              | 960,000             |
| 57101     | Principal  | 0                  | 0                   | 0                    | 0                   |
| 57201     | Interest   | 0                  | 0                   | 0                    | 0                   |
| 57301     | Other Debt Service Costs                         | 0                  | 0                   | 0                    | 0                   |
|           | DEBT SERVICE                                     | 0                  | 0                   | 0                    | 0                   |
| 58101     | Aids to Governmental Agencies                    | 0                  | 0                   | 0                    | 0                   |
| 58201     | Aids to Private Organizations                    | 0                  | 0                   | 0                    | 0                   |
| 58301     | Other Grants and Aids                            | 0                  | 0                   | 0                    | 0                   |
|           | GRANTS AND AIDS                                  | 0                  | 0                   | 0                    | 0                   |
| 59101     | Transfers  | 0                  | 0                   | 0                    | 0                   |
| 59801     | Reserves   | 0                  | 0                   | 0                    | 0                   |
|           | NON-OPERATING COSTS                              | 0                  | 0                   | 0                    | 0                   |
|           | TOTAL BUDGET                                     | \$ 723,966         | \$ 810,090          | \$ 1,678,120         | \$ 1,678,120        |
| RESOURCES |  |                    |                     |                      |                     |
|           | General Fund Revenues                            | \$ 723,966         | \$ 810,090          | \$ 1,678,120         | \$ 1,678,120        |
|           | TOTAL REVENUES                                   | \$ 723,966         | \$ 810,090          | \$ 1,678,120         | \$ 1,678,120        |

# LIBRARY SERVICES DEPARTMENT



**W**est Florida Public Libraries (WFPL) operates seven full service locations. Additionally, WFPL provides books, WiFi access and computer labs at Escambia County community centers. WFPL continues to be recognized by The Urban Libraries Council for the Young Leaders Library Card Challenge, being the first public library in Florida to provide library cards to all K-12 public school students (over 50,000 youth). WFPL's Family Programming Events are now 5th in the state of Florida. WFPL is consolidated under county governance with oversight from the Library Board of Governance and maintains a dedicated funding source with a millage of .3950 leveled countywide that generates approximately \$7 million in funding.





# Objectives

## Lifelong Learning

- Partner with local groups and businesses to increase awareness of library resources and activities for all age groups. Highlight programming that assists in expanding literacies and access to Science, Technology, Engineering, the Arts and Mathematics (STEAM)
- Continue to expand services for children (and families) to help improve overall school readiness in Escambia County

## Fiscal Responsibility

- Provide the most efficient and effective budget strategies while maintaining a vast array of informational, educational and recreational material for the citizens of Escambia County in both print and electronic formats
- Continue to capitalize on alternative revenue sources such as grants, book sales, etc.

## Customer Service

- Continue to become more citizen-centric, focusing on providing the best possible service to the residents of Escambia County



# Accomplishments

- ▶ **Bellview Library design (the first public library in Escambia County District 1).**
- ▶ **Recognized as the leading provider of student meals in the Feeding the Gulf Coast Summer Meals program with over 50,000 free meals being distributed by August 2020.**
- ▶ **American Sign Language story time, jewelry making and yoga classes added creating even more opportunities to create new friendships and improve the quality of life for citizens.**
- ▶ **ADA improvements completed at the Southwest Branch Library and Molino Branch Library.**
- ▶ **Enhanced awareness of Library Services through increased community event participation and the “What is your Passion?” campaign on benches, shelters and inside ECAT buses.**
- ▶ **Continued expansion and growth of STEAM programming and events. These positive experiences of success help inspire citizens of all ages to achieve more in Science, Technology, Engineering, Art and Math (STEAM).**
  - Founding sponsor of the first-ever “Pensacola Maker Faire” with exhibits and demonstrations from all over the U.S.
  - Breaker Space – Allowing youth and adults to disassemble various electronics to learn circuits and engineering design principles. Students as young as seven have desoldered and soldered components building confidence
  - Host of the Math Counts regional chapter which sponsors include the U.S. Department of Defense, Ratheon Technologies, National Society of Professional Engineers, Texas Instruments, 3M, Northrop Grumann, and others
  - First Lego League – “More than robots” challenges and events with two official teams

## FUNDING PRIORITIES FY 2020 – 21

| Major Issues Funded  | Amount              |
|--|---------------------|
| Construction / Opening of the Bellview Library   | <b>\$ 3,300,000</b> |
| Increased educational and recreational physical library materials<br>(i.e., books, audiobooks, and movies) | <b>\$708,957</b>    |
| Increased eBook / eResources Collections   | <b>\$259,320</b>    |
| Updating computers and software for public access  | <b>\$125,500</b>    |



## Performance Measures

|  | FY 2017 / 2018<br>Actual | FY 2018 / 2019<br>Actual | FY 2019 / 2020<br>(Estimate*) | FY 2020 / 2021<br>(Estimate) |
|--|--------------------------|--------------------------|-------------------------------|------------------------------|
| Number of total Library Facility Visits    | 544,431                  | 572,533                  | 400,000                       | 600,000                      |
| Number of total Public Computer Uses       | 150,930                  | 163,587                  | 120,000                       | 180,000                      |
| Number of total Wi-Fi uses                 | 57,987                   | 63,837                   | 50,000                        | 70,000                       |
| Number of total Library Program Attendance | 48,241                   | 44,754                   | 50,000                        | 90,000                       |
| Number of Total Programs                   | 1603                     | 1,611                    | 1,500                         | 2,500                        |

\*Marked decrease due to COVID-19 closures



## Benchmark Data

|  | Escambia County | Florida Public Library Average* |
|--|-----------------|---------------------------------|
| Individual Library Patrons as Percentage of Population | 39.77%          | 56.03%                          |
| Average Circulations per Library Card Holder           | 6.41            | 8.65                            |

\*Data reported for benchmarking by the state is most recent with FY 16-17.

Sources: Florida Public Library Statistics. Division of Library and Information Services.





## Advisory Board

### West Florida Public Library Board of Governance

West Florida Public Library Board of Governance (BoG) was established by Escambia County Resolution R2013-17, adopted by the Board of County Commissioners on January 22, 2013, to create a permanent Board to oversee the management of West Florida Public Libraries. The BoG makes recommendations to the BCC regarding the annual budget and to serve a public service by assisting the county with developing and maintaining an effective and efficient library system. The BoG shall be composed of five voting members. The BCC shall appoint three members, the Pensacola City Council shall appoint one member and the Mayor of Pensacola shall appoint one member to the BoG.



## Statutory Responsibilities

Title XVIII Chapter 257 Public Libraries and State Archives.



## Significant Changes for FY 2020 - 21

- The new Bellview Library facility is expected to come online during FY20 – 21. Library reserve funds will be used to pay for the new facility. The new facility is expected to cost roughly \$3.3 million and will use most of the available reserves. The library is funded outside the General Fund and has the MSTU as a dedicated funding source. The county-wide millage rate was reduced as an offset to fund the library MTSU
- Library Services added seven positions in anticipation of opening the new Bellview Library in FY 2020/21



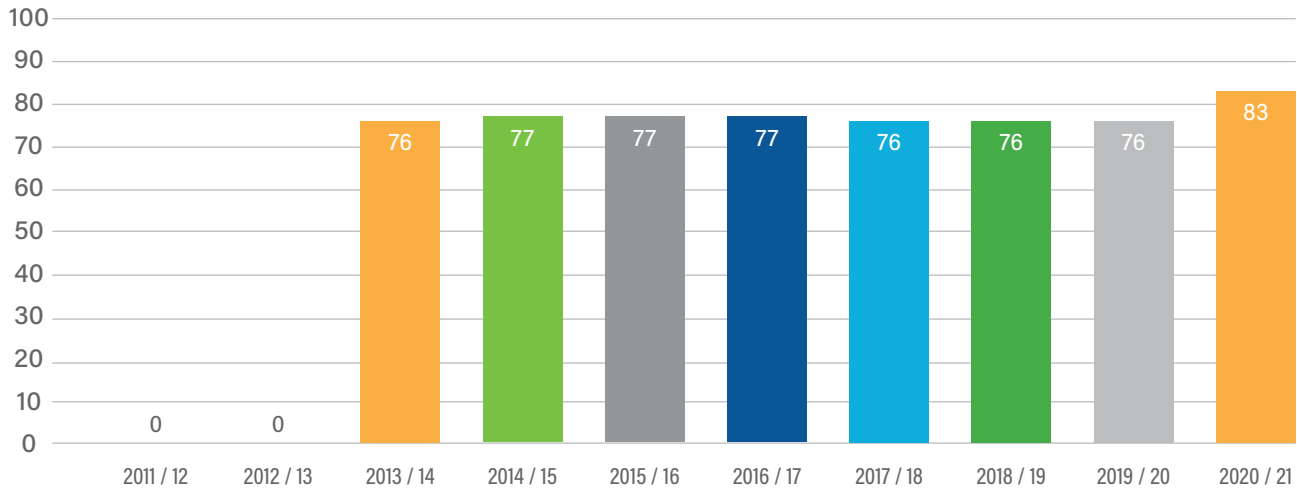
## Goals

West Florida Public Libraries' goal is to be the third most popular destination for citizens after work and home. WFPL encompasses the role of a public library system, cultural center, technology resource center and community gathering spot. WFPL serves to equalize access to information and to help develop the literacy skills needed to utilize it.

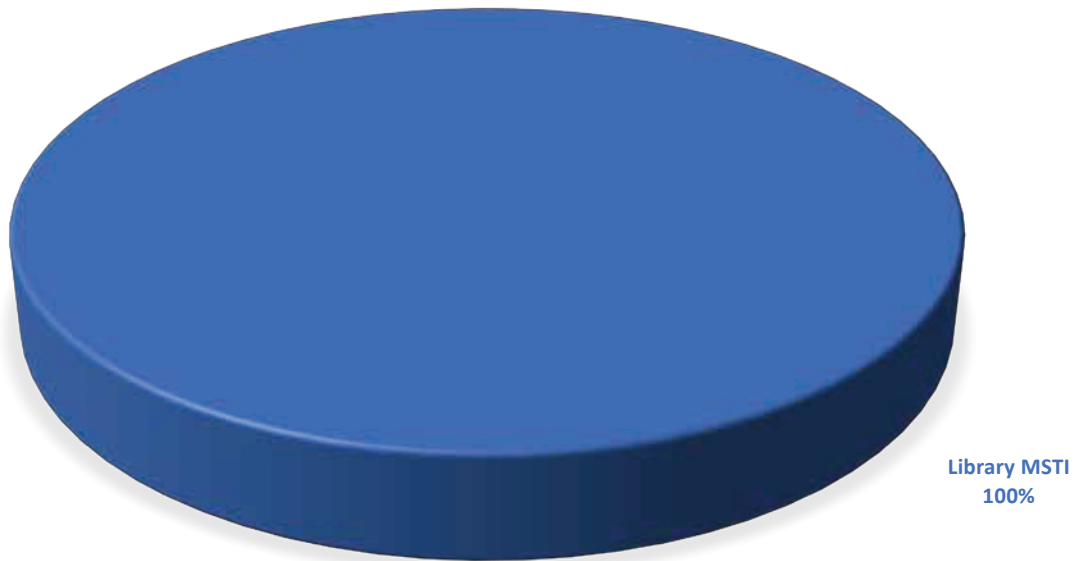
**STAFFING ALLOCATION**

| <b>Position Classification</b>         | <b>Pay Grade</b> | <b>2018-19 Authorized</b> | <b>2019-20 Authorized</b> | <b>2020-21 Adopted</b> |
|--|------------------|---------------------------|---------------------------|------------------------|
| <b>Library Operations</b>              |                  |                           |                           |                        |
| Accounting Technician                  | B21              | 1                         | 1                         | 1                      |
| Administrative Officer                 | GE07             | 1                         | 0                         | 0                      |
| Administrative Officer I               | GE11             | 3                         | 3                         | 3                      |
| Clerk I                                | GE01             | 20                        | 20                        | 21                     |
| Clerk II                               | GE02             | 2                         | 3                         | 4                      |
| Clerk III                              | GE03             | 2                         | 2                         | 3                      |
| Community & Media Relations Specialist | C41              | 1                         | 1                         | 1                      |
| Customer Service Technician            | A13              | 3                         | 3                         | 4                      |
| Director's Aide                        | B32              | 1                         | 1                         | 1                      |
| Librarian                              | B23              | 6                         | 8                         | 8                      |
| Librarian (part-time)                  | B23              | 3                         | 3                         | 4                      |
| Library Clerical Assistant (part-time) | A10              | 6                         | 5                         | 5                      |
| Library Computer Technician            | GE07             | 4                         | 4                         | 5                      |
| Library Director                       | E82              | 1                         | 1                         | 1                      |
| Library Information Specialist         | GE15             | 1                         | 0                         | 0                      |
| Library Manager                        | D61              | 1                         | 1                         | 1                      |
| Library Technical Specialist (Courier) | GE03             | 1                         | 1                         | 1                      |
| Library Technician                     | GE09             | 0                         | 0                         | 0                      |
| Senior Administrative Officer I        | GE13             | 4                         | 4                         | 4                      |
| Senior Administrative Officer II       | GE16             | 1                         | 1                         | 1                      |
| Senior Librarian                       | B32              | 10                        | 10                        | 11                     |
| <b>TOTAL</b>                           |                  | <b>72</b>                 | <b>72</b>                 | <b>79</b>              |
| <b>Library/Information Resources</b>   |                  |                           |                           |                        |
| Information Technology Technician      | B22              | 1                         | 1                         | 1                      |
| IT Systems Analyst                     | C41              | 1                         | 1                         | 1                      |
| <b>TOTAL</b>                           |                  | <b>2</b>                  | <b>2</b>                  | <b>2</b>               |
| <b>Library/Maintenance</b>             |                  |                           |                           |                        |
| Maintenance Technician                 | B22              | 2                         | 2                         | 2                      |
| <b>TOTAL</b>                           |                  | <b>2</b>                  | <b>2</b>                  | <b>2</b>               |
| <b>DEPARTMENT TOTAL</b>                |                  | <b>76</b>                 | <b>76</b>                 | <b>83</b>              |

# Number of Employees



# Revenue Funding: \$10.2M



FUND: 113 - Library  
 FUNCTION: General Government  
 ACTIVITY: Finance & Administrative

DEPARTMENT: Library Services  
 DIVISION: Library Services  
 COST CENTER: 110501 - Operations

| Account   | Title  | Actual<br>FY 18-19  | Adopted<br>FY 19-20 | Proposed<br>FY 20-21 | Adopted<br>FY 20-21 |
|-----------|--|---------------------|---------------------|----------------------|---------------------|
| 51101     | Executive Salaries                               | \$ 0                | \$ 0                | \$ 0                 | 0                   |
| 51201     | Regular Salaries & Wages                         | 2,086,281           | 2,331,129           | 2,479,028            | 2,487,537           |
| 51301     | Other Salaries & Wages                           | 0                   | 0                   | 0                    | 0                   |
| 51401     | Overtime   | 7,485               | 0                   | 500                  | 500                 |
| 51501     | Special pay                                      | 4,800               | 14,400              | 7,200                | 7,200               |
| 52101     | FICA Taxes                                       | 161,222             | 179,438             | 190,236              | 190,887             |
| 52201     | Retirement Contributions                         | 202,328             | 223,486             | 275,289              | 276,140             |
| 52301     | Life & Health Insurance                          | 485,682             | 640,000             | 720,000              | 720,000             |
| 52401     | Workers' Compensation                            | 4,253               | 3,255               | 3,810                | 3,822               |
| 52501     | Unemployment Compensation                        | 0                   | 0                   | 0                    | 0                   |
|           | PERSONNEL COSTS                                  | <u>2,952,051</u>    | <u>3,391,708</u>    | <u>3,676,063</u>     | <u>3,686,086</u>    |
| 53101     | Professional Services                            | 1,795               | 11,965              | 12,200               | 12,200              |
| 53201     | Accounting & Auditing                            | 0                   | 0                   | 0                    | 0                   |
| 53301     | Court Reporter Services                          | 0                   | 0                   | 0                    | 0                   |
| 53401     | Other Contractual Services                       | 498,425             | 528,966             | 640,973              | 640,973             |
| 53501     | Investigations                                   | 0                   | 0                   | 0                    | 0                   |
| 53601     | Pension Benefits                                 | 0                   | 0                   | 0                    | 0                   |
| 54001     | Travel & Per Diem                                | 9,564               | 19,735              | 18,896               | 18,896              |
| 54101     | Communications                                   | 1,989               | 2,040               | 3,840                | 3,840               |
| 54201     | Postage & Freight                                | 8,968               | 10,824              | 11,316               | 11,316              |
| 54301     | Utility Services                                 | 4,242               | 10,740              | 10,740               | 10,740              |
| 54401     | Rentals & Leases                                 | 0                   | 1,698               | 1,100                | 1,100               |
| 54501     | Insurance  | 4,141               | 4,141               | 8,123                | 8,123               |
| 54601     | Repair & Maintenance Services                    | 80,460              | 56,720              | 31,000               | 31,000              |
| 54701     | Printing & Binding                               | 5,570               | 10,320              | 10,320               | 10,320              |
| 54801     | Promotional Activities                           | 26,154              | 18,000              | 18,000               | 18,000              |
| 54901     | Other Current Charges & Obligations              | 349,074             | 346,174             | 361,300              | 361,300             |
| 54931     | Host Ordinance                                   | 0                   | 600                 | 600                  | 600                 |
| 55101     | Office Supplies                                  | 24,612              | 23,520              | 27,600               | 27,600              |
| 55201     | Operating Supplies                               | 130,655             | 67,000              | 134,200              | 134,200             |
| 55204     | Fuel   | 3,916               | 8,000               | 4,300                | 4,300               |
| 55401     | Books, Publications, Subscriptions & Memberships | 173,079             | 172,200             | 259,320              | 259,320             |
| 55501     | Training & Registrations                         | 7,765               | 3,360               | 8,700                | 8,700               |
| 55801     | Bad Debt   | 0                   | 0                   | 0                    | 0                   |
| 55901     | Depreciation                                     | 0                   | 0                   | 0                    | 0                   |
|           | OPERATING COSTS                                  | <u>1,330,409</u>    | <u>1,296,003</u>    | <u>1,562,528</u>     | <u>1,562,528</u>    |
| 56101     | Land   | 254,220             | 0                   | 0                    | 0                   |
| 56201     | Buildings  | 458,447             | 0                   | 3,300,000            | 3,300,000           |
| 56301     | Improvements Other Than Buildings                | 0                   | 0                   | 0                    | 0                   |
| 56401     | Machinery & Equipment                            | 179,600             | 0                   | 53,470               | 53,470              |
| 56501     | Construction in Progress                         | 0                   | 0                   | 0                    | 0                   |
| 56601     | Books, Publications & Library Materials          | 496,801             | 471,179             | 708,957              | 698,934             |
| 56801     | Intangible Assets                                | 0                   | 0                   | 0                    | 0                   |
|           | CAPITAL OUTLAY                                   | <u>1,389,068</u>    | <u>471,179</u>      | <u>4,062,427</u>     | <u>4,052,404</u>    |
| 57101     | Principal  | 0                   | 0                   | 0                    | 0                   |
| 57201     | Interest   | 0                   | 0                   | 0                    | 0                   |
| 57301     | Other Debt Service Costs                         | 0                   | 0                   | 0                    | 0                   |
|           | DEBT SERVICE                                     | <u>0</u>            | <u>0</u>            | <u>0</u>             | <u>0</u>            |
| 58101     | Aids to Governmental Agencies                    | 0                   | 0                   | 0                    | 0                   |
| 58201     | Aids to Private Organizations                    | 0                   | 0                   | 0                    | 0                   |
| 58301     | Other Grants and Aids                            | 0                   | 0                   | 0                    | 0                   |
|           | GRANTS AND AIDS                                  | <u>0</u>            | <u>0</u>            | <u>0</u>             | <u>0</u>            |
| 59101     | Transfers  | 0                   | 0                   | 0                    | 0                   |
| 59801     | Reserves   | 0                   | 514,394             | 0                    | 78,336              |
|           | NON-OPERATING COSTS                              | <u>0</u>            | <u>514,394</u>      | <u>0</u>             | <u>78,336</u>       |
|           | TOTAL BUDGET                                     | <u>\$ 5,671,527</u> | <u>\$ 5,673,284</u> | <u>\$ 9,301,018</u>  | <u>\$ 9,379,354</u> |
| RESOURCES |  |                     |                     |                      |                     |
|           | Library Fund Revenues                            | \$ 5,671,527        | \$ 5,673,284        | \$ 9,301,018         | \$ 9,379,354        |
|           | TOTAL REVENUES                                   | <u>\$ 5,671,527</u> | <u>\$ 5,673,284</u> | <u>\$ 9,301,018</u>  | <u>\$ 9,379,354</u> |

FUND: 113 - Library  
 FUNCTION: General Government  
 ACTIVITY: Finance & Administrative

DEPARTMENT: Library Services  
 DIVISION: Library Services  
 COST CENTER: 110502 - Maintenance

| Account   | Title  | Actual<br>FY 18-19 | Adopted<br>FY 19-20 | Proposed<br>FY 20-21 | Adopted<br>FY 20-21 |
|-----------|--|--------------------|---------------------|----------------------|---------------------|
| 51101     | Executive Salaries                               | \$ 0               | \$ 0                | \$ 0                 | 0                   |
| 51201     | Regular Salaries & Wages                         | 64,638             | 66,221              | 65,312               | 65,312              |
| 51301     | Other Salaries & Wages                           | 0                  | 0                   | 0                    | 0                   |
| 51401     | Overtime   | 112                | 1,000               | 1,000                | 1,000               |
| 51501     | Special pay                                      | 0                  | 0                   | 0                    | 0                   |
| 52101     | FICA Taxes                                       | 4,942              | 5,143               | 5,074                | 5,074               |
| 52201     | Retirement Contributions                         | 5,389              | 5,694               | 6,631                | 6,631               |
| 52301     | Life & Health Insurance                          | 15,119             | 20,000              | 20,000               | 20,000              |
| 52401     | Workers' Compensation                            | 2,652              | 2,116               | 2,322                | 2,322               |
| 52501     | Unemployment Compensation                        | 0                  | 0                   | 0                    | 0                   |
|           | PERSONNEL COSTS                                  | <u>92,852</u>      | <u>100,174</u>      | <u>100,339</u>       | <u>100,339</u>      |
| 53101     | Professional Services                            | 0                  | 0                   | 0                    | 0                   |
| 53201     | Accounting & Auditing                            | 0                  | 0                   | 0                    | 0                   |
| 53301     | Court Reporter Services                          | 0                  | 0                   | 0                    | 0                   |
| 53401     | Other Contractual Services                       | 8,075              | 14,030              | 14,072               | 14,072              |
| 53501     | Investigations                                   | 0                  | 0                   | 0                    | 0                   |
| 53601     | Pension Benefits                                 | 0                  | 0                   | 0                    | 0                   |
| 54001     | Travel & Per Diem                                | 0                  | 0                   | 0                    | 0                   |
| 54101     | Communications                                   | 1,185              | 1,128               | 1,128                | 1,128               |
| 54201     | Postage & Freight                                | 0                  | 0                   | 0                    | 0                   |
| 54301     | Utility Services                                 | 211,366            | 220,479             | 252,651              | 252,651             |
| 54401     | Rentals & Leases                                 | 0                  | 332                 | 0                    | 0                   |
| 54501     | Insurance  | 0                  | 0                   | 0                    | 0                   |
| 54601     | Repair & Maintenance Services                    | 46,348             | 48,935              | 76,735               | 76,735              |
| 54701     | Printing & Binding                               | 0                  | 0                   | 0                    | 0                   |
| 54801     | Promotional Activities                           | 0                  | 0                   | 0                    | 0                   |
| 54901     | Other Current Charges & Obligations              | 150                | 150                 | 150                  | 150                 |
| 54931     | Host Ordinance                                   | 0                  | 0                   | 0                    | 0                   |
| 55101     | Office Supplies                                  | 0                  | 0                   | 0                    | 0                   |
| 55201     | Operating Supplies                               | 868                | 2,340               | 2,340                | 2,340               |
| 55204     | Fuel   | 1,746              | 3,825               | 2,000                | 2,000               |
| 55401     | Books, Publications, Subscriptions & Memberships | 0                  | 0                   | 0                    | 0                   |
| 55501     | Training & Registrations                         | 0                  | 0                   | 0                    | 0                   |
| 55801     | Bad Debt   | 0                  | 0                   | 0                    | 0                   |
| 55901     | Depreciation                                     | 0                  | 0                   | 0                    | 0                   |
|           | OPERATING COSTS                                  | <u>269,738</u>     | <u>291,219</u>      | <u>349,076</u>       | <u>349,076</u>      |
| 56101     | Land   | 0                  | 0                   | 0                    | 0                   |
| 56201     | Buildings  | 0                  | 0                   | 0                    | 0                   |
| 56301     | Improvements Other Than Buildings                | 0                  | 0                   | 0                    | 0                   |
| 56401     | Machinery & Equipment                            | 0                  | 0                   | 0                    | 0                   |
| 56501     | Construction in Progress                         | 0                  | 0                   | 0                    | 0                   |
| 56601     | Books, Publications & Library Materials          | 0                  | 0                   | 0                    | 0                   |
| 56801     | Intangible Assets                                | 0                  | 0                   | 0                    | 0                   |
|           | CAPITAL OUTLAY                                   | <u>0</u>           | <u>0</u>            | <u>0</u>             | <u>0</u>            |
|           | Principal  | 0                  | 0                   | 0                    | 0                   |
| 57201     | Interest   | 0                  | 0                   | 0                    | 0                   |
| 57301     | Other Debt Service Costs                         | 0                  | 0                   | 0                    | 0                   |
|           | DEBT SERVICE                                     | <u>0</u>           | <u>0</u>            | <u>0</u>             | <u>0</u>            |
| 58101     | Aids to Governmental Agencies                    | 0                  | 0                   | 0                    | 0                   |
| 58201     | Aids to Private Organizations                    | 0                  | 0                   | 0                    | 0                   |
| 58301     | Other Grants and Aids                            | 0                  | 0                   | 0                    | 0                   |
|           | GRANTS AND AIDS                                  | <u>0</u>           | <u>0</u>            | <u>0</u>             | <u>0</u>            |
| 59101     | Transfers  | 0                  | 0                   | 0                    | 0                   |
| 59801     | Reserves   | 0                  | 0                   | 0                    | 0                   |
|           | NON-OPERATING COSTS                              | <u>0</u>           | <u>0</u>            | <u>0</u>             | <u>0</u>            |
|           | TOTAL BUDGET                                     | <u>\$ 362,590</u>  | <u>\$ 391,393</u>   | <u>\$ 449,415</u>    | <u>\$ 449,415</u>   |
| RESOURCES |  |                    |                     |                      |                     |
|           | Library Fund Revenues                            | \$ 362,590         | \$ 391,393          | \$ 449,415           | \$ 449,415          |
|           | TOTAL REVENUES                                   | <u>\$ 362,590</u>  | <u>\$ 391,393</u>   | <u>\$ 449,415</u>    | <u>\$ 449,415</u>   |

FUND: 113 - Library  
 FUNCTION: General Government  
 ACTIVITY: Finance & Administrative

DEPARTMENT: Library Services  
 DIVISION: Library Services  
 COST CENTER: 110503 - Information Systems

| Account   | Title  | Actual<br>FY 18-19 | Adopted<br>FY 19-20 | Proposed<br>FY 20-21 | Adopted<br>FY 20-21 |
|-----------|--|--------------------|---------------------|----------------------|---------------------|
| 51101     | Executive Salaries                               | \$ 0               | \$ 0                | \$ 0                 | 0                   |
| 51201     | Regular Salaries & Wages                         | 60,545             | 95,444              | 76,211               | 76,211              |
| 51301     | Other Salaries & Wages                           | 0                  | 0                   | 0                    | 0                   |
| 51401     | Overtime   | 0                  | 0                   | 0                    | 0                   |
| 51501     | Special pay                                      | 0                  | 0                   | 0                    | 0                   |
| 52101     | FICA Taxes                                       | 4,629              | 7,302               | 5,830                | 5,830               |
| 52201     | Retirement Contributions                         | 5,021              | 8,084               | 7,621                | 7,621               |
| 52301     | Life & Health Insurance                          | 17,229             | 20,000              | 20,000               | 20,000              |
| 52401     | Workers' Compensation                            | 170                | 132                 | 117                  | 117                 |
| 52501     | Unemployment Compensation                        | 0                  | 0                   | 0                    | 0                   |
|           | PERSONNEL COSTS                                  | <u>87,594</u>      | <u>130,962</u>      | <u>109,779</u>       | <u>109,779</u>      |
| 53101     | Professional Services                            | 0                  | 0                   | 0                    | 0                   |
| 53201     | Accounting & Auditing                            | 0                  | 0                   | 0                    | 0                   |
| 53301     | Court Reporter Services                          | 0                  | 0                   | 0                    | 0                   |
| 53401     | Other Contractual Services                       | 1,650              | 9,000               | 4,500                | 4,500               |
| 53501     | Investigations                                   | 0                  | 0                   | 0                    | 0                   |
| 53601     | Pension Benefits                                 | 0                  | 0                   | 0                    | 0                   |
| 54001     | Travel & Per Diem                                | 0                  | 2,262               | 1,400                | 1,400               |
| 54101     | Communications                                   | 107,200            | 123,960             | 122,632              | 122,632             |
| 54201     | Postage & Freight                                | 0                  | 0                   | 0                    | 0                   |
| 54301     | Utility Services                                 | 0                  | 0                   | 0                    | 0                   |
| 54401     | Rentals & Leases                                 | 0                  | 0                   | 0                    | 0                   |
| 54501     | Insurance  | 0                  | 0                   | 0                    | 0                   |
| 54601     | Repair & Maintenance Services                    | 55,490             | 80,495              | 69,395               | 69,395              |
| 54701     | Printing & Binding                               | 0                  | 0                   | 0                    | 0                   |
| 54801     | Promotional Activities                           | 0                  | 0                   | 0                    | 0                   |
| 54901     | Other Current Charges & Obligations              | 0                  | 0                   | 0                    | 0                   |
| 54931     | Host Ordinance                                   | 0                  | 0                   | 0                    | 0                   |
| 55101     | Office Supplies                                  | 0                  | 0                   | 0                    | 0                   |
| 55201     | Operating Supplies                               | 30,198             | 69,787              | 125,500              | 131,500             |
| 55301     | Road Materials & Supplies                        | 0                  | 0                   | 0                    | 0                   |
| 55401     | Books, Publications, Subscriptions & Memberships | 0                  | 1,160               | 360                  | 360                 |
| 55501     | Training & Registrations                         | 0                  | 549                 | 500                  | 500                 |
| 55801     | Bad Debt   | 0                  | 0                   | 0                    | 0                   |
| 55901     | Depreciation                                     | 0                  | 0                   | 0                    | 0                   |
|           | OPERATING COSTS                                  | <u>194,537</u>     | <u>287,213</u>      | <u>324,287</u>       | <u>330,287</u>      |
| 56101     | Land   | 0                  | 0                   | 0                    | 0                   |
| 56201     | Buildings  | 0                  | 0                   | 0                    | 0                   |
| 56301     | Improvements Other Than Buildings                | 0                  | 0                   | 0                    | 0                   |
| 56401     | Machinery & Equipment                            | 4,982              | 23,222              | 6,000                | 0                   |
| 56501     | Construction in Progress                         | 0                  | 0                   | 0                    | 0                   |
| 56601     | Books, Publications & Library Materials          | 0                  | 0                   | 0                    | 0                   |
| 56801     | Intangible Assets                                | 0                  | 0                   | 0                    | 0                   |
|           | CAPITAL OUTLAY                                   | <u>4,982</u>       | <u>23,222</u>       | <u>6,000</u>         | <u>0</u>            |
| 57101     | Principal  | 0                  | 0                   | 0                    | 0                   |
| 57201     | Interest   | 0                  | 0                   | 0                    | 0                   |
| 57301     | Other Debt Service Costs                         | 0                  | 0                   | 0                    | 0                   |
|           | DEBT SERVICE                                     | <u>0</u>           | <u>0</u>            | <u>0</u>             | <u>0</u>            |
| 58101     | Aids to Governmental Agencies                    | 0                  | 0                   | 0                    | 0                   |
| 58201     | Aids to Private Organizations                    | 0                  | 0                   | 0                    | 0                   |
| 58301     | Other Grants and Aids                            | 0                  | 0                   | 0                    | 0                   |
|           | GRANTS AND AIDS                                  | <u>0</u>           | <u>0</u>            | <u>0</u>             | <u>0</u>            |
| 59101     | Transfers  | 0                  | 0                   | 0                    | 0                   |
| 59801     | Reserves   | 0                  | 0                   | 0                    | 0                   |
|           | NON-OPERATING COSTS                              | <u>0</u>           | <u>0</u>            | <u>0</u>             | <u>0</u>            |
|           | TOTAL BUDGET                                     | <u>\$ 287,113</u>  | <u>\$ 441,397</u>   | <u>\$ 440,066</u>    | <u>\$ 440,066</u>   |
| RESOURCES |  |                    |                     |                      |                     |
|           | Library Fund Revenues                            | \$ 287,113         | \$ 441,397          | \$ 440,066           | 440,066             |
|           | TOTAL REVENUES                                   | <u>\$ 287,113</u>  | <u>\$ 441,397</u>   | <u>\$ 440,066</u>    | <u>\$ 440,066</u>   |

# MANAGEMENT & BUDGET DEPARTMENT



**T**he Escambia County Office of Management and Budget Services is responsible for all aspects of the budgetary accounting system, including budget preparation, expenditure and revenue forecasting, monitoring and reporting. The office supports the policy and program initiatives of the Escambia County Board of County Commissioners and County Administrator by providing professional municipal finance and budget analysis assistance to functions under the board. The office provides assistance to all county departments so that those departments can perform their tasks and services in an effective and efficient manner to better serve the citizens of Escambia County.



# Accomplishments

- ▶ Awarded the Distinguished Budget Award for 2019
- ▶ Updated the Budget process for increased transparency
- ▶ Compilation of MSBU Tax Roll
- ▶ Funding applications, legal documentation, purchase orders and monthly reimbursements have been processed for 35 community partners
- ▶ Sold six parcels to date of county-owned real estate totaling \$35,443. Sold \$75,347 of surplus property/equipment which included the sale of the Pensacola Beach Sign
- ▶ Completed the creation of 12 new MSBU districts to date for special services (street lighting & construction)
- ▶ Assisted 100's of citizens with questions regarding tax bills and special assessments
- ▶ Submitted over 80 recommendations to the Board regarding county financial issues
- ▶ Prepared or approved over 180 budget amendments
- ▶ Evaluated over 1,222 personnel action forms to confirm budgeted salary, position, and cost center information

## FUNDING PRIORITIES FY 2020 – 21

| Major Issues Funded   | Amount |
|---|--------|
| Identify Budget Software in FY 20/21 to be implemented in the FY2021/22 budget cycle. | TBD    |



## Performance Measures

|   | FY 2017 / 2018<br>Actual | FY 2018 / 2019<br>Actual | FY 2019 / 2020<br>(Estimate) | FY 2020 / 2021<br>(Estimate*) |
|---|--------------------------|--------------------------|------------------------------|-------------------------------|
| Meet all requirements of Florida Statutes 129 and 200 Truth-in-Millage (TRIM) | 100%                     | 100%                     | 100%                         | 100%                          |
| GFOA Budget Award Recipient   | 100%                     | 100%                     | 100%                         | 100%                          |
| MSBU Applications processed within 7 business days of receipt                 | N/A                      | N/A                      | N/A                          | 100%                          |
| Pay all invoices within 5 business days                                       | 100%                     | 100%                     | 100%                         | 100%                          |
| Process budget amendment requests within 3 business days                      | N/A                      | N/A                      | N/A                          | 99%                           |



## Benchmark Data

|                              | Escambia County | Benchmark |
|------------------------------|-----------------|-----------|
| Employees per 1000 residents | 1:52            | 1:42      |

**Sources:** FY 2019 County population survey of comparable counties (Alachua, Lake, St. Lucie, Osceola, Manatee, and Leon), 2019 Bureau of Economic and Business Research (BEER), (Leon County is used as the benchmark.) Escambia OMB staff size is 6.0 with a population estimate of 321,134. Population ranges are from 267,306 to 387,414.



## Statutory Responsibilities

Florida Statute, Chapter 125 “County Government”; Florida Statute, Chapter 129 “County Annual Budget”; Florida Statute, Chapter 200 “Determination of Millage; Florida Statute, Chapter 197 “Municipal Services Benefit Units.”



## Goals

To support the policy and program initiatives of the Board of County Commissioners and County Administrator by providing professional municipal finance and budget analysis assistance to functions under the Board.



## Advisory Board

Investment Advisory Committee, Tourist Development Council



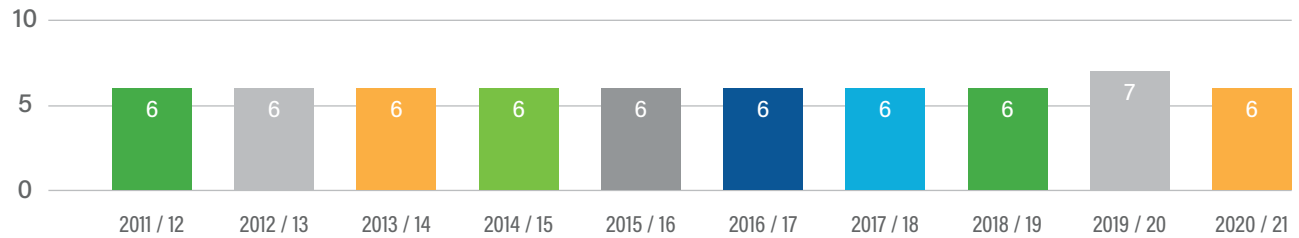
## Significant Changes for FY 2020 - 21

The Budget Manager position was reallocated to a Chief Budget Officer. An individual was selected and will be in place before the new fiscal year begins. There are two other vacancies to be filled in the upcoming fiscal year, a Deputy Budget Manager position created in FY 19-20 and a Budget Analyst position. In addition, the Property Lien Program Coordinator will be reporting to Facilities for the new fiscal year.

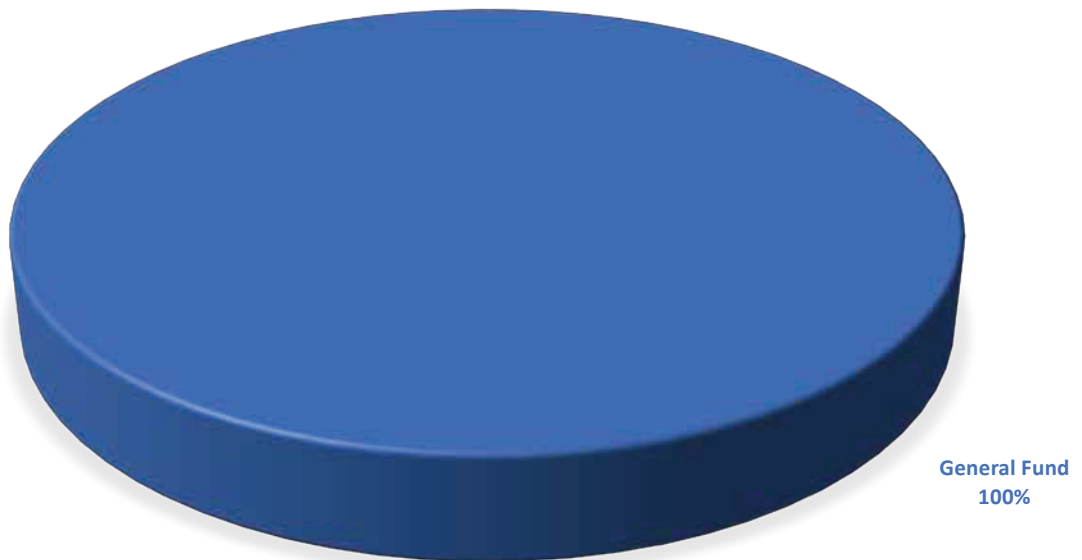
### STAFFING ALLOCATION

| Position Classification           | Pay Grade | 2018-19 Authorized | 2019-20 Authorized | 2020-21 Adopted |
|-----------------------------------|-----------|--------------------|--------------------|-----------------|
| Budget Analyst                    | C42       | 1                  | 1                  | 1               |
| Budget Manager                    | D62       | 1                  | 1                  | 0               |
| Chief Budget Officer              | E82       | 0                  | 0                  | 1               |
| Deputy Budget Manager             | D61       | 0                  | 0                  | 1               |
| Deputy Division Manager           | D61       | 0                  | 1                  | 0               |
| Director's Aide                   | B32       | 1                  | 1                  | 1               |
| Property Lien Program Coordinator | C41       | 1                  | 1                  | 0               |
| Senior Budget Analyst             | C51       | 2                  | 2                  | 2               |
| <b>DEPARTMENT TOTAL</b>           |           | <b>6</b>           | <b>7</b>           | <b>6</b>        |

## Number of Employees



## Revenue Funding: \$753K



FUND: 001 - General  
 FUNCTION: General Government  
 ACTIVITY: Finance & Administrative

DEPARTMENT: Management & Budget Services  
 DIVISION: Office of Management and Budget  
 COST CENTER: 140201 - Administration

| Account   | Title                                   | Actual<br>FY 18-19 | Adopted<br>FY 19-20 | Proposed<br>FY 20-21 | Adopted<br>FY 20-21 |
|-----------|---|--------------------|---------------------|----------------------|---------------------|
| 51101     | Executive Salaries                      | \$ 0               | \$ 0                | \$ 0                 | 0                   |
| 51201     | Regular Salaries & Wages                | 362,461            | 442,675             | 381,950              | 381,950             |
| 51301     | Other Salaries & Wages                  | 0                  | 0                   | 0                    | 0                   |
| 51401     | Overtime                                | 703                | 0                   | 0                    | 0                   |
| 51501     | Special pay                             | 0                  | 4,800               | 0                    | 0                   |
| 52101     | FICA Taxes                              | 27,783             | 33,460              | 29,219               | 29,219              |
| 52201     | Retirement Contributions                | 30,191             | 37,045              | 38,195               | 38,195              |
| 52301     | Life & Health Insurance                 | 68,881             | 70,000              | 60,000               | 60,000              |
| 52401     | Workers' Compensation                   | 669                | 606                 | 585                  | 585                 |
| 52501     | Unemployment Compensation               | 0                  | 0                   | 0                    | 0                   |
|           | PERSONNEL COSTS                         | <u>490,688</u>     | <u>588,586</u>      | <u>509,949</u>       | <u>509,949</u>      |
| 53101     | Professional Services                   | 216,000            | 220,000             | 222,220              | 222,220             |
| 53201     | Accounting & Auditing                   | 0                  | 0                   | 0                    | 0                   |
| 53301     | Court Reporter Services                 | 0                  | 0                   | 0                    | 0                   |
| 53401     | Other Contractual Services              | 11,793             | 0                   | 0                    | 0                   |
| 53501     | Investigations                          | 0                  | 0                   | 0                    | 0                   |
| 53601     | Pension Benefits                        | 0                  | 0                   | 0                    | 0                   |
| 54001     | Travel & Per Diem                       | 2,372              | 2,087               | 3,077                | 3,077               |
| 54101     | Communications                          | 571                | 601                 | 504                  | 504                 |
| 54201     | Postage & Freight Services              | 62                 | 360                 | 315                  | 315                 |
| 54301     | Utility Services                        | 0                  | 0                   | 0                    | 0                   |
| 54401     | Rentals & Leases                        | 0                  | 0                   | 0                    | 0                   |
| 54501     | Insurance                               | 0                  | 0                   | 0                    | 0                   |
| 54601     | Repair & Maintenance Services           | 0                  | 0                   | 0                    | 0                   |
| 54701     | Printing & Binding                      | 912                | 944                 | 944                  | 944                 |
| 54801     | Promotional Activities                  | 0                  | 0                   | 0                    | 0                   |
| 54901     | Other Current Charges & Obligations     | 8,740              | 10,214              | 10,438               | 10,438              |
| 54931     | Host Ordinance                          | 0                  | 0                   | 0                    | 0                   |
| 55101     | Office Supplies                         | 2,780              | 2,175               | 2,175                | 2,175               |
| 55201     | Operating Supplies                      | 1,669              | 1,125               | 1,125                | 1,125               |
| 55301     | Road Materials & Supplies               | 0                  | 0                   | 0                    | 0                   |
| 55401     | Books, Pubs, & Subs                     | 988                | 855                 | 1,005                | 1,005               |
| 55501     | Training & Registrations                | 400                | 1,020               | 1,200                | 1,200               |
| 55801     | Bad Debt                                | 0                  | 0                   | 0                    | 0                   |
| 55901     | Depreciation                            | 0                  | 0                   | 0                    | 0                   |
|           | OPERATING COSTS                         | <u>246,286</u>     | <u>239,381</u>      | <u>243,003</u>       | <u>243,003</u>      |
| 56101     | Land                                    | 0                  | 0                   | 0                    | 0                   |
| 56201     | Buildings                               | 0                  | 0                   | 0                    | 0                   |
| 56301     | Improvements Other Than Buildings       | 0                  | 0                   | 0                    | 0                   |
| 56401     | Machinery & Equipment                   | 0                  | 0                   | 0                    | 0                   |
| 56501     | Construction in Progress                | 0                  | 0                   | 0                    | 0                   |
| 56601     | Books, Publications & Library Materials | 0                  | 0                   | 0                    | 0                   |
|           | CAPITAL OUTLAY                          | <u>0</u>           | <u>0</u>            | <u>0</u>             | <u>0</u>            |
| 57101     | Principal                               | 0                  | 0                   | 0                    | 0                   |
| 57201     | Interest                                | 0                  | 0                   | 0                    | 0                   |
| 57301     | Other Debt Service Costs                | 0                  | 0                   | 0                    | 0                   |
|           | DEBT SERVICE                            | <u>0</u>           | <u>0</u>            | <u>0</u>             | <u>0</u>            |
| 58101     | Aids to Governmental Agencies           | 0                  | 0                   | 0                    | 0                   |
| 58201     | Aids to Private Organizations           | 0                  | 0                   | 0                    | 0                   |
| 58301     | Other Grants and Aids                   | 0                  | 0                   | 0                    | 0                   |
|           | GRANTS AND AIDS                         | <u>0</u>           | <u>0</u>            | <u>0</u>             | <u>0</u>            |
| 59101     | Transfers                               | 0                  | 0                   | 0                    | 0                   |
| 59801     | Reserves                                | 0                  | 0                   | 0                    | 0                   |
|           | NON-OPERATING COSTS                     | <u>0</u>           | <u>0</u>            | <u>0</u>             | <u>0</u>            |
|           | TOTAL BUDGET                            | <u>\$ 736,974</u>  | <u>\$ 827,967</u>   | <u>\$ 752,952</u>    | <u>\$ 752,952</u>   |
| RESOURCES |   |                    |                     |                      |                     |
|           | General Fund Revenues                   | \$ 736,974         | \$ 827,967          | \$ 752,952           | \$ 752,952          |
|           | TOTAL REVENUES                          | <u>\$ 736,974</u>  | <u>\$ 827,967</u>   | <u>\$ 752,952</u>    | <u>\$ 752,952</u>   |

FUND: 177 - MSBU Assessment Program Fund  
 FUNCTION Physical Environment  
 ACTIVITY: Electric Utility Services

DEPARTMENT: Management & Budget Services  
 DIVISION: Office of Management & Budget  
 COST CENTER: Road Assessment Program

| Title   | Actual<br>FY 18-19 | Adopted<br>FY 19-20 | Proposed<br>FY 20-21 | Adopted<br>FY 20-21 |
|---|--------------------|---------------------|----------------------|---------------------|
| Airway Oaks Street Lighting MSBU                | \$ 3,989           | \$ 4,510            | \$ 4,620             | \$ 4,620            |
| AlySheba Street Lighting MSBU                   | 1,193              | 1,540               | 1,540                | 1,540               |
| Amelia Place Street Lighting MSBU               | 3,830              | 4,180               | 4,180                | 4,180               |
| Arbor Ridge Street Lighting MSBU                | 5,218              | 5,555               | 5,555                | 5,555               |
| Ashland Heights Phase 1 Street Lighting         | 0                  | 0                   | 3,455                | 3,455               |
| Ashland Heights Phase 2 Street Lighting         | 0                  | 0                   | 4,595                | 4,595               |
| Audrey Plantation Street Lighting MSBU          | 2,714              | 2,871               | 2,871                | 2,871               |
| Autumn Meadows Street Lighting MSBU             | 4,296              | 4,950               | 4,950                | 4,950               |
| Barefoot Estates Street Lighting MSBU           | 3,764              | 4,008               | 4,180                | 4,180               |
| Bauer Street Street Lighting MSBU               | 433                | 495                 | 495                  | 495                 |
| Bay Meadows Street Lighting MSBU                | 7,569              | 8,360               | 8,360                | 8,360               |
| Baybrook Street Lighting MSBU                   | 5,338              | 5,665               | 5,665                | 5,665               |
| Baywalk Circle Street Lighting MSBU             | 419                | 465                 | 465                  | 465                 |
| Baywoods Street Lighting MSBU                   | 2,007              | 2,189               | 2,189                | 2,189               |
| Belle Chasse Street Lighting MSBU               | 1,577              | 1,669               | 1,669                | 1,669               |
| Belle Meadow Street Lighting MSBU               | 7,616              | 8,250               | 8,250                | 8,250               |
| Betmark Circle Street Lighting MSBU             | 0                  | 897                 | 770                  | 770                 |
| Betmark Place Street Lighting MSBU              | 2,007              | 2,310               | 2,310                | 2,310               |
| Beulah Gardens Street Lighting                  | 0                  | 0                   | 3,799                | 3,799               |
| Bilek Manor Street Lighting MSBU                | 2,717              | 3,080               | 3,080                | 3,080               |
| Boulder Creek Add 1 Street Lighting MSBU        | 3,450              | 3,684               | 3,850                | 3,850               |
| Boulder Creek Street Lighting MSBU              | 1,266              | 1,353               | 1,353                | 1,353               |
| Bradfield Street Lighting MSBU                  | 0                  | 11,000              | 7,095                | 7,095               |
| Bridgewood Street Lighting MSBU                 | 5,384              | 5,688               | 5,688                | 5,688               |
| Bristol Creek, Phase II Street Lighting MSBU    | 2,038              | 2,255               | 2,255                | 2,255               |
| Bristol Creek, Phase III Street Lighting MSBU   | 1,584              | 1,658               | 1,705                | 1,705               |
| Brookhaven Street Lighting MSBU                 | 0                  | 18,590              | 23,474               | 23,474              |
| Brookhollow Street Lighting MSBU                | 1,389              | 1,683               | 1,683                | 1,683               |
| Brookside Hills Street Lighting MSBU            | 11,366             | 12,320              | 12,320               | 12,320              |
| Brylington Manor Street Lighting                | 0                  | 0                   | 10,449               | 10,449              |
| Busbee Plantation Street Lighting MSBU          | 3,429              | 3,684               | 3,684                | 3,684               |
| Caldenwood Court Street Lighting MSBU           | 1,053              | 1,137               | 1,137                | 1,137               |
| Camshire Meadows Street Lighting MSBU           | 2,914              | 3,251               | 3,251                | 3,251               |
| Canterbury Woods Street Lighting                | 3,080              | 3,465               | 3,465                | 3,465               |
| Cardinal Creek Street Lighting MSBU             | 3,338              | 3,245               | 3,245                | 3,245               |
| Carondelay Street Lighting MSBU                 | 1,794              | 1,925               | 1,925                | 1,925               |
| Carriage Hills Street Lighting MSBU             | 9,117              | 10,120              | 10,120               | 10,120              |
| Cedar Ridge Street Lighting                     | 0                  | 0                   | 2,475                | 2,475               |
| Chasefield Street Lighting MSBU                 | 3,627              | 2,787               | 2,787                | 2,787               |
| Clear Creek Street Lighting MSBU                | 3,287              | 3,796               | 3,796                | 3,796               |
| Coral Creek Street Lighting MSBU                | 14,850             | 14,630              | 14,630               | 14,630              |
| Coral Creek, Phase II Street Lighting MSBU      | 1,399              | 1,650               | 1,650                | 1,650               |
| Coventry Estates Street Lighting MSBU           | 2,136              | 2,385               | 2,385                | 2,385               |
| Covington Street Lighting MSBU                  | 0                  | 4,620               | 2,992                | 2,992               |
| Creekwood Oaks Lift Station MSBU                | 181,691            | 559,505             | 0                    | 0                   |
| Creekwood Street Lighting MSBU                  | 5,697              | 6,050               | 6,050                | 6,050               |
| Crescent Lake Street Lighting MSBU              | 26,171             | 29,040              | 29,040               | 29,040              |
| Crimson Point Street Lighting                   | 0                  | 0                   | 6,653                | 6,653               |
| Crowne Point Street Lighting MSBU               | 15,526             | 16,720              | 16,720               | 16,720              |
| Cypress Creek Street Lighting MSBU              | 1,361              | 1,438               | 1,507                | 1,507               |
| Deerfield Estates Sewage Improvement MSBU       | 7,622              | 35,536              | 35,536               | 35,536              |
| Deerfield Estates Street Lighting MSBU          | 3,322              | 3,559               | 3,559                | 3,559               |
| Dunleith Street Lighting MSBU                   | 4,259              | 4,235               | 4,400                | 4,400               |
| Emerald Shores Recreation & Amenities MSBU      | 20,346             | 29,502              | 24,002               | 24,002              |
| Emerald Shores Street Lighting MSBU             | 40,116             | 46,200              | 46,200               | 46,200              |
| Estates at Griffith Park Street Lighting MSBU   | 2,149              | 2,495               | 2,495                | 2,495               |
| Floridian, Phase I Street Lighting MSBU         | 5,787              | 6,270               | 6,490                | 6,490               |
| Floridian, Phase II Street Lighting MSBU        | 2,157              | 2,508               | 2,508                | 2,508               |
| Forest Creek Street Lighting MSBU               | 7,599              | 8,066               | 8,066                | 8,066               |
| Glen Moor Street Lighting MSBU                  | 3,873              | 4,457               | 4,730                | 4,730               |
| Glen Moor Trail, Phase III Street Lighting MSBU | 2,282              | 2,365               | 2,420                | 2,420               |
| Glenview Street Lighting MSBU                   | 8,289              | 8,690               | 8,690                | 8,690               |
| Glenwood Street Lighting MSBU                   | 2,902              | 3,084               | 3,084                | 3,084               |

FUND: 177 - MSBU Assessment Program Fund  
 FUNCTION Physical Environment  
 ACTIVITY: Electric Utility Services

DEPARTMENT: Management & Budget Services  
 DIVISION: Office of Management & Budget  
 COST CENTER: Road Assessment Program

| Title   | Actual<br>FY 18-19 | Adopted<br>FY 19-20 | Proposed<br>FY 20-21 | Adopted<br>FY 20-21 |
|---|--------------------|---------------------|----------------------|---------------------|
| Grand Cayman, Phase II Street Lighting MSBU         | 1,469              | 1,676               | 1,676                | 1,676               |
| Grand Cedars Reserve Street Lighting MSBU           | 3,773              | 4,153               | 4,153                | 4,153               |
| Grande Lagoon Street Lighting MSBU                  | 25,077             | 26,620              | 26,620               | 26,620              |
| Grande Oaks, Addition I Street Lighting MSBU        | 12,498             | 13,420              | 13,420               | 13,420              |
| Graystone Estates P2 Street Lighting                | 0                  | 0                   | 23,934               | 23,934              |
| Hanley Downs Street Lighting MSBU                   | 4,111              | 4,400               | 4,400                | 4,400               |
| Hanna's Terrace Street Lighting MSBU                | 469                | 2,090               | 1,419                | 1,419               |
| Heritage Oaks Street Lighting MSBU                  | 1,370              | 1,494               | 1,494                | 1,494               |
| Heritage Woods Street Lighting MSBU                 | 4,381              | 4,806               | 4,806                | 4,806               |
| Heron Bayou Street Lighting MSBU                    | 5,807              | 6,578               | 6,578                | 6,578               |
| Herrington Place Street Lighting MSBU               | 5,752              | 6,215               | 6,215                | 6,215               |
| Hickory Hills Street Lighting MSBU                  | 1,226              | 1,349               | 1,349                | 1,349               |
| Hidden Lakes Estates Street Lighting MSBU           | 5,299              | 5,782               | 5,782                | 5,782               |
| High Springs Street Lighting MSBU                   | 1,014              | 1,186               | 1,186                | 1,186               |
| Highlands Street Lighting MSBU                      | 2,329              | 2,698               | 2,698                | 2,698               |
| Huntington Street Lighting MSBU                     | 12,672             | 3,597               | 3,927                | 3,927               |
| Indian Lake Street Lighting MSBU                    | 4,894              | 5,610               | 5,610                | 5,610               |
| Innerarity Island Road Paving MSBU                  | 1,286              | 64,203              | 0                    | 0                   |
| Ironhorse Street Lighting MSBU                      | 1,753              | 1,980               | 1,980                | 1,980               |
| Johnstone Street Lighting MSBU                      | 822                | 900                 | 900                  | 900                 |
| Kings Ridge Street Lighting MSBU                    | 2,311              | 2,373               | 2,373                | 2,373               |
| Lake Estelle Street Lighting MSBU                   | 6,822              | 7,348               | 7,590                | 7,590               |
| Lakes of Carrington Street Lighting MSBU            | 10,024             | 13,093              | 12,100               | 12,100              |
| Las Brisas Street Lighting MSBU                     | 13,216             | 15,180              | 15,180               | 15,180              |
| Legacy Oaks Street Lighting MSBU                    | 6,168              | 7,205               | 7,205                | 7,205               |
| Li Fair Street Lighting MSBU                        | 6,343              | 7,260               | 7,260                | 7,260               |
| Lillian Woods Street Lighting MSBU                  | 15,152             | 16,903              | 16,903               | 16,903              |
| Lincoln Park (LOK) Street Lighting MSBU             | 38,680             | 42,900              | 42,900               | 42,900              |
| Logan Place Street Lighting MSBU                    | 9,045              | 9,900               | 9,900                | 9,900               |
| Los Suenos Street Lighting                          | 0                  | 0                   | 18,542               | 18,542              |
| Lost Creek Street Lighting MSBU                     | 3,156              | 3,630               | 3,630                | 3,630               |
| Madison Place Street Lighting MSBU                  | 3,995              | 4,226               | 4,226                | 4,226               |
| Magnolia Lakes Estates Street Lighting MSBU         | 15,293             | 16,258              | 16,258               | 16,258              |
| Magnolia Lakes Estates, Unit 5 Street Lighting MSBU | 4,196              | 4,620               | 4,620                | 4,620               |
| Majestic Oaks Street Lighting MSBU                  | 2,392              | 3,553               | 2,860                | 2,860               |
| Makenna Estates Street Lighting                     | 0                  | 0                   | 13,416               | 13,416              |
| Manchester Street Lighting MSBU                     | 11,628             | 8,817               | 9,130                | 9,130               |
| Maple Oaks Street Lighting MSBU                     | 3,958              | 4,510               | 4,510                | 4,510               |
| Maple Oaks West Ph2 Street Lighting MSBU            | 4,049              | 4,488               | 4,488                | 4,488               |
| Marcus Pointe Villas Street Lighting MSBU           | 7,886              | 8,580               | 8,580                | 8,580               |
| Mayfair Street Lighting MSBU                        | 52,091             | 58,300              | 58,300               | 58,300              |
| McArthur Lane Street Lighting MSBU                  | 1,252              | 1,342               | 1,342                | 1,342               |
| Millview Estates II Street Lighting MSBU            | 1,564              | 1,747               | 1,747                | 1,747               |
| Millview Estates Street Lighting MSBU               | 3,096              | 3,499               | 3,499                | 3,499               |
| Mirabelle Street Lighting MSBU                      | 10,205             | 11,443              | 11,443               | 11,443              |
| Oakhills Estates Street Lighting MSBU               | 4,583              | 4,984               | 4,984                | 4,984               |
| Osceola Street Lighting MSBU                        | 15,863             | 18,370              | 18,370               | 18,370              |
| Osprey Street Lighting MSBU                         | 1,066              | 1,305               | 1,305                | 1,305               |
| Patriot Place Street Lighting MSBU                  | 1,041              | 946                 | 1,023                | 1,023               |
| Perdido Bay Street Lighting MSBU                    | 12,586             | 14,960              | 14,960               | 14,960              |
| Perdido Estates Street Lighting MSBU                | 3,055              | 3,499               | 3,499                | 3,499               |
| Private Improvement MSBU                            | 23,100             | 165,000             | 165,000              | 165,000             |
| Providence Manor II Street Lighting MSBU            | 3,410              | 3,850               | 3,850                | 3,850               |
| Providence Manor Street Lighting MSBU               | 2,673              | 2,970               | 2,970                | 2,970               |
| Quail Run/Candlestick Street Lighting MSBU          | 19,359             | 17,820              | 18,040               | 18,040              |
| Reserves  | 0                  | 20,000              | 30,000               | 30,000              |
| Ridgefield Street Lighting MSBU                     | 7,308              | 8,360               | 9,020                | 9,020               |
| River Gardens III Street Lighting MSBU              | 5,780              | 6,218               | 6,218                | 6,218               |
| River Gardens Street Lighting MSBU                  | 5,099              | 5,634               | 5,634                | 5,634               |
| River Oaks Landing Street Lighting MSBU             | 1,586              | 1,807               | 1,807                | 1,807               |
| Robert's Ridge Street Lighting MSBU                 | 6,733              | 8,415               | 8,415                | 8,415               |
| Robinson's Mill Street Lighting MSBU                | 7,976              | 8,800               | 8,800                | 8,800               |
| Rosewood Estates Street Lighting MSBU               | 2,369              | 2,750               | 2,750                | 2,750               |



FUND: 177 - MSBU Assessment Program Fund  
 FUNCTION Physical Environment  
 ACTIVITY: Electric Utility Services

DEPARTMENT: Management & Budget Services  
 DIVISION: Office of Management & Budget  
 COST CENTER: Road Assessment Program

| Title  | Actual<br>FY 18-19  | Adopted<br>FY 19-20 | Proposed<br>FY 20-21 | Adopted<br>FY 20-21 |
|--|---------------------|---------------------|----------------------|---------------------|
| Sandy Creek Street Lighting MSBU                       | 486                 | 546                 | 546                  | 546                 |
| Saverna Park Street Lighting MSBU                      | 17,506              | 18,040              | 18,040               | 18,040              |
| Scenic Hills Country Club Estates Street Lighting MSBU | 10,093              | 11,272              | 11,272               | 11,272              |
| Scenic Hills North Street Lighting MSBU                | 2,806               | 3,135               | 3,135                | 3,135               |
| Seagrass Street Lighting MSBU                          | 0                   | 9,779               | 5,390                | 5,390               |
| Siquenza Cove Dredging MSBU--no assessment             | 0                   | 0                   | 0                    | 0                   |
| Sonoma Ridge Street Lighting                           | 0                   | 0                   | 8,085                | 8,085               |
| South Gulf Manor Street Lighting MSBU                  | 5,370               | 6,181               | 6,181                | 6,181               |
| Southwoods Street Lighting MSBU                        | 10,580              | 10,450              | 10,450               | 10,450              |
| Sugar Creek Street Lighting MSBU                       | 1,509               | 1,661               | 1,661                | 1,661               |
| Summerfield Street Lighting MSBU                       | 4,408               | 9,653               | 5,830                | 5,830               |
| Sunset Oaks Street Lighting MSBU                       | 1,275               | 1,386               | 1,386                | 1,386               |
| Tahisco Grove Street Lighting MSBU                     | 2,092               | 2,310               | 2,310                | 2,310               |
| Tanglewood Street Lighting MSBU                        | 1,116               | 6,119               | 4,070                | 4,070               |
| Tarkiln Bayou Street Lighting MSBU                     | 2,860               | 3,036               | 3,036                | 3,036               |
| Tarkiln Oaks Street Lighting MSBU                      | 2,122               | 2,310               | 2,310                | 2,310               |
| Tiffany Street Lighting MSBU                           | 457                 | 531                 | 531                  | 531                 |
| Turnberry Street Lighting MSBU                         | 2,030               | 2,170               | 2,170                | 2,170               |
| Turner's Meadow Street Lighting MSBU                   | 2,049               | 2,373               | 2,373                | 2,373               |
| Twenty One Oaks Street Lighting MSBU                   | 1,885               | 8,415               | 5,445                | 5,445               |
| Twin Oaks Street Lighting MSBU                         | 7,227               | 8,250               | 8,250                | 8,250               |
| Twin Pines II Street Lighting MSBU                     | 2,111               | 1,595               | 1,749                | 1,749               |
| Twin Pines Street Lighting MSBU                        | 1,508               | 1,705               | 1,705                | 1,705               |
| Twin Spires Street Lighting MSBU                       | 2,589               | 2,860               | 2,860                | 2,860               |
| Upland Woods Street Lighting                           | 0                   | 0                   | 1,948                | 1,948               |
| Valkyry Way Road/Drainage Improvement MSBU             | 0                   | 0                   | 0                    | 0                   |
| Vizcaya Street Street Lighting MSBU                    | 2,716               | 3,190               | 3,190                | 3,190               |
| Waterford Place Street lighting MSBU                   | 2,830               | 3,190               | 3,190                | 3,190               |
| Weather Stone Street Lighting MSBU                     | 3,411               | 3,982               | 3,982                | 3,982               |
| Weekley Bayou Dredging MSBU                            | 0                   | 0                   | 0                    | 0                   |
| West Ridge Place Street Lighting MSBU                  | 3,497               | 3,740               | 3,960                | 3,960               |
| West Roberts Estates Street Lighting MSBU              | 8,372               | 9,101               | 9,101                | 9,101               |
| Westernmark Street Lighting MSBU                       | 1,523               | 2,860               | 2,530                | 2,530               |
| Westfield Street Lighting MSBU                         | 1,442               | 1,542               | 1,542                | 1,542               |
| Wetherby Cove Street Lighting MSBU                     | 2,693               | 3,025               | 3,025                | 3,025               |
| Whisper Way Street Lighting MSBU                       | 3,927               | 4,730               | 4,730                | 4,730               |
| Wilde Lakes Street Lighting MSBU                       | 1,183               | 1,359               | 1,359                | 1,359               |
| Willow Tree Acres Street Lighting MSBU                 | 2,506               | 2,684               | 2,684                | 2,684               |
| Windsong Street Street Lighting MSBU                   | 1,893               | 2,200               | 2,200                | 2,200               |
| Woodbridge Manor Street Lighting MSBU                  | 4,427               | 4,745               | 4,745                | 4,745               |
| Woodlands Street Lighting MSBU                         | 3,680               | 4,171               | 4,171                | 4,171               |
| Woodridge Street Lighting MSBU                         | 2,771               | 3,300               | 3,300                | 3,300               |
| Woodside Estates Street Lighting MSBU                  | 11,893              | 12,595              | 12,595               | 12,595              |
| Ziglar Ridge Street Lighting MSBU                      | 3,766               | 3,982               | 3,982                | 3,982               |
| <b>TOTAL BUDGET</b>                                    | <b>\$ 1,069,057</b> | <b>\$ 1,841,433</b> | <b>\$ 1,306,375</b>  | <b>\$ 1,306,375</b> |
| <b>RESOURCES</b>                                       |                     |                     |                      |                     |
| MSBU Fund Revenues                                     | \$ 1,069,057        | \$ 1,841,433        | \$ 1,306,375         | \$ 1,306,375        |
| <b>TOTAL REVENUES</b>                                  | <b>\$ 1,069,057</b> | <b>\$ 1,841,433</b> | <b>\$ 1,306,375</b>  | <b>\$ 1,306,375</b> |

FUND: 001 - General  
 FUNCTION: General Government  
 ACTIVITY: Finance and Administrative

DEPARTMENT: Management & Budget Services  
 DIVISION: Health Department  
 COST CENTER: 360301 - Health Department

| Account   | Title                                   | Actual<br>FY 18-19 | Adopted<br>FY 19-20' | Proposed<br>FY 20-21 | Adopted<br>FY 20-21 |
|-----------|---|--------------------|----------------------|----------------------|---------------------|
| 51101     | Executive Salaries                      | \$ 0               | \$ 0                 | \$ 0                 | 0                   |
| 51201     | Regular Salaries & Wages                | 0                  | 0                    | 0                    | 0                   |
| 51301     | Other Salaries & Wages                  | 0                  | 0                    | 0                    | 0                   |
| 51401     | Overtime                                | 0                  | 0                    | 0                    | 0                   |
| 51501     | Special pay                             | 0                  | 0                    | 0                    | 0                   |
| 52101     | FICA Taxes                              | 0                  | 0                    | 0                    | 0                   |
| 52201     | Retirement Contributions                | 0                  | 0                    | 0                    | 0                   |
| 52301     | Life & Health Insurance                 | 0                  | 0                    | 0                    | 0                   |
| 52401     | Workers' Compensation                   | 0                  | 0                    | 0                    | 0                   |
| 52501     | Unemployment Compensation               | 0                  | 0                    | 0                    | 0                   |
|           | PERSONNEL COSTS                         | 0                  | 0                    | 0                    | 0                   |
| 53101     | Professional Services                   | 0                  | 0                    | 0                    | 0                   |
| 53201     | Accounting & Auditing                   | 0                  | 0                    | 0                    | 0                   |
| 53301     | Court Reporter Services                 | 0                  | 0                    | 0                    | 0                   |
| 53401     | Other Contractual Services              | 0                  | 0                    | 0                    | 0                   |
| 53501     | Investigations                          | 0                  | 0                    | 0                    | 0                   |
| 53601     | Pension Benefits                        | 0                  | 0                    | 0                    | 0                   |
| 54001     | Travel & Per Diem                       | 0                  | 0                    | 0                    | 0                   |
| 54101     | Communications                          | 0                  | 0                    | 0                    | 0                   |
| 54201     | Freight & Postage Services              | 0                  | 0                    | 0                    | 0                   |
| 54301     | Utility Services                        | 0                  | 0                    | 0                    | 0                   |
| 54401     | Rentals & Leases                        | 0                  | 0                    | 0                    | 0                   |
| 54501     | Insurance                               | 0                  | 0                    | 0                    | 0                   |
| 54601     | Repair & Maintenance Services           | 0                  | 0                    | 0                    | 0                   |
| 54701     | Printing & Binding                      | 0                  | 0                    | 0                    | 0                   |
| 54801     | Promotional Activities                  | 0                  | 0                    | 0                    | 0                   |
| 54901     | Other Current Charges & Obligations     | 0                  | 0                    | 0                    | 0                   |
| 54931     | Host Account                            | 0                  | 0                    | 0                    | 0                   |
| 55101     | Office Supplies                         | 0                  | 0                    | 0                    | 0                   |
| 55201     | Operating Supplies                      | 0                  | 0                    | 0                    | 0                   |
| 55301     | Road Materials & Supplies               | 0                  | 0                    | 0                    | 0                   |
| 55401     | Books, Pubs, & Subs                     | 0                  | 0                    | 0                    | 0                   |
| 55501     | Training & Registrations                | 0                  | 0                    | 0                    | 0                   |
| 55801     | Bad Debt                                | 0                  | 0                    | 0                    | 0                   |
| 55901     | Depreciation                            | 0                  | 0                    | 0                    | 0                   |
|           | OPERATING COSTS                         | 0                  | 0                    | 0                    | 0                   |
| 56101     | Land                                    | 0                  | 0                    | 0                    | 0                   |
| 56201     | Buildings                               | 0                  | 0                    | 0                    | 0                   |
| 56301     | Improvements Other Than Buildings       | 0                  | 0                    | 0                    | 0                   |
| 56401     | Machinery & Equipment                   | 0                  | 0                    | 0                    | 0                   |
| 56501     | Construction in Progress                | 0                  | 0                    | 0                    | 0                   |
| 56601     | Books, Publications & Library Materials | 0                  | 0                    | 0                    | 0                   |
|           | CAPITAL OUTLAY                          | 0                  | 0                    | 0                    | 0                   |
| 57101     | Principal                               | 0                  | 0                    | 0                    | 0                   |
| 57201     | Interest                                | 0                  | 0                    | 0                    | 0                   |
| 57301     | Other Debt Service Costs                | 0                  | 0                    | 0                    | 0                   |
|           | DEBT SERVICE                            | 0                  | 0                    | 0                    | 0                   |
| 58101     | Aids to Governmental Agencies           | 337,649            | 337,649              | 337,649              | 337,649             |
| 58201     | Aids to Private Organizations           | 0                  | 0                    | 0                    | 0                   |
| 58301     | Other Grants and Aids                   | 0                  | 0                    | 0                    | 0                   |
|           | GRANTS AND AIDS                         | 337,649            | 337,649              | 337,649              | 337,649             |
| 59101     | Transfers                               | 0                  | 0                    | 0                    | 0                   |
| 59801     | Reserves                                | 0                  | 0                    | 0                    | 0                   |
|           | NON-OPERATING COSTS                     | 0                  | 0                    | 0                    | 0                   |
|           | TOTAL BUDGET                            | \$ 337,649         | \$ 337,649           | \$ 337,649           | \$ 337,649          |
| RESOURCES |   |                    |                      |                      |                     |
|           | General Fund Revenues                   | \$ 337,649         | \$ 337,649           | \$ 337,649           | \$ 337,649          |
|           | TOTAL REVENUES                          | \$ 337,649         | \$ 337,649           | \$ 337,649           | \$ 337,649          |

# MASS TRANSIT DEPARTMENT



**T**he Escambia County Mass Transit Department operates a safe, reliable public transportation system that effectively and efficiently accommodates existing and future mobility needs, stimulates economic development and strengthens communities as identified through ongoing outreach to Escambia County's residents, visitors and businesses.

# Objectives

The Mass Transit Department is the county's public transportation system, which includes Escambia County Area Transit and Escambia County Community Transportation. Escambia County is designated as the Community Transportation Coordinator by the Florida Commission for the Transportation Disadvantaged. As the local Community Transportation Coordinator, Escambia County contracts ECCT to provide the Complementary Paratransit Service in compliance with the Americans with Disabilities Act and Florida Department of Transportation's Urbanized Area Transportation.

- Mass Transit is subsidized by the four-cent gas tax and passenger fares. Operating and Capital Grant funding assistance are received Florida Department of Transportation, Federal Transit Administration, Florida Commission for the Transportation Disadvantaged, and other entities
- ECAT encompasses the daily bus routes to area locales as well as the complementary Paratransit Service in compliance with the Americans with Disabilities Act and the Urbanized Area
- ECAT also provides maintenance services to non-transit vehicles and other county vehicles
- Mass Transit supports the Mass Transit Advisory Committee (MTAC) by preparing agendas/minutes and tracking actions items
- Escambia County, through an Interlocal Agreement with the City of Pensacola, is responsible for management and maintenance of all bus stops within the City of Pensacola. This is in addition to all bus stops already being managed and maintained within Escambia County

## The objectives of the Mass Transit Department are to:

- Enhance efficient service delivery for existing and potential customers to meet demand for transit services in Escambia County
- Maintain and expand adequate capital infrastructure to ensure vehicles, facilities, customer amenities and bus stops achieve the highest standard of accessibility and comfort
- Develop a comprehensive marketing, communications and media relations program to effectively promote transit's image, increase awareness and provide updated route information materials to the public
- Evaluate and participate in community activities and initiatives as they relate to public transit in future plans
- Maximize safety and security for all transit services and facilities
- Ensure prudent public stewardship of financial resources and secure additional funding for system maintenance and improvements
- Pursue regional transportation needs with surrounding counties and the overall Pensacola urbanized area



# Accomplishments

- ▶ New director and deputy director hired
- ▶ Preventable accidents decreased by 19% with a total of four for the fiscal year
- ▶ Purchase three new cutaway vehicles for use in the ECCT paratransit service
- ▶ Worker's Compensation Claims decreased by 79% with a total of five for the fiscal year
- ▶ Safety & Security Department completed installation and upgrade of additional building cameras to enable more coverage and higher quality video
- ▶ ECAT building and grounds staff rehabbed 20 bus stop benches and two shelters to make them ADA compliant
- ▶ Anticipated bus bench and shelter advertising revenues for FY19 - 20 \$372K
- ▶ Maintenance Department replaced vehicle engine, which extends the life of the vehicles

## FUNDING PRIORITIES FY 2020 – 21

| Major Issues Funded  | Amount             |
|--|--------------------|
| <b>OPERATIONS</b>  |                    |
| Repayment of General Fund Loan   | <b>\$2,000,000</b> |
| Department reorganization to increase efficiencies and better align duties for staff.  |                    |
| Reinstate the “Million Mile Award” Program. An operator qualifies after driving over 1 million miles accident - free.  |                    |
| Increase route optimization and research and planning for diversified fleet and route structure.   |                    |
| Major TDP update is done in conjunction with FL-AL TPO. (\$40K) required major TDP update to FDOT every five years   | <b>\$200,000</b>   |
| Add electronic time-keeping (Kronos) system  |                    |
| <b>CAPITAL</b>   |                    |
| Fixed route operations software - for scheduling, run-cutting, performance dashboard and operational efficiencies.   | <b>\$800,000</b>   |
| Passenger information technology - use GPS data to fully integrate digital signage, rider alerts, and mobile app.  | <b>\$250,000</b>   |
| Paratransit scheduling software- improve data analysis and contractor monitoring oversight.  | <b>\$180,000</b>   |
| Bus interior vacuum cleaning system - add commercial high-powered vacuuming and air filtration system. It will increase time savings by 55% instead of staff manually vacuuming. | <b>\$300,000</b>   |
| Replace ECAT buses on the capital plan   |                    |





## Performance Measures

|                                | FY 2018 / 2019<br>Actual | FY 2019 / 2020<br>Goal | FY 2019 / 2020<br>Actual | FY 2020 / 2021<br>Goal |
|--------------------------------|--------------------------|------------------------|--------------------------|------------------------|
| <b>ECAT – FIXED ROUTE</b>      |                          |                        |                          |                        |
| Farebox Recovery Ratio         | 11%                      | 12%                    | 10.49%                   | 12%                    |
| On-Time Performance            | 89.3%                    | 95%                    |                          | 90%                    |
| <b>ECCT – DEMAND RESPONSE*</b> |                          |                        |                          |                        |
| On-Time Performance            | 94%                      | 90%                    | 95%                      | 90%                    |
| Passenger Per Hour             | 1                        | 2                      | 1                        | 2                      |

\*Note- fiscal year is July 1 to June 30



## Benchmark Data

|  | Escambia County FY21 | Benchmark FY21 |
|--|----------------------|----------------|
| Operating Expenses Per Revenue Mile            | \$6.13               | \$6.99         |
| Operating Expenses Per Vehicle Revenue Hour    | \$91.10              | \$133.18       |
| Operating Expenses Per Passenger Mile          | \$1.37               | \$1.26         |
| Operating Expenses Per unlinked Passenger Trip | \$6.13               | \$4.68         |
| Unlinked Trips per Vehicle Revenue Mile        | 1.10                 | 1.9            |
| Unlinked Trips per Vehicle Revenue Hour        | 13.4                 | 28.6           |
| Passenger Miles per Vehicle Mile               | 4.47                 | 9              |
| Ridership Density (passenger trips per capita) | 5.98                 | 5.16           |

Sources: 2018 NTD Annual Reports. [www.transit.dot.gov](http://www.transit.dot.gov).



## Advisory Boards

Mass Transit Advisory Committee (MTAC)- The Board of County Commissioners reinstated the MTAC at the December 6, 2018, Escambia County Area Transit Authority Meeting. MTAC has not had a meeting since January 2020 due to COVID-19.

MTAC meetings have been suspended due to social distancing restrictions put in place to limit the spread of COVID-19. The last MTAC meeting was held Jan. 22, 2020.



## Statutory Responsibilities

Chapter 53 of Title 49, United States Code  
 Escambia County Comprehensive Plan-Mass Transit Element Section 8.03  
 Escambia County Ordinance 2018-8  
 Florida Public Transit Act-Florida Statute 341.011-341.061  
 Transportation Services (Transportation Disadvantaged)-Florida Statute 427-011-427017  
 Annual Federal Certifications and Assurances



## Significant Changes for FY 2020 - 21

- The Mass Transit department will issue an RFP to buy fixed-route scheduling software to aid in improving the efficiencies related to preparing bus operator schedules
- The COVID-19 pandemic has shown the need for a bus vacuum system. The bus vacuum system will support an efficient method of cleaning the buses in the fixed route fleet
- In partnership with the Facilities Department, Mass Transit will install driver protection safety shields in all vehicles that carry passengers
- Updates to bus stop signage, benches and shelters will continue as recommended by the bus stop accessibility study prepared by the Emerald Coast Regional Council to assist in ensuring that the Mass Transit Department has a clear path to bringing all bus stops into ADA compliance
- Mass Transit will buy and install five new bus stop shelters
- Continue to review route performance with a goal to total route optimization



## Goals

The Mass Transit Division's goal is to operate a safe, reliable public transportation system that effectively and efficiently accommodates existing / future mobility needs, stimulates economic development and strengthens communities as identified through ongoing outreach to Escambia County's residents, visitors and businesses.

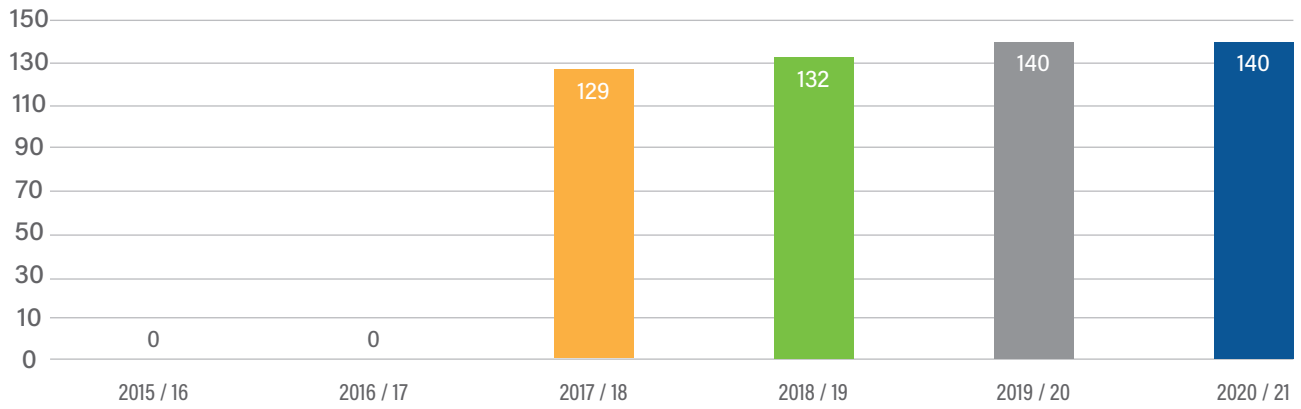


**STAFFING ALLOCATION**

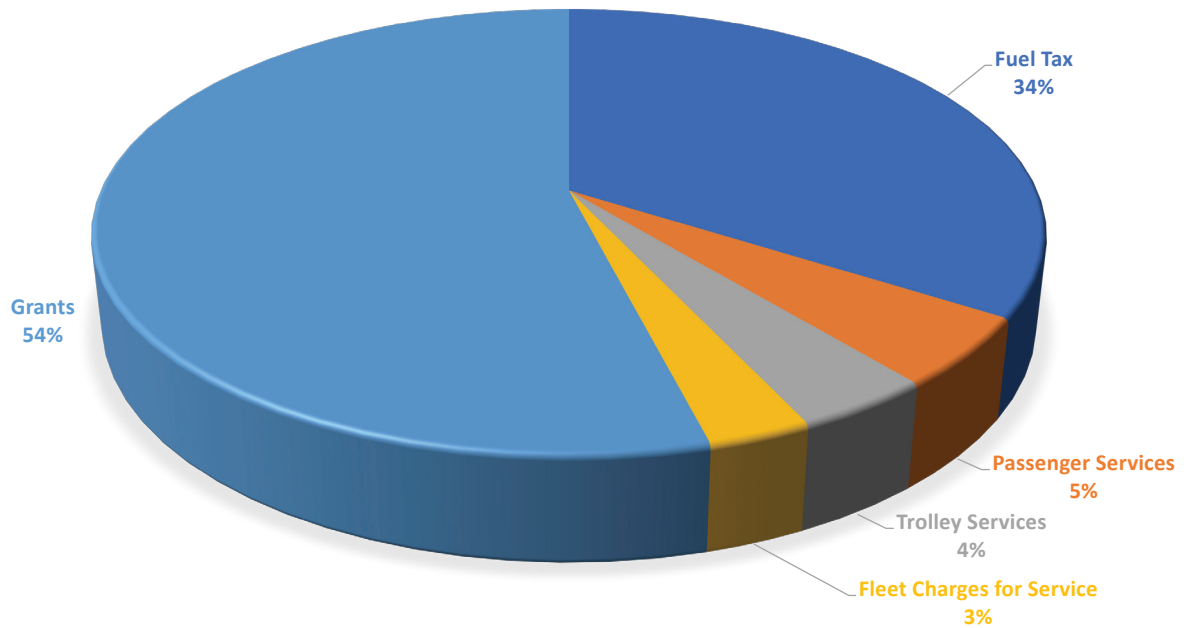
| Position Classification          | Pay Grade | 2018-19 Adopted | 2019-20 Adopted | 2020-21 Adopted |
|----------------------------------|-----------|-----------------|-----------------|-----------------|
| Mass Transit                     |           |                 |                 |                 |
| Accounting Manager               | C51       | 1               | 1               | 1               |
| Accounting Technician            | B21       | 2               | 2               | 2               |
| Administrative Assistant         | B22       | 2               | 2               | 2               |
| Department Director II           | E82       | 1               | 1               | 1               |
| Deputy Director                  | D63       | 0               | 0               | 1               |
| Fleet Maintenance Supervisor     | B31       | 2               | 2               | 2               |
| Maintenance Technician           | B22       | 1               | 1               | 1               |
| Maintenance Worker               | B21       | 2               | 2               | 2               |
| Office Support Assistant         | A11       | 1               | 1               | 1               |
| Storekeeper/Warehouse Supervisor | B22       | 1               | 1               | 1               |
| Transit Bus Operator             | TBD       | 70              | 70              | 70              |
| Transit Cleaner                  | TBD       | 2               | 2               | 2               |
| Transit Customer Service Rep     | TBD       | 4               | 4               | 4               |
| Transit Customer Service Supv    | B22       | 1               | 1               | 1               |
| Transit Fleet Maintenance Mgr    | C43       | 1               | 1               | 1               |
| Transit Program Manager Ops      | C43       | 1               | 1               | 1               |
| Transit Program Manager Safety   | C43       | 1               | 1               | 1               |
| Transit Fleet Maintenance Tech   | TBD       | 13              | 13              | 13              |
| Transit Fueler                   | TBD       | 2               | 2               | 2               |
| Transit Facility Maintenance Mgr | D63       | 1               | 1               | 1               |
| Transit PT Bus Operator          | TBD       | 7               | 15              | 15              |
| Transit Supervisor               | B32       | 7               | 7               | 7               |
| UWF Trolley Operators            |           | 9               | 9               | 9               |
| <b>DEPARTMENT TOTAL</b>          |           | <b>132</b>      | <b>140</b>      | <b>140</b>      |



# Employees



# Revenue Funding: \$14M



FUND: 104 - Mass Transit  
 FUNCTION: Transportation  
 ACTIVITY: Transit Systems

DEPARTMENT: Mass Transit  
 DIVISION: Mass Transit  
 COST CENTER: 320408 - Administration

| Account   | Title  | Actual<br>FY 18-19 | Adopted<br>FY 19-20 | Proposed<br>FY 20-21 | Adopted<br>FY 20-21 |
|-----------|--|--------------------|---------------------|----------------------|---------------------|
| 51101     | Executive Salaries                               | \$ 0               | \$ 0                | \$ 0                 | 0                   |
| 51201     | Regular Salaries & Wages                         | 285,533            | 348,935             | 320,938              | 320,938             |
| 51301     | Other Salaries & Wages                           | 0                  | 0                   | 0                    | 0                   |
| 51401     | Overtime   | 8,425              | 0                   | 0                    | 0                   |
| 51501     | Special pay                                      | 1,980              | 3,840               | 4,800                | 4,800               |
| 52101     | FICA Taxes                                       | 22,671             | 26,987              | 24,919               | 24,919              |
| 52201     | Retirement Contributions                         | 30,802             | 44,148              | 49,339               | 49,339              |
| 52301     | Life & Health Insurance                          | 71,712             | 74,000              | 66,200               | 66,200              |
| 52401     | Workers' Compensation                            | 678                | 488                 | 1,393                | 1,393               |
| 52501     | Unemployment Compensation                        | 0                  | 0                   | 0                    | 0                   |
|           | PERSONNEL COSTS                                  | <u>421,801</u>     | <u>498,398</u>      | <u>467,589</u>       | <u>467,589</u>      |
| 53101     | Professional Services                            | 20,393             | 0                   | 0                    | 0                   |
| 53201     | Accounting & Auditing                            | 0                  | 0                   | 0                    | 0                   |
| 53301     | Court Reporter Services                          | 0                  | 0                   | 0                    | 0                   |
| 53401     | Other Contractual Services                       | 0                  | 0                   | 0                    | 0                   |
| 53501     | Investigations                                   | 0                  | 0                   | 0                    | 0                   |
| 53601     | Pension Benefits                                 | 0                  | 0                   | 0                    | 0                   |
| 54001     | Travel & Per Diem                                | 3,761              | 6,000               | 12,000               | 12,000              |
| 54101     | Communications                                   | 3,882              | 2,400               | 14,040               | 14,040              |
| 54201     | Postage & Freight                                | 37                 | 600                 | 3,600                | 3,600               |
| 54301     | Utility Services                                 | 0                  | 0                   | 0                    | 0                   |
| 54401     | Rentals & Leases                                 | 149                | 936                 | 936                  | 936                 |
| 54501     | Insurance  | 78                 | 411                 | 470                  | 470                 |
| 54601     | Repair & Maintenance Services                    | 1,431              | 5,960               | 960                  | 960                 |
| 54701     | Printing & Binding                               | 122                | 0                   | 0                    | 0                   |
| 54801     | Promotional Activities                           | 18,362             | 54,550              | 108,650              | 108,650             |
| 54901     | Other Current Charges & Obligations              | 7,474              | 6,000               | 12,000               | 12,000              |
| 54905     | Legal Advertising                                | 536                | 1,500               | 8,400                | 8,400               |
| 55101     | Office Supplies                                  | 12,542             | 24,000              | 24,000               | 24,000              |
| 55201     | Operating Supplies                               | 14,655             | 0                   | 9,200                | 9,200               |
| 55204     | Fuel   | 0                  | 480                 | 0                    | 0                   |
| 55401     | Books, Publications, Subscriptions & Memberships | 195                | 12,175              | 8,000                | 8,000               |
| 55501     | Training & Registrations                         | 100                | 3,000               | 3,000                | 3,000               |
| 55801     | Bad Debt   | 0                  | 0                   | 0                    | 0                   |
| 55901     | Depreciation                                     | 0                  | 0                   | 0                    | 0                   |
|           | OPERATING COSTS                                  | <u>83,717</u>      | <u>118,012</u>      | <u>205,256</u>       | <u>205,256</u>      |
| 56101     | Land   | 0                  | 0                   | 0                    | 0                   |
| 56201     | Buildings  | 0                  | 0                   | 0                    | 0                   |
| 56301     | Improvements Other Than Buildings                | 0                  | 0                   | 0                    | 0                   |
| 56401     | Machinery & Equipment                            | 0                  | 0                   | 0                    | 0                   |
| 56501     | Construction in Progress                         | 0                  | 0                   | 0                    | 0                   |
| 56601     | Books, Publications & Library Materials          | 0                  | 0                   | 0                    | 0                   |
|           | CAPITAL OUTLAY                                   | <u>0</u>           | <u>0</u>            | <u>0</u>             | <u>0</u>            |
| 57101     | Principal  | 0                  | 0                   | 0                    | 0                   |
| 57201     | Interest   | 0                  | 0                   | 0                    | 0                   |
| 57301     | Other Debt Service Costs                         | 0                  | 0                   | 0                    | 0                   |
|           | DEBT SERVICE                                     | <u>0</u>           | <u>0</u>            | <u>0</u>             | <u>0</u>            |
| 58101     | Aids to Governmental Agencies                    | 26,122             | 0                   | 0                    | 0                   |
| 58201     | Aids to Private Organizations                    | 0                  | 0                   | 0                    | 0                   |
| 58301     | Other Grants and Aids                            | 0                  | 0                   | 0                    | 0                   |
|           | GRANTS AND AIDS                                  | <u>26,122</u>      | <u>0</u>            | <u>0</u>             | <u>0</u>            |
| 59101     | Transfers  | 0                  | 0                   | 0                    | 0                   |
| 59801     | Reserves   | 0                  | 0                   | 0                    | 0                   |
|           | NON-OPERATING COSTS                              | <u>0</u>           | <u>0</u>            | <u>0</u>             | <u>0</u>            |
|           | TOTAL BUDGET                                     | <u>\$ 531,639</u>  | <u>\$ 616,410</u>   | <u>\$ 672,845</u>    | <u>\$ 672,845</u>   |
| RESOURCES |  |                    |                     |                      |                     |
|           | Mass Transit Fund Revenues                       | \$ 531,639         | \$ 616,410          | \$ 672,845           | \$ 672,845          |
|           | TOTAL REVENUES                                   | <u>\$ 531,639</u>  | <u>\$ 616,410</u>   | <u>\$ 672,845</u>    | <u>\$ 672,845</u>   |

FUND: 104 - Mass Transit  
 FUNCTION: Transportation  
 ACTIVITY: Transit Systems

DEPARTMENT: Mass Transit  
 DIVISION: Mass Transit  
 COST CENTER: 320401 - Operations

| Account   | Title  | Actual<br>FY 18-19  | Adopted<br>FY 19-20 | Proposed<br>FY 20-21 | Adopted<br>FY 20-21 |
|-----------|--|---------------------|---------------------|----------------------|---------------------|
| 51101     | Executive Salaries                               | \$ 0                | \$ 0                | \$ 0                 | 0                   |
| 51201     | Regular Salaries & Wages                         | 3,124,466           | 3,342,809           | 3,153,020            | 3,153,020           |
| 51301     | Other Salaries & Wages                           | 0                   | 210,402             | 345,384              | 345,384             |
| 51401     | Overtime   | 367,236             | 0                   | 0                    | 0                   |
| 51501     | Special pay                                      | 1,200               | 7,200               | 7,200                | 7,200               |
| 52101     | FICA Taxes                                       | 268,891             | 272,365             | 268,162              | 268,162             |
| 52201     | Retirement Contributions                         | 255,630             | 301,590             | 350,548              | 350,548             |
| 52301     | Life & Health Insurance                          | 650,536             | 809,500             | 790,300              | 790,300             |
| 52401     | Workers' Compensation                            | 158,134             | 144,720             | 154,070              | 154,070             |
| 52501     | Unemployment Compensation                        | 0                   | 0                   | 0                    | 0                   |
|           | PERSONNEL COSTS                                  | <u>4,826,094</u>    | <u>5,088,586</u>    | <u>5,068,684</u>     | <u>5,068,684</u>    |
| 53101     | Professional Services                            | 10,411              | 6,375               | 7,500                | 7,500               |
| 53201     | Accounting & Auditing                            | 0                   | 0                   | 0                    | 0                   |
| 53301     | Court Reporter Services                          | 0                   | 0                   | 0                    | 0                   |
| 53401     | Other Contractual Services                       | 74,419              | 79,440              | 52,640               | 52,640              |
| 53404     | Fixed Route Bus Costs                            | 35,184              | 25,000              | 193,818              | 193,818             |
| 53405     | ADA Paratransit Costs                            | 0                   | 0                   | 0                    | 0                   |
| 53406     | Non Sponsored TDAC Contribution                  | 0                   | 0                   | 0                    | 0                   |
| 53407     | Preventative Maint-Fixed                         | 80,580              | 0                   | 0                    | 0                   |
| 53416     | Non-ADA Paratransit                              | 0                   | 0                   | 0                    | 0                   |
| 53501     | Investigations                                   | 0                   | 0                   | 0                    | 0                   |
| 53601     | Pension Benefits                                 | 0                   | 0                   | 0                    | 0                   |
| 54001     | Travel & Per Diem                                | 2,249               | 2,500               | 0                    | 0                   |
| 54101     | Communications                                   | 20,698              | 4,111               | 0                    | 0                   |
| 54201     | Postage & Freight                                | 1,475               | 0                   | 0                    | 0                   |
| 54301     | Utility Services                                 | 72,221              | 86,400              | 86,400               | 86,400              |
| 54401     | Rentals & Leases                                 | 156                 | 0                   | 0                    | 0                   |
| 54501     | Insurance  | 296,103             | 299,489             | 300,000              | 300,000             |
| 54601     | Repair & Maintenance Services                    | 38,348              | 0                   | 12,000               | 12,000              |
| 54606     | Preventative Maintenance                         | 4,404               | 0                   | 0                    | 0                   |
| 54607     | Support Facility Repairs                         | 914                 | 0                   | 0                    | 0                   |
| 54701     | Printing & Binding                               | 21,715              | 32,000              | 44,000               | 44,000              |
| 54801     | Promotional Activities                           | 270                 | 675                 | 0                    | 0                   |
| 54901     | Other Current Charges & Obligations              | 0                   | 5,500               | 23,900               | 23,900              |
| 54905     | Legal Advertising                                | 0                   | 0                   | 0                    | 0                   |
| 55101     | Office Supplies                                  | 1,324               | 0                   | 0                    | 0                   |
| 55201     | Operating Supplies                               | 60,925              | 49,600              | 42,000               | 42,000              |
| 55203     | Computer Equip/Software                          | 624                 | 0                   | 0                    | 0                   |
| 55204     | Fuel   | 734,332             | 710,000             | 720,360              | 720,360             |
| 55232     | Operating Tools                                  | 0                   | 0                   | 0                    | 0                   |
| 55401     | Books, Publications, Subscriptions & Memberships | 7,060               | 0                   | 0                    | 0                   |
| 55501     | Training & Registrations                         | 957                 | 3,600               | 0                    | 0                   |
| 55801     | Bad Debt   | 0                   | 0                   | 0                    | 0                   |
| 55901     | Depreciation                                     | 0                   | 0                   | 0                    | 0                   |
|           | OPERATING COSTS                                  | <u>1,464,369</u>    | <u>1,304,690</u>    | <u>1,482,618</u>     | <u>1,482,618</u>    |
| 56101     | Land   | 0                   | 0                   | 0                    | 0                   |
| 56201     | Buildings  | 0                   | 0                   | 0                    | 0                   |
| 56301     | Improvements Other Than Buildings                | 0                   | 0                   | 0                    | 0                   |
| 56401     | Machinery & Equipment                            | 0                   | 0                   | 0                    | 0                   |
| 56501     | Construction in Progress                         | 0                   | 0                   | 0                    | 0                   |
| 56601     | Books, Publications & Library Materials          | 0                   | 0                   | 0                    | 0                   |
|           | CAPITAL OUTLAY                                   | <u>0</u>            | <u>0</u>            | <u>0</u>             | <u>0</u>            |
| 57101     | Principal  | 0                   | 0                   | 0                    | 0                   |
| 57201     | Interest   | 0                   | 0                   | 0                    | 0                   |
| 57301     | Other Debt Service Costs                         | 0                   | 0                   | 0                    | 0                   |
|           | DEBT SERVICE                                     | <u>0</u>            | <u>0</u>            | <u>0</u>             | <u>0</u>            |
| 58101     | Aids to Governmental Agencies                    | 0                   | 0                   | 0                    | 0                   |
| 58201     | Aids to Private Organizations                    | 0                   | 0                   | 0                    | 0                   |
| 58301     | Other Grants and Aids                            | 0                   | 0                   | 0                    | 0                   |
|           | GRANTS AND AIDS                                  | <u>0</u>            | <u>0</u>            | <u>0</u>             | <u>0</u>            |
| 59101     | Transfers  | 0                   | 0                   | 0                    | 0                   |
| 59801     | Reserves   | 0                   | 272,332             | 0                    | 0                   |
|           | NON-OPERATING COSTS                              | <u>0</u>            | <u>272,332</u>      | <u>0</u>             | <u>0</u>            |
|           | TOTAL BUDGET                                     | <u>\$ 6,290,462</u> | <u>\$ 6,665,608</u> | <u>\$ 6,551,302</u>  | <u>\$ 6,551,302</u> |
| RESOURCES |  |                     |                     |                      |                     |
|           | Mass Transit Fund Revenues                       | \$ 6,290,462        | \$ 6,665,608        | \$ 4,747,137         | \$ 4,747,137        |
|           | Fund Balance                                     | 0                   | 0                   | 1,804,165            | 1,804,165           |
|           | TOTAL REVENUES                                   | <u>\$ 6,290,462</u> | <u>\$ 6,665,608</u> | <u>\$ 6,551,302</u>  | <u>\$ 6,551,302</u> |

FUND: 104 - Mass Transit  
 FUNCTION: Transportation  
 ACTIVITY: Transit Systems

DEPARTMENT: Mass Transit  
 DIVISION: Mass Transit  
 COST CENTER: 320402 - Pensacola Beach Trolley

| Account   | Title  | Actual<br>FY 18-19 | Adopted<br>FY 19-20 | Proposed<br>FY 20-21 | Adopted<br>FY 20-21 |
|-----------|--|--------------------|---------------------|----------------------|---------------------|
| 51101     | Executive Salaries                               | \$ 0               | \$ 0                | \$ 0                 | 0                   |
| 51201     | Regular Salaries & Wages                         | 79,311             | 92,248              | 89,590               | 89,590              |
| 51301     | Other Salaries & Wages                           | 0                  | 0                   | 0                    | 0                   |
| 51401     | Overtime   | 1,132              | 0                   | 0                    | 0                   |
| 51501     | Special pay                                      | 0                  | 521                 | 468                  | 468                 |
| 52101     | FICA Taxes                                       | 4,058              | 7,094               | 6,891                | 6,891               |
| 52201     | Retirement Contributions                         | 4,910              | 8,753               | 9,006                | 9,006               |
| 52301     | Life & Health Insurance                          | 13,442             | 19,900              | 20,000               | 20,000              |
| 52401     | Workers' Compensation                            | 4,799              | 3,807               | 3,165                | 3,165               |
| 52501     | Unemployment Compensation                        | 0                  | 0                   | 0                    | 0                   |
|           | PERSONNEL COSTS                                  | <u>107,653</u>     | <u>132,323</u>      | <u>129,120</u>       | <u>129,120</u>      |
| 53101     | Professional Services                            | 0                  | 0                   | 0                    | 0                   |
| 53201     | Accounting & Auditing                            | 0                  | 0                   | 0                    | 0                   |
| 53301     | Court Reporter Services                          | 0                  | 0                   | 0                    | 0                   |
| 53401     | Other Contractual Services                       | 0                  | 0                   | 0                    | 0                   |
| 53404     | Fixed Route Bus Costs                            | 0                  | 0                   | 0                    | 0                   |
| 53407     | Preventative Maint-Fixed                         | 0                  | 0                   | 0                    | 0                   |
| 53501     | Investigations                                   | 0                  | 0                   | 0                    | 0                   |
| 53601     | Pension Benefits                                 | 0                  | 0                   | 0                    | 0                   |
| 54001     | Travel & Per Diem                                | 0                  | 0                   | 0                    | 0                   |
| 54101     | Communications                                   | 0                  | 0                   | 0                    | 0                   |
| 54201     | Postage & Freight                                | 0                  | 0                   | 0                    | 0                   |
| 54301     | Utility Services                                 | 0                  | 0                   | 0                    | 0                   |
| 54401     | Rentals & Leases                                 | 0                  | 0                   | 0                    | 0                   |
| 54501     | Insurance  | 0                  | 15,592              | 17,928               | 17,928              |
| 54601     | Repair & Maintenance Services                    | 0                  | 0                   | 0                    | 0                   |
| 54606     | Preventative Maintenance                         | 21,560             | 12,000              | 25,000               | 25,000              |
| 54701     | Printing & Binding                               | 0                  | 0                   | 0                    | 0                   |
| 54801     | Promotional Activities                           | 0                  | 0                   | 0                    | 0                   |
| 54901     | Other Current Charges & Obligations              | 0                  | 0                   | 0                    | 0                   |
| 55101     | Office Supplies                                  | 0                  | 0                   | 0                    | 0                   |
| 55201     | Operating Supplies                               | 1,073              | 280                 | 0                    | 0                   |
| 55204     | Fuel   | 13,160             | 19,237              | 20,000               | 20,000              |
| 55401     | Books, Publications, Subscriptions & Memberships | 0                  | 0                   | 0                    | 0                   |
| 55501     | Training & Registrations                         | 0                  | 0                   | 0                    | 0                   |
| 55801     | Bad Debt   | 0                  | 0                   | 0                    | 0                   |
| 55901     | Depreciation                                     | 0                  | 0                   | 0                    | 0                   |
|           | OPERATING COSTS                                  | <u>35,793</u>      | <u>47,109</u>       | <u>62,928</u>        | <u>62,928</u>       |
| 56101     | Land   | 0                  | 0                   | 0                    | 0                   |
| 56201     | Buildings  | 0                  | 0                   | 0                    | 0                   |
| 56301     | Improvements Other Than Buildings                | 0                  | 0                   | 0                    | 0                   |
| 56401     | Machinery & Equipment                            | 0                  | 0                   | 0                    | 0                   |
| 56501     | Construction in Progress                         | 0                  | 0                   | 0                    | 0                   |
| 56601     | Books, Publications & Library Materials          | 0                  | 0                   | 0                    | 0                   |
|           | CAPITAL OUTLAY                                   | <u>0</u>           | <u>0</u>            | <u>0</u>             | <u>0</u>            |
| 57101     | Principal  | 0                  | 0                   | 0                    | 0                   |
| 57201     | Interest   | 0                  | 0                   | 0                    | 0                   |
| 57301     | Other Debt Service Costs                         | 0                  | 0                   | 0                    | 0                   |
|           | DEBT SERVICE                                     | <u>0</u>           | <u>0</u>            | <u>0</u>             | <u>0</u>            |
| 58101     | Aids to Governmental Agencies                    | 0                  | 0                   | 0                    | 0                   |
| 58201     | Aids to Private Organizations                    | 0                  | 0                   | 0                    | 0                   |
| 58301     | Other Grants and Aids                            | 0                  | 0                   | 0                    | 0                   |
|           | GRANTS AND AIDS                                  | <u>0</u>           | <u>0</u>            | <u>0</u>             | <u>0</u>            |
| 59101     | Transfers  | 0                  | 0                   | 0                    | 0                   |
| 59801     | Reserves   | 0                  | 0                   | 0                    | 0                   |
|           | NON-OPERATING COSTS                              | <u>0</u>           | <u>0</u>            | <u>0</u>             | <u>0</u>            |
|           | TOTAL BUDGET                                     | <u>\$ 143,445</u>  | <u>\$ 179,432</u>   | <u>\$ 192,048</u>    | <u>\$ 192,048</u>   |
| RESOURCES |  |                    |                     |                      |                     |
|           | Santa Rosa Island Authority Contribution         | \$ 143,445         | \$ 179,432          | \$ 192,048           | \$ 192,048          |
|           | TOTAL REVENUES                                   | <u>\$ 143,445</u>  | <u>\$ 179,432</u>   | <u>\$ 192,048</u>    | <u>\$ 192,048</u>   |



FUND: 104 - Mass Transit  
 FUNCTION: Transportation  
 ACTIVITY: Transit Systems

DEPARTMENT: Mass Transit  
 DIVISION: Mass Transit  
 COST CENTER: 320403 - University of West Florida Trolley

| Account   | Title  | Actual<br>FY 18-19 | Adopted<br>FY 19-20 | Proposed<br>FY 20-21 | Adopted<br>FY 20-21 |
|-----------|--|--------------------|---------------------|----------------------|---------------------|
| 51101     | Executive Salaries                               | \$ 0               | \$ 0                | \$ 0                 | 0                   |
| 51201     | Regular Salaries & Wages                         | 215,399            | 275,912             | 271,306              | 271,306             |
| 51301     | Other Salaries & Wages                           | 0                  | 0                   | 0                    | 0                   |
| 51401     | Overtime   | 1,601              | 0                   | 0                    | 0                   |
| 51501     | Special pay                                      | 220                | 240                 | 2,712                | 2,712               |
| 52101     | FICA Taxes                                       | 14,472             | 21,126              | 20,960               | 20,960              |
| 52201     | Retirement Contributions                         | 12,788             | 24,280              | 27,401               | 27,401              |
| 52301     | Life & Health Insurance                          | 58,934             | 75,000              | 7,500                | 7,500               |
| 52401     | Workers' Compensation                            | 10,614             | 11,300              | 11,422               | 11,422              |
| 52501     | Unemployment Compensation                        | 0                  | 0                   | 0                    | 0                   |
|           | PERSONNEL COSTS                                  | <u>314,027</u>     | <u>407,858</u>      | <u>341,301</u>       | <u>341,301</u>      |
| 53101     | Professional Services                            | 0                  | 0                   | 0                    | 0                   |
| 53201     | Accounting & Auditing                            | 0                  | 0                   | 0                    | 0                   |
| 53301     | Court Reporter Services                          | 0                  | 0                   | 0                    | 0                   |
| 53401     | Other Contractual Services                       | 0                  | 0                   | 0                    | 0                   |
| 53407     | Preventative Maint-Fixed                         | 0                  | 0                   | 0                    | 0                   |
| 53501     | Investigations                                   | 0                  | 0                   | 0                    | 0                   |
| 53601     | Pension Benefits                                 | 0                  | 0                   | 0                    | 0                   |
| 54001     | Travel & Per Diem                                | 0                  | 0                   | 0                    | 0                   |
| 54101     | Communications                                   | 0                  | 0                   | 0                    | 0                   |
| 54201     | Postage & Freight                                | 0                  | 0                   | 0                    | 0                   |
| 54301     | Utility Services                                 | 0                  | 0                   | 0                    | 0                   |
| 54401     | Rentals & Leases                                 | 0                  | 0                   | 0                    | 0                   |
| 54501     | Insurance  | 0                  | 10,448              | 12,015               | 12,015              |
| 54601     | Repair & Maintenance Services                    | 0                  | 0                   | 0                    | 0                   |
| 54606     | Preventative Maintenance                         | 43,615             | 48,000              | 25,000               | 25,000              |
| 54701     | Printing & Binding                               | 0                  | 0                   | 0                    | 0                   |
| 54801     | Promotional Activities                           | 0                  | 0                   | 0                    | 0                   |
| 54901     | Other Current Charges & Obligations              | 0                  | 0                   | 0                    | 0                   |
| 55101     | Office Supplies                                  | 0                  | 0                   | 0                    | 0                   |
| 55201     | Operating Supplies                               | 0                  | 19,345              | 0                    | 0                   |
| 55204     | Fuel   | 34,592             | 40,000              | 35,000               | 35,000              |
| 55401     | Books, Publications, Subscriptions & Memberships | 0                  | 0                   | 0                    | 0                   |
| 55501     | Training & Registrations                         | 0                  | 0                   | 0                    | 0                   |
| 55801     | Bad Debt   | 0                  | 0                   | 0                    | 0                   |
| 55901     | Depreciation                                     | 0                  | 0                   | 0                    | 0                   |
|           | OPERATING COSTS                                  | <u>78,206</u>      | <u>117,793</u>      | <u>72,015</u>        | <u>72,015</u>       |
| 56101     | Land   | 0                  | 0                   | 0                    | 0                   |
| 56201     | Buildings  | 0                  | 0                   | 0                    | 0                   |
| 56301     | Improvements Other Than Buildings                | 0                  | 0                   | 0                    | 0                   |
| 56401     | Machinery & Equipment                            | 0                  | 0                   | 0                    | 0                   |
| 56501     | Construction in Progress                         | 0                  | 0                   | 0                    | 0                   |
| 56601     | Books, Publications & Library Materials          | 0                  | 0                   | 0                    | 0                   |
|           | CAPITAL OUTLAY                                   | <u>0</u>           | <u>0</u>            | <u>0</u>             | <u>0</u>            |
| 57101     | Principal  | 0                  | 0                   | 0                    | 0                   |
| 57201     | Interest   | 0                  | 0                   | 0                    | 0                   |
| 57301     | Other Debt Service Costs                         | 0                  | 0                   | 0                    | 0                   |
|           | DEBT SERVICE                                     | <u>0</u>           | <u>0</u>            | <u>0</u>             | <u>0</u>            |
| 58101     | Aids to Governmental Agencies                    | 0                  | 0                   | 0                    | 0                   |
| 58201     | Aids to Private Organizations                    | 0                  | 0                   | 0                    | 0                   |
| 58301     | Other Grants and Aids                            | 0                  | 0                   | 0                    | 0                   |
|           | GRANTS AND AIDS                                  | <u>0</u>           | <u>0</u>            | <u>0</u>             | <u>0</u>            |
| 59101     | Transfers  | 0                  | 0                   | 0                    | 0                   |
| 59801     | Reserves   | 0                  | 0                   | 0                    | 0                   |
|           | NON-OPERATING COSTS                              | <u>0</u>           | <u>0</u>            | <u>0</u>             | <u>0</u>            |
|           | TOTAL BUDGET                                     | <u>\$ 392,233</u>  | <u>\$ 525,651</u>   | <u>\$ 413,316</u>    | <u>\$ 413,316</u>   |
| RESOURCES |  |                    |                     |                      |                     |
|           | University of West Florida Contribution          | \$ 392,233         | \$ 525,651          | \$ 413,316           | \$ 413,316          |
|           | TOTAL REVENUES                                   | <u>\$ 392,233</u>  | <u>\$ 525,651</u>   | <u>\$ 413,316</u>    | <u>\$ 413,316</u>   |

FUND: 104 - Mass Transit  
 FUNCTION: Transportation  
 ACTIVITY: Transit Systems

DEPARTMENT: Mass Transit  
 DIVISION: Mass Transit  
 COST CENTER: 320404 - County Fleet Maintenance

| Account   | Title  | Actual<br>FY 18-19 | Adopted<br>FY 19-20 | Proposed<br>FY 20-21 | Adopted<br>FY 20-21 |
|-----------|--|--------------------|---------------------|----------------------|---------------------|
| 51101     | Executive Salaries                               | \$ 0               | \$ 0                | \$ 0                 | 0                   |
| 51201     | Regular Salaries & Wages                         | 53,653             | 119,093             | 119,761              | 119,761             |
| 51301     | Other Salaries & Wages                           | 0                  | 0                   | 0                    | 0                   |
| 51401     | Overtime   | 1,151              | 0                   | 0                    | 0                   |
| 51501     | Special pay                                      | 0                  | 3,432               | 3,432                | 3,432               |
| 52101     | FICA Taxes                                       | 4,197              | 9,373               | 9,424                | 9,424               |
| 52201     | Retirement Contributions                         | 4,561              | 10,377              | 12,319               | 12,319              |
| 52301     | Life & Health Insurance                          | 7,351              | 24,000              | 22,500               | 22,500              |
| 52401     | Workers' Compensation                            | 4,856              | 2,738               | 2,805                | 2,805               |
| 52501     | Unemployment Compensation                        | 0                  | 0                   | 0                    | 0                   |
|           | PERSONNEL COSTS                                  | <u>75,770</u>      | <u>169,013</u>      | <u>170,241</u>       | <u>170,241</u>      |
| 53101     | Professional Services                            | 0                  | 0                   | 0                    | 0                   |
| 53201     | Accounting & Auditing                            | 0                  | 0                   | 0                    | 0                   |
| 53301     | Court Reporter Services                          | 0                  | 0                   | 0                    | 0                   |
| 53401     | Other Contractual Services                       | 0                  | 0                   | 0                    | 0                   |
| 53407     | Preventative Maint-Fixed                         | 0                  | 0                   | 0                    | 0                   |
| 53501     | Investigations                                   | 0                  | 0                   | 0                    | 0                   |
| 53601     | Pension Benefits                                 | 0                  | 0                   | 0                    | 0                   |
| 54001     | Travel & Per Diem                                | 0                  | 0                   | 0                    | 0                   |
| 54101     | Communications                                   | 0                  | 0                   | 0                    | 0                   |
| 54201     | Postage & Freight                                | 0                  | 0                   | 0                    | 0                   |
| 54301     | Utility Services                                 | 0                  | 0                   | 0                    | 0                   |
| 54401     | Rentals & Leases                                 | 0                  | 0                   | 0                    | 0                   |
| 54501     | Insurance  | 0                  | 0                   | 0                    | 0                   |
| 54601     | Repair & Maintenance Services                    | 0                  | 10,000              | 0                    | 0                   |
| 54606     | Preventative Maintenance                         | 287,078            | 240,237             | 300,000              | 300,000             |
| 54701     | Printing & Binding                               | 0                  | 0                   | 0                    | 0                   |
| 54801     | Promotional Activities                           | 0                  | 0                   | 0                    | 0                   |
| 54901     | Other Current Charges & Obligations              | 0                  | 0                   | 0                    | 0                   |
| 55101     | Office Supplies                                  | 0                  | 0                   | 0                    | 0                   |
| 55201     | Operating Supplies                               | 119                | 1,600               | 0                    | 0                   |
| 55232     | Operating Tools                                  | 0                  | 0                   | 0                    | 0                   |
| 55301     | Road Materials & Supplies                        | 0                  | 0                   | 0                    | 0                   |
| 55401     | Books, Publications, Subscriptions & Memberships | 0                  | 0                   | 0                    | 0                   |
| 55501     | Training & Registrations                         | 0                  | 0                   | 0                    | 0                   |
| 55801     | Bad Debt   | 0                  | 0                   | 0                    | 0                   |
| 55901     | Depreciation                                     | 0                  | 0                   | 0                    | 0                   |
|           | OPERATING COSTS                                  | <u>287,197</u>     | <u>251,837</u>      | <u>300,000</u>       | <u>300,000</u>      |
| 56101     | Land   | 0                  | 0                   | 0                    | 0                   |
| 56201     | Buildings  | 0                  | 0                   | 0                    | 0                   |
| 56301     | Improvements Other Than Buildings                | 0                  | 0                   | 0                    | 0                   |
| 56401     | Machinery & Equipment                            | 0                  | 0                   | 0                    | 0                   |
| 56501     | Construction in Progress                         | 0                  | 0                   | 0                    | 0                   |
| 56601     | Books, Publications & Library Materials          | 0                  | 0                   | 0                    | 0                   |
|           | CAPITAL OUTLAY                                   | <u>0</u>           | <u>0</u>            | <u>0</u>             | <u>0</u>            |
| 57101     | Principal  | 0                  | 0                   | 0                    | 0                   |
| 57201     | Interest   | 0                  | 0                   | 0                    | 0                   |
| 57301     | Other Debt Service Costs                         | 0                  | 0                   | 0                    | 0                   |
|           | DEBT SERVICE                                     | <u>0</u>           | <u>0</u>            | <u>0</u>             | <u>0</u>            |
| 58101     | Aids to Governmental Agencies                    | 0                  | 0                   | 0                    | 0                   |
| 58201     | Aids to Private Organizations                    | 0                  | 0                   | 0                    | 0                   |
| 58301     | Other Grants and Aids                            | 0                  | 0                   | 0                    | 0                   |
|           | GRANTS AND AIDS                                  | <u>0</u>           | <u>0</u>            | <u>0</u>             | <u>0</u>            |
| 59101     | Transfers  | 0                  | 0                   | 0                    | 0                   |
| 59801     | Reserves   | 0                  | 0                   | 0                    | 0                   |
|           | NON-OPERATING COSTS                              | <u>0</u>           | <u>0</u>            | <u>0</u>             | <u>0</u>            |
|           | TOTAL BUDGET                                     | <u>\$ 362,966</u>  | <u>\$ 420,850</u>   | <u>\$ 470,241</u>    | <u>\$ 470,241</u>   |
| RESOURCES |  |                    |                     |                      |                     |
|           | Mass Transit Fund Revenues                       | \$ 362,966         | \$ 420,850          | \$ 470,241           | \$ 470,241          |
|           | TOTAL REVENUES                                   | <u>\$ 362,966</u>  | <u>\$ 420,850</u>   | <u>\$ 470,241</u>    | <u>\$ 470,241</u>   |



FUND: 104 - Mass Transit  
 FUNCTION: Transportation  
 ACTIVITY: Transit Systems

DEPARTMENT: Mass Transit  
 DIVISION: Mass Transit  
 COST CENTER: 320406 - Paratransit Services

| Account   | Title  | Actual<br>FY 18-19 | Adopted<br>FY 19-20 | Proposed<br>FY 20-21 | Adopted<br>FY 20-21 |
|-----------|--|--------------------|---------------------|----------------------|---------------------|
| 51101     | Executive Salaries                               | \$ 0               | \$ 0                | \$ 0                 | \$ 0                |
| 51201     | Regular Salaries & Wages                         | 0                  | 24,957              | 48,167               | 48,167              |
| 51301     | Other Salaries & Wages                           | 0                  | 0                   | 0                    | 0                   |
| 51401     | Overtime   | 0                  | 0                   | 0                    | 0                   |
| 51501     | Special pay                                      | 0                  | 480                 | 0                    | 0                   |
| 52101     | FICA Taxes                                       | 0                  | 1,946               | 3,685                | 3,685               |
| 52201     | Retirement Contributions                         | 0                  | 3,938               | 4,817                | 4,817               |
| 52301     | Life & Health Insurance                          | 0                  | 3,000               | 12,500               | 12,500              |
| 52401     | Workers' Compensation                            | 0                  | 35                  | 74                   | 74                  |
| 52501     | Unemployment Compensation                        | 0                  | 0                   | 0                    | 0                   |
|           | PERSONNEL COSTS                                  | 0                  | 34,356              | 69,243               | 69,243              |
| 53101     | Professional Services                            | 0                  | 0                   | 0                    | 0                   |
| 53201     | Accounting & Auditing                            | 0                  | 0                   | 0                    | 0                   |
| 53301     | Court Reporter Services                          | 0                  | 0                   | 0                    | 0                   |
| 53401     | Other Contractual Services                       | 534                | 0                   | 0                    | 0                   |
| 53404     | Fixed Route Bus Costs                            | 0                  | 0                   | 0                    | 0                   |
| 53405     | ADA Paratransit Costs                            | 1,610,586          | 1,630,000           | 2,013,020            | 2,013,020           |
| 53407     | Preventative Maint-Fixed                         | 0                  | 0                   | 0                    | 0                   |
| 53416     | Non-ADA Paratransit                              | 1,212,463          | 767,384             | 815,092              | 815,092             |
| 53501     | Investigations                                   | 0                  | 0                   | 0                    | 0                   |
| 53601     | Pension Benefits                                 | 0                  | 0                   | 0                    | 0                   |
| 54001     | Travel & Per Diem                                | 0                  | 0                   | 0                    | 0                   |
| 54101     | Communications                                   | 2,385              | 4,740               | 0                    | 0                   |
| 54201     | Postage & Freight                                | 0                  | 0                   | 0                    | 0                   |
| 54301     | Utility Services                                 | 0                  | 0                   | 0                    | 0                   |
| 54401     | Rentals & Leases                                 | 0                  | 0                   | 0                    | 0                   |
| 54501     | Insurance  | 0                  | 1,714               | 200,000              | 200,000             |
| 54601     | Repair & Maintenance Services                    | 0                  | 0                   | 0                    | 0                   |
| 54606     | Preventative Maintenance                         | 0                  | 60,000              | 0                    | 0                   |
| 54701     | Printing & Binding                               | 0                  | 0                   | 0                    | 0                   |
| 54801     | Promotional Activities                           | 0                  | 0                   | 0                    | 0                   |
| 54901     | Other Current Charges & Obligations              | 0                  | 0                   | 0                    | 0                   |
| 55101     | Office Supplies                                  | 0                  | 0                   | 0                    | 0                   |
| 55201     | Operating Supplies                               | 0                  | 0                   | 0                    | 0                   |
| 55204     | Fuel   | 237,398            | 250,000             | 240,000              | 240,000             |
| 55232     | Operating Tools                                  | 0                  | 0                   | 0                    | 0                   |
| 55401     | Books, Publications, Subscriptions & Memberships | 0                  | 0                   | 0                    | 0                   |
| 55501     | Training & Registrations                         | 0                  | 0                   | 0                    | 0                   |
| 55801     | Bad Debt   | 0                  | 0                   | 0                    | 0                   |
| 55901     | Depreciation                                     | 0                  | 0                   | 0                    | 0                   |
|           | OPERATING COSTS                                  | 3,063,366          | 2,713,838           | 3,268,112            | 3,268,112           |
| 56101     | Land   | 0                  | 0                   | 0                    | 0                   |
| 56201     | Buildings  | 0                  | 0                   | 0                    | 0                   |
| 56301     | Improvements Other Than Buildings                | 0                  | 0                   | 0                    | 0                   |
| 56401     | Machinery & Equipment                            | 0                  | 0                   | 0                    | 0                   |
| 56501     | Construction in Progress                         | 0                  | 0                   | 0                    | 0                   |
| 56601     | Books, Publications & Library Materials          | 0                  | 0                   | 0                    | 0                   |
|           | CAPITAL OUTLAY                                   | 0                  | 0                   | 0                    | 0                   |
| 57101     | Principal  | 0                  | 0                   | 0                    | 0                   |
| 57201     | Interest   | 0                  | 0                   | 0                    | 0                   |
| 57301     | Other Debt Service Costs                         | 0                  | 0                   | 0                    | 0                   |
|           | DEBT SERVICE                                     | 0                  | 0                   | 0                    | 0                   |
| 58101     | Aids to Governmental Agencies                    | 0                  | 0                   | 0                    | 0                   |
| 58201     | Aids to Private Organizations                    | 0                  | 0                   | 0                    | 0                   |
| 58301     | Other Grants and Aids                            | 0                  | 0                   | 0                    | 0                   |
|           | GRANTS AND AIDS                                  | 0                  | 0                   | 0                    | 0                   |
| 59101     | Transfers  | 0                  | 0                   | 0                    | 0                   |
| 59801     | Reserves   | 0                  | 0                   | 0                    | 0                   |
|           | NON-OPERATING COSTS                              | 0                  | 0                   | 0                    | 0                   |
|           | TOTAL BUDGET                                     | \$ 3,063,366       | \$ 2,748,194        | \$ 3,337,355         | \$ 3,337,355        |
| RESOURCES |  |                    |                     |                      |                     |
|           | Mass Transit Fund Revenues                       | \$ 3,063,366       | \$ 2,748,194        | \$ 3,337,355         | \$ 3,337,355        |
|           | TOTAL REVENUES                                   | \$ 3,063,366       | \$ 2,748,194        | \$ 3,337,355         | \$ 3,337,355        |

FUND: 104 - Mass Transit  
 FUNCTION: Transportation  
 ACTIVITY: Transit Systems

DEPARTMENT: Mass Transit  
 DIVISION: Mass Transit  
 COST CENTER: 320407 - Mass Transit Fleet Maintenance

| Account   | Title  | Actual<br>FY 18-19  | Adopted<br>FY 19-20 | Proposed<br>FY 20-21 | Adopted<br>FY 20-21 |
|-----------|--|---------------------|---------------------|----------------------|---------------------|
| 51101     | Executive Salaries                               | \$ 0                | \$ 0                | \$ 0                 | \$ 0                |
| 51201     | Regular Salaries & Wages                         | 930,805             | 1,004,198           | 916,266              | 916,266             |
| 51301     | Other Salaries & Wages                           | 1,000               | 9,880               | 9,880                | 9,880               |
| 51401     | Overtime   | 37,218              | 0                   | 0                    | 0                   |
| 51501     | Special pay                                      | 0                   | 28,015              | 24,708               | 24,708              |
| 52101     | FICA Taxes                                       | 77,528              | 79,721              | 72,740               | 72,740              |
| 52201     | Retirement Contributions                         | 75,898              | 88,264              | 95,084               | 95,084              |
| 52301     | Life & Health Insurance                          | 225,942             | 224,600             | 221,000              | 221,000             |
| 52401     | Workers' Compensation                            | 44,266              | 23,374              | 23,912               | 23,912              |
| 52501     | Unemployment Compensation                        | 0                   | 0                   | 0                    | 0                   |
|           | PERSONNEL COSTS                                  | <u>1,392,656</u>    | <u>1,458,052</u>    | <u>1,363,590</u>     | <u>1,363,590</u>    |
| 53101     | Professional Services                            | 0                   | 0                   | 0                    | 0                   |
| 53201     | Accounting & Auditing                            | 0                   | 0                   | 0                    | 0                   |
| 53301     | Court Reporter Services                          | 0                   | 0                   | 0                    | 0                   |
| 53401     | Other Contractual Services                       | 4,903               | 3,900               | 6,960                | 6,960               |
| 53407     | Preventative Maint-Fixed                         | 0                   | 0                   | 0                    | 0                   |
| 53501     | Investigations                                   | 0                   | 0                   | 0                    | 0                   |
| 53601     | Pension Benefits                                 | 0                   | 0                   | 0                    | 0                   |
| 54001     | Travel & Per Diem                                | 650                 | 1,200               | 0                    | 0                   |
| 54101     | Communications                                   | 4,612               | 4,200               | 0                    | 0                   |
| 54201     | Postage & Freight                                | 182                 | 1,200               | 0                    | 0                   |
| 54301     | Utility Services                                 | 6,134               | 7,200               | 7,200                | 7,200               |
| 54401     | Rentals & Leases                                 | 0                   | 0                   | 0                    | 0                   |
| 54501     | Insurance  | 0                   | 1,720               | 2,248                | 2,248               |
| 54601     | Repair & Maintenance Services                    | 8,241               | 5,000               | 19,600               | 19,600              |
| 54606     | Preventative Maintenance                         | 559,386             | 500,000             | 800,000              | 800,000             |
| 54607     | Support Facility Repairs                         | 43,695              | 10,000              | 35,040               | 35,040              |
| 54701     | Printing & Binding                               | 942                 | 0                   | 0                    | 0                   |
| 54801     | Promotional Activities                           | 600                 | 0                   | 0                    | 0                   |
| 54901     | Other Current Charges & Obligations              | 0                   | 0                   | 0                    | 0                   |
| 55101     | Office Supplies                                  | 0                   | 1,200               | 0                    | 0                   |
| 55201     | Operating Supplies                               | 34,707              | 23,449              | 38,180               | 38,180              |
| 55204     | Fuel   | 30,081              | 24,000              | 50,000               | 50,000              |
| 55232     | Operating Tools                                  | 0                   | 0                   | 0                    | 0                   |
| 55401     | Books, Publications, Subscriptions & Memberships | 275                 | 10,000              | 18,000               | 18,000              |
| 55501     | Training & Registrations                         | 1,162               | 8,000               | 6,000                | 6,000               |
| 55801     | Bad Debt   | 0                   | 0                   | 0                    | 0                   |
| 55901     | Depreciation                                     | 0                   | 0                   | 0                    | 0                   |
|           | OPERATING COSTS                                  | <u>695,571</u>      | <u>601,069</u>      | <u>983,228</u>       | <u>983,228</u>      |
| 56101     | Land   | 0                   | 0                   | 0                    | 0                   |
| 56201     | Buildings  | 0                   | 0                   | 0                    | 0                   |
| 56301     | Improvements Other Than Buildings                | 0                   | 0                   | 0                    | 0                   |
| 56401     | Machinery & Equipment                            | 20,229              | 0                   | 0                    | 0                   |
| 56501     | Construction in Progress                         | 0                   | 0                   | 0                    | 0                   |
| 56601     | Books, Publications & Library Materials          | 0                   | 0                   | 0                    | 0                   |
|           | CAPITAL OUTLAY                                   | <u>20,229</u>       | <u>0</u>            | <u>0</u>             | <u>0</u>            |
| 57101     | Principal  | 0                   | 0                   | 0                    | 0                   |
| 57201     | Interest   | 0                   | 0                   | 0                    | 0                   |
| 57301     | Other Debt Service Costs                         | 0                   | 0                   | 0                    | 0                   |
|           | DEBT SERVICE                                     | <u>0</u>            | <u>0</u>            | <u>0</u>             | <u>0</u>            |
| 58101     | Aids to Governmental Agencies                    | 0                   | 0                   | 0                    | 0                   |
| 58201     | Aids to Private Organizations                    | 0                   | 0                   | 0                    | 0                   |
| 58301     | Other Grants and Aids                            | 0                   | 0                   | 0                    | 0                   |
|           | GRANTS AND AIDS                                  | <u>0</u>            | <u>0</u>            | <u>0</u>             | <u>0</u>            |
| 59101     | Transfers  | 0                   | 0                   | 0                    | 0                   |
| 59801     | Reserves   | 0                   | 0                   | 0                    | 0                   |
|           | NON-OPERATING COSTS                              | <u>0</u>            | <u>0</u>            | <u>0</u>             | <u>0</u>            |
|           | TOTAL BUDGET                                     | <u>\$ 2,108,455</u> | <u>\$ 2,059,121</u> | <u>\$ 2,346,818</u>  | <u>\$ 2,346,818</u> |
| RESOURCES |  |                     |                     |                      |                     |
|           | Mass Transit Fund Revenues                       | \$ 2,108,455        | \$ 2,059,121        | \$ 2,346,818         | \$ 2,346,818        |
|           | TOTAL REVENUES                                   | <u>\$ 2,108,455</u> | <u>\$ 2,059,121</u> | <u>\$ 2,346,818</u>  | <u>\$ 2,346,818</u> |

# NATURAL RESOURCES MANAGEMENT DEPARTMENT



**T**he Natural Resources Management Department provides a diverse array of vital environmental and natural resources programs. The Department's responsive services enhance the quality of life for citizens and visitors while promoting a safe and healthy community. Department Divisions include Marine Resources, Water Quality & Land Management, Environmental Code Enforcement, Mosquito Control, Natural Resources Conservation, and RESTORE and Resiliency.



# Objectives

- Provide citizens and visitors a healthy and enjoyable environment in which to work and play
- To enhance and conserve natural resources to provide for a healthy environment, economy, and quality of life
- Provide high quality and professional, scientific expertise and management of natural resources
- To ensure and enforce compliance with county regulations including the Land Development Code, tree protection ordinance, wetland protection ordinance, sign ordinance and nuisance abatement ordinance





# Accomplishments

- ▶ Managed 30 grant-funded natural resource projects with a value of more than \$40 million
- ▶ Responded to 10 derelict vessel complaints and managed removals
- ▶ Monitored 40 surface water quality sites monthly as required by county’s NPDES Stormwater Permit
- ▶ Conducted 540 sea turtle nest monitoring patrols every morning for the nesting season
- ▶ Processed 5,992 analytical samples in the county’s Certified Water Quality Laboratory
- ▶ Conducted 572 meetings to assist agricultural producers with USDA eligible funding opportunities
- ▶ Issued over 9,000 Environmental Code Enforcement Notices of Violation
- ▶ Delivered eight technical presentations at state and national scientific conferences
- ▶ Conducted over 7,000 Mosquito Control inspections and over 900 treatments
- ▶ Hosted USEPA Deputy Administrator on a boat tour of county’s successful RESTORE Projects
- ▶ Conducted 180 trips to reef the old Three Mile Bridge in the Gulf and completed construction of 12 new artificial reefs

## FUNDING PRIORITIES FY 2020 – 21

| Major Issues Funded                                  | Amount              |
|--|---------------------|
| Majority of budget comprised of grants and fees      | <b>\$3,419,000</b>  |
| New Direct Component (Pot 1) RESTORE Projects        | <b>\$13,714,000</b> |
| Code Enforcement officers salary restructuring       | <b>\$67,000</b>     |
| Midtown Commerce Park required monitoring            | <b>\$68,500</b>     |
| Perdido Key Beach Mouse education/outreach           | <b>\$72,000</b>     |
| Daily sea turtle monitoring on beaches during season | <b>\$20,000</b>     |
| Water and Air Quality Monitoring and Lab analysis    | <b>\$638,866</b>    |
| Water Quality Improvement Projects<br>(Grants)       | <b>\$10,000,000</b> |
| New artificial reef construction                     | <b>\$1,000,000</b>  |



# Performance Measures

|   | FY 2017 / 2018<br>Actual | FY 2018 / 2019<br>Actual | FY 2019 / 2020<br>(Estimate) | FY 2020 / 2021<br>(Estimate) |
|---|--------------------------|--------------------------|------------------------------|------------------------------|
| Compliance with NPDES Stormwater Permit monitoring requirements                           | 100%                     | 100%                     | 100%                         | 100%                         |
| Maintain Water Quality Lab certification  | 100%                     | 100%                     | 100%                         | 100%                         |
| Comply with grant agreement requirements  | 100%                     | 100%                     | 100%                         | 100%                         |
| Promote professional workforce with required continuing education                         | 100%                     | 100%                     | 100%                         | 100%                         |
| Respond to mosquito control complaints within 48 hours                                    | 100%                     | 100%                     | 100%                         | 100%                         |
| Participate in FMCA courses/meetings  | 100%                     | 100%                     | 100%                         | 100%                         |
| All staff licensed to apply pesticides  | 100%                     | 100%                     | 100%                         | 100%                         |
| Fiscal accountability, no cost over-runs  | 100%                     | 100%                     | 100%                         | 100%                         |
| Fully utilize USDA program funding  | 100%                     | 100%                     | 100%                         | 100%                         |
| Reduce wildfire risk in Jones Swamp with annual burn and fire lane maintenance            | 100%                     | 100%                     | 100%                         | 100%                         |
| Respond to Environmental Code Enforcement complaints within 72 hours                      | 100%                     | 100%                     | 100%                         | 100%                         |
| Abate environmental enforcement violations within 30 days                                 | 93%                      | 93%                      | 95%                          | 95%                          |
| Provide excellent customer satisfaction with services provided                            | 96%                      | 100%                     | 100%                         | 100%                         |
| Conduct educational outreach presentations  | 16                       | 18                       | 18                           | 18                           |
| Manage artificial reef sites as permitted   | 11                       | 12                       | 12                           | 13                           |
| Manage boating regulatory zones   | 11                       | 12                       | 12                           | 14                           |
| Conduct air particulate monitoring at concrete crushing facilities as required by permits | 100%                     | 100%                     | 100%                         | 100%                         |



## Benchmark Data

|   | Escambia County                     | Benchmark   |
|---|-------------------------------------|---|
| FDEP Competitive Grant                                    | <b>\$2.07</b><br>per capita         | <b>\$1.05</b><br>statewide average                  |
| Permitted Artificial Reef Sites<br>per Registered Vessels | <b>528</b><br>30 vessels per reef   | <b>469</b><br>38 vessels per reef<br>(Bay County)   |
| Public Boat Ramps per<br>Registered Vessels               | <b>11</b><br>1,431 vessels per ramp | <b>17</b><br>1,048 vessels per ramp<br>(Bay County) |
| Mosquito Control Annual Budget                            | <b>\$624,500</b>                    | <b>\$630,500</b><br>(Leon County)                   |
| Code Enforcement Annual Budget                            | <b>\$2,850,250</b>                  | <b>\$3,878,199</b><br>(Alachua County)              |
| Acres Under EQUP  | <b>2,323</b>                        | <b>9,700</b><br>(Santa Rosa County)                 |



## Advisory Boards

- Pensacola and Perdido Bays Estuary Program – Technical Committee
- Escambia County Professional Advisory Committee (Design Standards Manual)
- Escambia County Local Mitigation Strategy Board
- City of Pensacola Climate Change Task Force
- Escambia County Marine Advisory Committee
- Escambia County Soil and Water Board of Supervisors
- Florida Fish and Wildlife Conservation Commission Pensacola Fish Hatchery Technical and Planning Committees





# Statutory Responsibilities

**ENVIRONMENTAL ENFORCEMENT** - 1) Environmental Control: Florida Statutes 162

**MARINE RESOURCES** - 1) Florida Statutes: Ch. 327, Ch. 328, Ch. 373; 2) FL Administrative Codes: 62-330, 68D-23; 3) U.S. Code: 33USC403, 33USC1344; 3) Contractual Agreements and Permit Conditions

**MOSQUITO CONTROL** - 1) Florida Statutes, Chapter 388, Mosquito Control Law; 2) Florida Administrative Code, Chapter 5E-13, Mosquito Control Administration

**HABITAT PROTECTION AND MANAGEMENT FOR LISTED SPECIES** - 1) CON 1.1.7 Habitat Management; 2) CON 1.1.8 Habitat Protection

**FLOODPLAIN ADMINISTRATION** - 1) COA 1.4.1 National Flood Insurance

**WATER QUALITY RESTORATION AND MONITORING** - 1) CON 1.3.4 Monitoring and Recommendations; 2) CON 1.3.5 Studies and Programs; 3) CON 1.3.6 Cooperative Cleanup Efforts

**LAND MANAGEMENT** - 1) CON 1.1.3 Resource Status Indicators; 2) CON 1.1.4 Species Diversity; 3) CON 1.1.6 Natural Reservation Protection; 4) CON 1.1.11 Public Land Restoration and Enhancement; 5) CON 1.6.11 Prescribed Burning

**PUBLIC LANDS ACQUISITION** - 1) FLU 4.1.5 Land Acquisition; 2) CON 1.1.10 Public Land Acquisition

**WATER QUALITY & LAND MANAGEMENT** - 1) OBJECTIVE 11.a.1: COASTAL AND UPLAND; 2) Policy 11.A.1.1: Environmental Indicator Monitoring; 3) Policy 11.A.1.3: Primary Dune Protection; 4) Policy 11.A.1.4: LDC Tree Preservation Provisions; 5) OBJECTIVE 11.A.2: ESTUARINE/WETLAND PROTECTION; 6) OBJECTIVE 11.A.3: SHORELINE USE STANDARDS; 7) Policy 11.A.2.1: Intergovernmental Protection of Estuaries; 8) OBJECTIVE 11.A.4: BEACH AND FLOODPLAIN PROTECTION; 9) Policy 11.A.4.2: LDC Beach and Shoreline Protection; 10) Policy 11.A.4.5: LDC Floodplain Protection; 11) OBJECTIVE 11.A.9: BEACH PUBLIC ACCESS; 12) Policy 11.A.9.1: Coastal Zone Protection Act; 13) Policy 11.A.9.2: Shoreline Renourishment; 14) Policy 11.A.9.3: Retention of Public Access Sites; 15) Policy 11.A.9.4: Federal/State Financial Assistance; 16) Policy 11.A.9.5: White Sand Beach Restoration; 17) Policy 11.A.9.6: Beach Hardening Restrictions; 18) Policy 11.A.9.7: Dune Restoration; 19) OBJECTIVE 11.B.2: WATER QUALITY PROTECTION; 20) Policy 11.B.2.1: Protection of Water Resources; 21) Policy 11.B.2.3: Bay Area Resource Inventory Program (BARIP); 22) Policy 11.B.2.4: Interagency Clean Up Efforts; 23) Policy 11.B.2.8: Interlocal Agreements; 24) Policy 11.B.3.8: LDC Native Vegetation/Tree Protection; 25) OBJECTIVE 11.B.4: MARINE AND WILDLIFE RESOURCES; 26) Policy 11.B.4.1: Interagency Cooperation; 27) Policy 11.B.4.2: Endangered Species; 28) OBJECTIVE 11.B.6: PURCHASE OF ENVIRONMENTALLY SENSITIVE AREAS; 29) Policy 11.B.6.1: List of Areas for Public Acquisition; 30) Policy 11.B.6.3: Public Use of Protected Lands; 31) FAC 62-624 National Pollution Discharge Elimination System (NPDES) Permit for Municipal Separate Storm Sewer System; 32) FAC 62-304 Total Maximum Daily Loads (TMDL); 33) Section 303(d) of the Clean Water Act; 34) FAC 62-520 Ground Water Quality Standards; 35) FAC 62-302 Surface Water Quality Standards; 36) FAC 62-303 Impaired Waters Rule

**URBAN FORESTRY** - 1) CON 1.6.1 Urban Forest Preservation; 2) CON 1.6.2 Identification and Protection; 3) CON 1.6.4 Urban Forest Management

**TREE PROTECTION** - 1) CON 1.6.4 Tree Protection; 2) CON 1.6.5 Impact Mitigation

**HAZARD MITIGATION** - 1) OBJ COA 1.1 General Hazard Mitigation; 2) CON 1.6.4 Urban Forest Management

**BEACH AND DUNE PROTECTION AND RESTORATION** - 1) COA 2.3.5 Beach Nourishment Assistance; 2) COA 2.1 General Coastal Resource Protection; 3) COA 2.1.4 Habitat Conservation – Implementation of Perdido Key Habitat Conservation Plan; 4) COA 2.3.1 Dune Protection and Enhancement; 5) COA 2.3.4 Beach and Shoreline Regulations

**REDUCE EXPOSURE OF PEOPLE AND PROPERTY TO NATURAL HAZARDS (LOCAL MITIGATION STRATEGY COORDINATOR)** - 1) COA 1.1.8 Mitigation Strategy; 2) COA 1.4.7 Local Mitigation Strategy



## Goals

To conserve, restore, and protect natural and built environments through ecologically sound and sustainable principles based upon the best available science. To ensure compliance with policies, codes, rules, regulations, and permits in a proper and timely manner as prescribed by law.



**STAFFING ALLOCATION**

| Position Classification                | Pay Grade | 2018-19 Authorized | 2019-20 Authorized | 2020-21 Adopted |
|--|-----------|--------------------|--------------------|-----------------|
| <b>Administration</b>                  |           |                    |                    |                 |
| Department Director II                 | E82       | 1                  | 1                  | 1               |
| Directors Aide                         | B32       | 1                  | 1                  | 1               |
| RESTORE Program Manager                | C41       | 0                  | 0                  | 0               |
| Sr. Natural Resources Manager          | D72       | 1                  | 1                  | 1               |
| <b>TOTAL</b>                           |           | <b>3</b>           | <b>3</b>           | <b>3</b>        |
| <b>Environmental Code Enforcement</b>  |           |                    |                    |                 |
| Administrative Assistant               | B22       | 1                  | 1                  | 1               |
| Division Manager                       | D63       | 1                  | 1                  | 1               |
| Environmental Enforcement Officer      | B21       | 13                 | 13                 | 13              |
| Environmental Enforcement Supervisor   | B31       | 1                  | 1                  | 1               |
| Lead Environmental Enforcement Officer | B22       | 4                  | 4                  | 4               |
| Senior Office Support Assistant        | A12       | 2                  | 2                  | 2               |
| <b>TOTAL</b>                           |           | <b>22</b>          | <b>22</b>          | <b>22</b>       |
| <b>EPA Bays Estuary Program*</b>       |           |                    |                    |                 |
| Estuary Program Director               | GF1       | 0                  | 1                  | 1               |
| Estuary Outreach Specialist            | GF1       | 0                  | 1                  | 1               |
| Estuary Program Scientist              | GF1       | 0                  | 1                  | 1               |
| <b>TOTAL</b>                           |           | <b>0</b>           | <b>3</b>           | <b>3</b>        |
| <b>Marine Recreation</b>               |           |                    |                    |                 |
| Division Manager                       | D63       | 0                  | 0                  | 0               |
| Environmental Analyst                  | C42       | 1                  | 0                  | 0               |
| Environmental Program Manager          | C51       | 0                  | 1                  | 1               |
| Marine Resources Manager               | D63       | 1                  | 1                  | 1               |
| <b>TOTAL</b>                           |           | <b>2</b>           | <b>2</b>           | <b>2</b>        |
| <b>Mosquito Control</b>                |           |                    |                    |                 |
| Administrative Assistant               | B22       | 1                  | 1                  | 1               |
| Fleet Maintenance Technician           | B22       | 1                  | 1                  | 1               |
| Mosquito Control Manager               | D63       | 1                  | 1                  | 1               |
| Mosquito Control Supervisor            | B22       | 1                  | 1                  | 1               |
| Mosquito Control Technician**          | A13       | 6                  | 6                  | 6               |
| <b>TOTAL</b>                           |           | <b>10</b>          | <b>10</b>          | <b>10</b>       |

\*Funded through a Cooperative Agreement using RESTORE funding

\*\*Two Mosquito Control Technician salaries split with Environmental Code Enforcement



**STAFFING ALLOCATION**

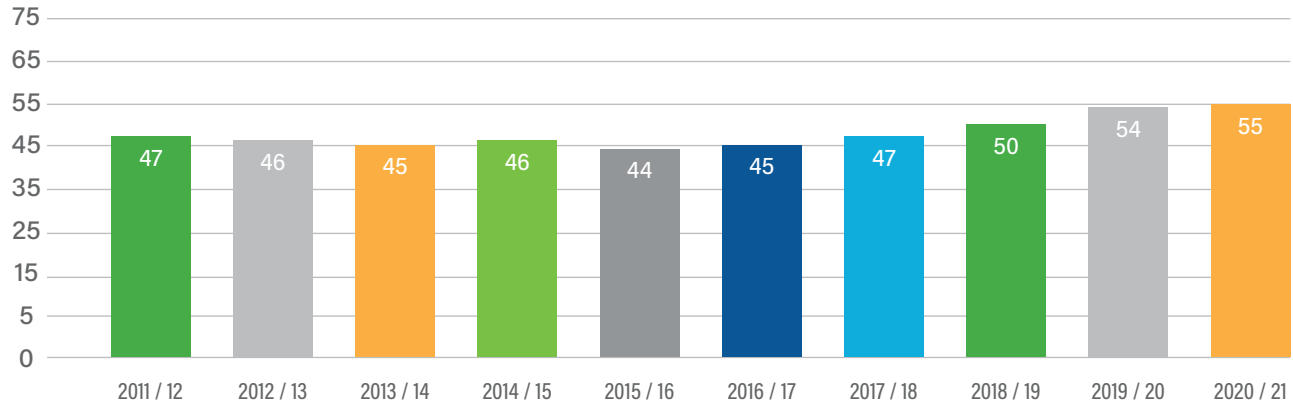
| Position Classification                    | Pay Grade | 2018-19 Authorized | 2019-20 Authorized | 2020-21 Adopted |
|--|-----------|--------------------|--------------------|-----------------|
| <b>Natural Resource Conservation</b>       |           |                    |                    |                 |
| Division Manager                           | D63       | 1                  | 1                  | 1               |
| Environmental Technician                   | B22       | 2                  | 2                  | 2               |
| <b>TOTAL</b>                               |           | <b>3</b>           | <b>3</b>           | <b>3</b>        |
| <b>RESTORE</b>                             |           |                    |                    |                 |
| Accountant*                                | C42       | 1                  | 1                  | 1               |
| Environmental Project Coordinator          | C41       | 1                  | 1                  | 1               |
| RESTORE Program Manager                    | D63       | 1                  | 1                  | 1               |
| <b>TOTAL</b>                               |           | <b>3</b>           | <b>3</b>           | <b>3</b>        |
| <b>Water Quality &amp; Land Management</b> |           |                    |                    |                 |
| Environmental Analyst                      | C42       | 1                  | 1                  | 1               |
| Environmental Analyst**                    | GF1       | 2                  | 2                  | 2               |
| Environmental Program Manager              | C51       | 2                  | 2                  | 2               |
| Environmental Technician                   | B22       | 0                  | 1                  | 2               |
| Senior Natural Resources Manager           | D72       | 0                  | 0                  | 0               |
| Water Quality Environmental Tech**         | GF1       | 1                  | 1                  | 1               |
| Water Quality Manager                      | D63       | 1                  | 1                  | 1               |
| <b>TOTAL</b>                               |           | <b>7</b>           | <b>8</b>           | <b>9</b>        |
| <b>DEPARTMENT TOTAL</b>                    |           | <b>50</b>          | <b>54</b>          | <b>55</b>       |

\*Funded by RESTORE Direct Component

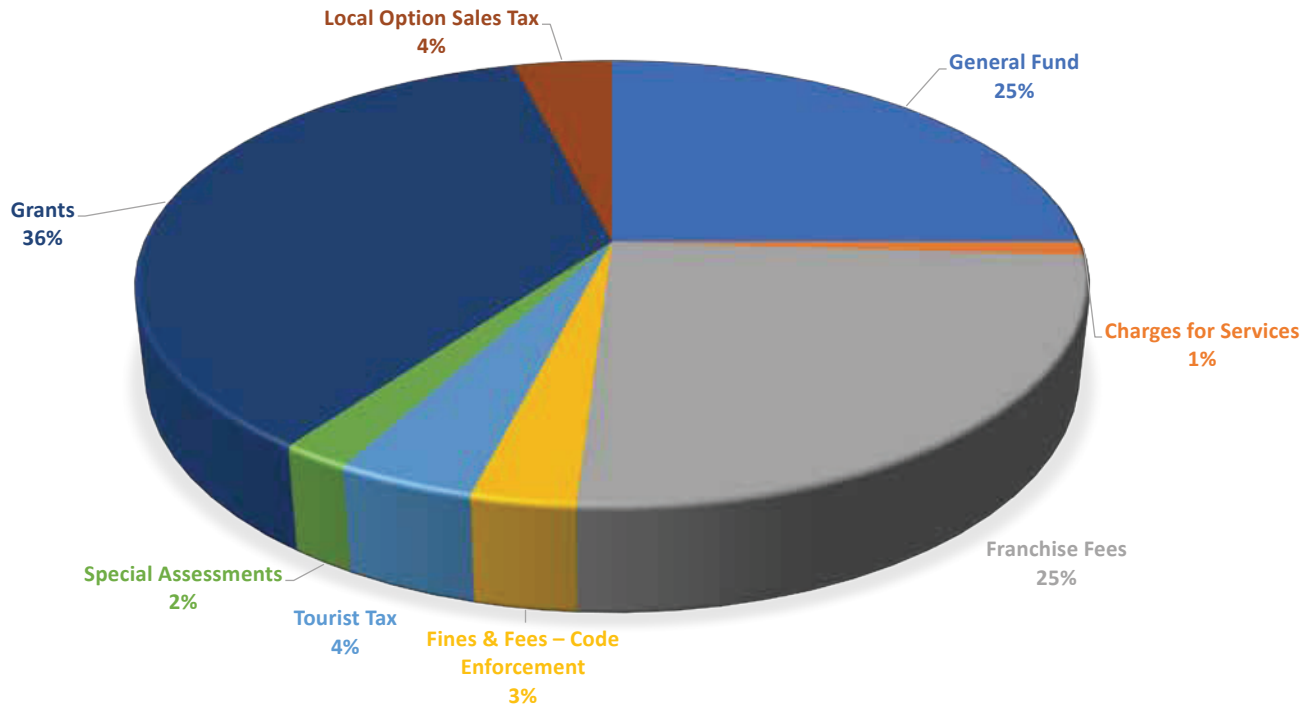
\*\*Funded through an Interlocal Agreement or Grant



# Employees



# Revenue Funding: \$7.5M



FUND: 001 - General Fund  
 FUNCTION: General Government  
 ACTIVITY: Other General Government Services

DEPARTMENT: Natural Resources Management  
 DIVISION: Natural Resources Management Administration  
 COST CENTER: 220100 - Natural Resources Management Administration

| Account   | Title                                   | Actual<br>FY 18-19 | Adopted<br>FY 19-20 | Proposed<br>FY 20-21 | Adopted<br>FY 20-21 |
|-----------|---|--------------------|---------------------|----------------------|---------------------|
| 51101     | Executive Salaries                      | \$ 0               | \$ 0                | \$ 0                 | 0                   |
| 51201     | Regular Salaries & Wages                | 278,894            | 284,125             | 289,607              | 289,607             |
| 51301     | Other Salaries & Wages                  | 0                  | 0                   | 0                    | 0                   |
| 51401     | Overtime                                | 771                | 0                   | 0                    | 0                   |
| 51501     | Special pay                             | 4,800              | 4,800               | 4,800                | 4,800               |
| 52101     | FICA Taxes                              | 21,768             | 22,104              | 22,522               | 22,522              |
| 52201     | Retirement Contributions                | 41,433             | 43,793              | 50,108               | 50,108              |
| 52301     | Life & Health Insurance                 | 54,499             | 36,000              | 36,000               | 36,000              |
| 52401     | Workers' Compensation                   | 1,931              | 1,527               | 1,605                | 1,605               |
| 52501     | Unemployment Compensation               | 0                  | 0                   | 0                    | 0                   |
|           | PERSONNEL COSTS                         | <u>404,096</u>     | <u>392,349</u>      | <u>404,642</u>       | <u>404,642</u>      |
| 53101     | Professional Services                   | 0                  | 0                   | 19,800               | 19,800              |
| 53201     | Accounting & Auditing                   | 0                  | 0                   | 0                    | 0                   |
| 53301     | Court Reporter Services                 | 0                  | 0                   | 0                    | 0                   |
| 53401     | Other Contractual Services              | 0                  | 0                   | 0                    | 0                   |
| 53501     | Investigations                          | 0                  | 0                   | 0                    | 0                   |
| 53601     | Pension Benefits                        | 0                  | 0                   | 0                    | 0                   |
| 54001     | Travel & Per Diem                       | 5,539              | 6,565               | 7,311                | 7,311               |
| 54101     | Communications                          | 2,052              | 3,039               | 3,681                | 3,681               |
| 54201     | Postage & Freight                       | 44                 | 74                  | 74                   | 74                  |
| 54301     | Utility Services                        | 0                  | 0                   | 0                    | 0                   |
| 54401     | Rentals & Leases                        | 1,224              | 1,224               | 1,224                | 1,224               |
| 54501     | Insurance                               | 0                  | 0                   | 0                    | 0                   |
| 54601     | Repair & Maintenance Services           | 763                | 941                 | 941                  | 941                 |
| 54701     | Printing & Binding                      | 0                  | 120                 | 120                  | 120                 |
| 54801     | Promotional Activities                  | 0                  | 0                   | 0                    | 0                   |
| 54901     | Other Current Charges & Obligations     | 58                 | 639                 | 699                  | 699                 |
| 54931     | Host Ordinance Items                    | 89                 | 391                 | 391                  | 391                 |
| 55101     | Office Supplies                         | 980                | 1,275               | 1,275                | 1,275               |
| 55201     | Operating Supplies                      | 4,134              | 1,643               | 1,968                | 1,968               |
| 55204     | Fuel                                    | 174                | 255                 | 331                  | 331                 |
| 55401     | Books, Pubs, & Subs                     | 5,940              | 5,810               | 5,905                | 5,905               |
| 55501     | Training & Registrations                | 935                | 1,594               | 1,694                | 1,694               |
| 55801     | Bad Debt                                | 0                  | 0                   | 0                    | 0                   |
| 55901     | Depreciation                            | 0                  | 0                   | 0                    | 0                   |
|           | OPERATING COSTS                         | <u>21,932</u>      | <u>23,570</u>       | <u>45,414</u>        | <u>45,414</u>       |
| 56101     | Land                                    | 0                  | 0                   | 0                    | 0                   |
| 56201     | Buildings                               | 0                  | 0                   | 0                    | 0                   |
| 56301     | Improvements Other Than Buildings       | 0                  | 0                   | 0                    | 0                   |
| 56401     | Machinery & Equipment                   | 0                  | 0                   | 0                    | 0                   |
| 56501     | Construction in Progress                | 0                  | 0                   | 0                    | 0                   |
| 56601     | Books, Publications & Library Materials | 0                  | 0                   | 0                    | 0                   |
|           | CAPITAL OUTLAY                          | <u>0</u>           | <u>0</u>            | <u>0</u>             | <u>0</u>            |
| 57101     | Principal                               | 0                  | 0                   | 0                    | 0                   |
| 57201     | Interest                                | 0                  | 0                   | 0                    | 0                   |
| 57301     | Other Debt Service Costs                | 0                  | 0                   | 0                    | 0                   |
|           | DEBT SERVICE                            | <u>0</u>           | <u>0</u>            | <u>0</u>             | <u>0</u>            |
| 58101     | Aids to Governmental Agencies           | 0                  | 0                   | 0                    | 0                   |
| 58201     | Aids to Private Organizations           | 0                  | 0                   | 0                    | 0                   |
| 58301     | Other Grants and Aids                   | 0                  | 0                   | 0                    | 0                   |
|           | GRANTS AND AIDS                         | <u>0</u>           | <u>0</u>            | <u>0</u>             | <u>0</u>            |
| 59101     | Transfers                               | 0                  | 0                   | 0                    | 0                   |
| 59801     | Reserves                                | 0                  | 0                   | 0                    | 0                   |
|           | NON-OPERATING COSTS                     | <u>0</u>           | <u>0</u>            | <u>0</u>             | <u>0</u>            |
|           | TOTAL BUDGET                            | <u>\$ 426,028</u>  | <u>\$ 415,919</u>   | <u>\$ 450,056</u>    | <u>\$ 450,056</u>   |
| RESOURCES |   |                    |                     |                      |                     |
|           | General Fund Revenues                   | \$ 426,028         | \$ 415,919          | \$ 450,056           | \$ 450,056          |
|           | TOTAL REVENUES                          | <u>\$ 426,028</u>  | <u>\$ 415,919</u>   | <u>\$ 450,056</u>    | <u>\$ 450,056</u>   |

FUND: 108 - Tourist Development Fund  
 FUNCTION: Culture/Recreation  
 ACTIVITY: Parks and Recreation

DEPARTMENT: Natural Resources Management  
 DIVISION: Marine Recreation  
 COST CENTER: 220805 - Marine Recreation

| Account   | Title                                   | Actual<br>FY 18-19 | Adopted<br>FY 19-20 | Proposed<br>FY 20-21 | Adopted<br>FY 20-21 |
|-----------|---|--------------------|---------------------|----------------------|---------------------|
| 51101     | Executive Salaries                      | \$ 0               | \$ 0                | \$ 0                 | 0                   |
| 51201     | Regular Salaries & Wages                | 108,615            | 139,367             | 139,369              | 139,369             |
| 51301     | Other Salaries & Wages                  | 0                  | 0                   | 0                    | 0                   |
| 51401     | Overtime                                | 0                  | 0                   | 0                    | 0                   |
| 51501     | Special pay                             | 0                  | 0                   | 0                    | 0                   |
| 52101     | FICA Taxes                              | 8,356              | 10,661              | 10,662               | 10,662              |
| 52201     | Retirement Contributions                | 9,047              | 11,804              | 13,937               | 13,937              |
| 52301     | Life & Health Insurance                 | 21,795             | 18,000              | 18,000               | 18,000              |
| 52401     | Workers' Compensation                   | 2,389              | 2,618               | 2,841                | 2,841               |
| 52501     | Unemployment Compensation               | 0                  | 0                   | 0                    | 0                   |
|           | PERSONNEL COSTS                         | <u>150,202</u>     | <u>182,450</u>      | <u>184,809</u>       | <u>184,809</u>      |
| 53101     | Professional Services                   | 1,725              | 16,000              | 16,000               | 16,000              |
| 53201     | Accounting & Auditing                   | 0                  | 0                   | 0                    | 0                   |
| 53301     | Court Reporter Services                 | 0                  | 0                   | 0                    | 0                   |
| 53401     | Other Contractual Services              | 7,741              | 16,850              | 22,130               | 22,130              |
| 53501     | Investigations                          | 0                  | 0                   | 0                    | 0                   |
| 53601     | Pension Benefits                        | 0                  | 0                   | 0                    | 0                   |
| 54001     | Travel & Per Diem                       | 1,114              | 2,549               | 2,509                | 2,509               |
| 54101     | Communications                          | 1,202              | 1,870               | 1,870                | 1,870               |
| 54201     | Postage & Freight                       | 143                | 200                 | 1,600                | 1,600               |
| 54301     | Utility Services                        | 0                  | 0                   | 0                    | 0                   |
| 54401     | Rentals & Leases                        | 3,741              | 3,744               | 4,116                | 4,116               |
| 54501     | Insurance                               | 1,103              | 1,198               | 1,471                | 1,471               |
| 54601     | Repair & Maintenance Services           | 3,796              | 14,900              | 13,870               | 13,870              |
| 54701     | Printing & Binding                      | 402                | 0                   | 0                    | 0                   |
| 54801     | Promotional Activities                  | 0                  | 400                 | 400                  | 400                 |
| 54901     | Other Current Charges & Obligations     | 505                | 80                  | 20,080               | 20,080              |
| 54931     | Host Ordinance Items                    | 0                  | 100                 | 100                  | 100                 |
| 55101     | Office Supplies                         | 542                | 900                 | 900                  | 900                 |
| 55201     | Operating Supplies                      | 5,138              | 3,730               | 3,730                | 3,730               |
| 55204     | Fuel                                    | 2,883              | 29,275              | 15,530               | 15,530              |
| 55401     | Books, Pubs, & Subs                     | 277                | 240                 | 195                  | 195                 |
| 55501     | Training & Registrations                | 300                | 980                 | 980                  | 980                 |
| 55801     | Bad Debt                                | 0                  | 0                   | 0                    | 0                   |
| 55901     | Depreciation                            | 0                  | 0                   | 0                    | 0                   |
|           | OPERATING COSTS                         | <u>30,611</u>      | <u>93,016</u>       | <u>105,481</u>       | <u>105,481</u>      |
| 56101     | Land                                    | 0                  | 0                   | 0                    | 0                   |
| 56201     | Buildings                               | 0                  | 0                   | 0                    | 0                   |
| 56301     | Improvements Other Than Buildings       | 0                  | 0                   | 0                    | 0                   |
| 56401     | Machinery & Equipment                   | 8,355              | 0                   | 27,000               | 27,000              |
| 56501     | Construction in Progress                | 0                  | 0                   | 0                    | 0                   |
| 56601     | Books, Publications & Library Materials | 0                  | 0                   | 0                    | 0                   |
|           | CAPITAL OUTLAY                          | <u>8,355</u>       | <u>0</u>            | <u>27,000</u>        | <u>27,000</u>       |
| 57101     | Principal                               | 0                  | 0                   | 0                    | 0                   |
| 57201     | Interest                                | 0                  | 0                   | 0                    | 0                   |
| 57301     | Other Debt Service Costs                | 0                  | 0                   | 0                    | 0                   |
|           | DEBT SERVICE                            | <u>0</u>           | <u>0</u>            | <u>0</u>             | <u>0</u>            |
| 58101     | Aids to Governmental Agencies           | 0                  | 0                   | 0                    | 0                   |
| 58201     | Aids to Private Organizations           | 0                  | 0                   | 0                    | 0                   |
| 58301     | Other Grants and Aids                   | 0                  | 0                   | 0                    | 0                   |
|           | GRANTS AND AIDS                         | <u>0</u>           | <u>0</u>            | <u>0</u>             | <u>0</u>            |
| 59101     | Transfers                               | 0                  | 0                   | 0                    | 0                   |
| 59801     | Reserves                                | 0                  | 0                   | 0                    | 0                   |
|           | NON-OPERATING COSTS                     | <u>0</u>           | <u>0</u>            | <u>0</u>             | <u>0</u>            |
|           | TOTAL BUDGET                            | <u>\$ 189,168</u>  | <u>\$ 275,466</u>   | <u>\$ 317,290</u>    | <u>\$ 317,290</u>   |
| RESOURCES |   |                    |                     |                      |                     |
|           | Tourist Development Tax 4th cent        | \$ 189,168         | \$ 275,466          | \$ 317,290           | \$ 317,290          |
|           | TOTAL REVENUES                          | <u>\$ 189,168</u>  | <u>\$ 275,466</u>   | <u>\$ 317,290</u>    | <u>\$ 317,290</u>   |



FUND: 110 - Other Grants & Projects  
 FUNCTION: Culture/Recreation  
 ACTIVITY: Parks and Recreation

DEPARTMENT: Natural Resources Management  
 DIVISION: Marine Recreation  
 COST CENTER: 220807 - Boating Improvement

| Account   | Title  | Actual<br>FY 18-19 | Adopted<br>FY 19-20 | Proposed<br>FY 20-21 | Adopted<br>FY 20-21 |
|-----------|--|--------------------|---------------------|----------------------|---------------------|
| 51101     | Executive Salaries                               | \$ 0               | \$ 0                | \$ 0                 | 0                   |
| 51201     | Regular Salaries & Wages                         | 0                  | 0                   | 0                    | 0                   |
| 51301     | Other Salaries & Wages                           | 0                  | 0                   | 0                    | 0                   |
| 51401     | Overtime   | 0                  | 0                   | 0                    | 0                   |
| 51501     | Special pay                                      | 0                  | 0                   | 0                    | 0                   |
| 52101     | FICA Taxes                                       | 0                  | 0                   | 0                    | 0                   |
| 52201     | Retirement Contributions                         | 0                  | 0                   | 0                    | 0                   |
| 52301     | Life & Health Insurance                          | 0                  | 0                   | 0                    | 0                   |
| 52401     | Workers' Compensation                            | 0                  | 0                   | 0                    | 0                   |
| 52501     | Unemployment Compensation                        | 0                  | 0                   | 0                    | 0                   |
|           | PERSONNEL COSTS                                  | 0                  | 0                   | 0                    | 0                   |
| 53101     | Professional Services                            | 450                | 0                   | 0                    | 0                   |
| 53201     | Accounting & Auditing                            | 0                  | 0                   | 0                    | 0                   |
| 53301     | Court Reporter Services                          | 0                  | 0                   | 0                    | 0                   |
| 53401     | Other Contractual Services                       | 3,081              | 7,000               | 7,000                | 7,000               |
| 53501     | Investigations                                   | 0                  | 0                   | 0                    | 0                   |
| 53601     | Pension Benefits                                 | 0                  | 0                   | 0                    | 0                   |
| 54001     | Travel & Per Diem                                | 0                  | 0                   | 0                    | 0                   |
| 54101     | Communications                                   | 0                  | 0                   | 0                    | 0                   |
| 54201     | Postage & Freight                                | 0                  | 0                   | 0                    | 0                   |
| 54301     | Utility Services                                 | 983                | 1,500               | 2,316                | 2,316               |
| 54401     | Rentals & Leases                                 | 0                  | 0                   | 0                    | 0                   |
| 54501     | Insurance  | 0                  | 0                   | 0                    | 0                   |
| 54601     | Repair & Maintenance Services                    | 6,787              | 22,500              | 22,500               | 22,500              |
| 54701     | Printing & Binding                               | 0                  | 0                   | 0                    | 0                   |
| 54801     | Promotional Activities                           | 0                  | 0                   | 0                    | 0                   |
| 54901     | Other Current Charges & Obligations              | 0                  | 0                   | 0                    | 0                   |
| 55101     | Office Supplies                                  | 0                  | 0                   | 0                    | 0                   |
| 55201     | Operating Supplies                               | 1,885              | 9,000               | 9,000                | 9,000               |
| 55301     | Road Materials & Supplies                        | 0                  | 0                   | 0                    | 0                   |
| 55401     | Books, Publications, Subscriptions & Memberships | 0                  | 0                   | 0                    | 0                   |
| 55501     | Training & Registrations                         | 0                  | 0                   | 0                    | 0                   |
| 55801     | Bad Debts  | 0                  | 0                   | 0                    | 0                   |
| 55901     | Depreciation                                     | 0                  | 0                   | 0                    | 0                   |
|           | OPERATING COSTS                                  | 13,186             | 40,000              | 40,816               | 40,816              |
| 56101     | Land   | 0                  | 0                   | 0                    | 0                   |
| 56201     | Buildings  | 0                  | 0                   | 0                    | 0                   |
| 56301     | Improvements Other Than Buildings                | 19,611             | 38,000              | 33,878               | 33,878              |
| 56401     | Machinery & Equipment                            | 0                  | 0                   | 0                    | 0                   |
| 56501     | Construction in Progress                         | 0                  | 0                   | 0                    | 0                   |
| 56601     | Books, Publications & Library Materials          | 0                  | 0                   | 0                    | 0                   |
|           | CAPITAL OUTLAY                                   | 19,611             | 38,000              | 33,878               | 33,878              |
| 57101     | Principal  | 0                  | 0                   | 0                    | 0                   |
| 57201     | Interest   | 0                  | 0                   | 0                    | 0                   |
| 57301     | Other Debt Service Costs                         | 0                  | 0                   | 0                    | 0                   |
|           | DEBT SERVICE                                     | 0                  | 0                   | 0                    | 0                   |
| 58101     | Aids to Governmental Agencies                    | 0                  | 0                   | 0                    | 0                   |
| 58201     | Aids to Private Organizations                    | 0                  | 0                   | 0                    | 0                   |
| 58301     | Other Grants and Aids                            | 0                  | 0                   | 0                    | 0                   |
|           | GRANTS AND AIDS                                  | 0                  | 0                   | 0                    | 0                   |
| 59101     | Transfers  | 0                  | 0                   | 0                    | 0                   |
| 59801     | Reserves   | 0                  | 0                   | 0                    | 0                   |
|           | NON-OPERATING COSTS                              | 0                  | 0                   | 0                    | 0                   |
|           | TOTAL BUDGET                                     | \$ 32,797          | \$ 78,000           | \$ 74,694            | \$ 74,694           |
| RESOURCES |  |                    |                     |                      |                     |
|           | Florida Boating Improvement Revenues             | \$ 32,797          | \$ 78,000           | \$ 74,694            | \$ 74,694           |
|           | TOTAL REVENUES                                   | \$ 32,797          | \$ 78,000           | \$ 74,694            | \$ 74,694           |

FUND: 110 - Other Grants & Projects  
 FUNCTION: Physical Environment  
 ACTIVITY: Conservation/Resource Management

DEPARTMENT: Natural Resources Management  
 DIVISION: Marine Recreation  
 COST CENTER: 220338 - Oriskany PCB Monitoring

| Account   | Title  | Actual<br>FY 18-19 | Adopted<br>FY 19-20 | Proposed<br>FY 20-21 | Adopted<br>FY 20-21 |
|-----------|--|--------------------|---------------------|----------------------|---------------------|
| 51101     | Executive Salaries                               | \$ 0               | \$ 0                | \$ 0                 | \$ 0                |
| 51201     | Regular Salaries & Wages                         | 0                  | 0                   | 0                    | 0                   |
| 51301     | Other Salaries & Wages                           | 0                  | 0                   | 0                    | 0                   |
| 51401     | Overtime   | 0                  | 0                   | 0                    | 0                   |
| 51501     | Special pay                                      | 0                  | 0                   | 0                    | 0                   |
| 52101     | FICA Taxes                                       | 0                  | 0                   | 0                    | 0                   |
| 52201     | Retirement Contributions                         | 0                  | 0                   | 0                    | 0                   |
| 52301     | Life & Health Insurance                          | 0                  | 0                   | 0                    | 0                   |
| 52401     | Workers' Compensation                            | 0                  | 0                   | 0                    | 0                   |
| 52501     | Unemployment Compensation                        | 0                  | 0                   | 0                    | 0                   |
|           | PERSONNEL COSTS                                  | 0                  | 0                   | 0                    | 0                   |
| 53101     | Professional Services                            | 32,500             | 0                   | 17,000               | 17,000              |
| 53201     | Accounting & Auditing                            | 0                  | 0                   | 0                    | 0                   |
| 53301     | Court Reporter Services                          | 0                  | 0                   | 0                    | 0                   |
| 53401     | Other Contractual Services                       | 6,650              | 0                   | 0                    | 0                   |
| 53501     | Investigations                                   | 0                  | 0                   | 0                    | 0                   |
| 53601     | Pension Benefits                                 | 0                  | 0                   | 0                    | 0                   |
| 54001     | Travel & Per Diem                                | 0                  | 0                   | 0                    | 0                   |
| 54101     | Communications                                   | 0                  | 0                   | 0                    | 0                   |
| 54201     | Postage & Freight                                | 0                  | 0                   | 0                    | 0                   |
| 54301     | Utility Services                                 | 0                  | 0                   | 0                    | 0                   |
| 54401     | Rentals & Leases                                 | 0                  | 0                   | 0                    | 0                   |
| 54501     | Insurance  | 0                  | 0                   | 0                    | 0                   |
| 54601     | Repair & Maintenance Services                    | 0                  | 0                   | 0                    | 0                   |
| 54701     | Printing & Binding                               | 0                  | 0                   | 0                    | 0                   |
| 54801     | Promotional Activities                           | 0                  | 0                   | 0                    | 0                   |
| 54901     | Other Current Charges & Obligations              | 0                  | 0                   | 0                    | 0                   |
| 55101     | Office Supplies                                  | 0                  | 0                   | 0                    | 0                   |
| 55201     | Operating Supplies                               | 162                | 0                   | 0                    | 0                   |
| 55301     | Road Materials & Supplies                        | 0                  | 0                   | 0                    | 0                   |
| 55401     | Books, Publications, Subscriptions & Memberships | 0                  | 0                   | 0                    | 0                   |
| 55501     | Training & Registrations                         | 0                  | 0                   | 0                    | 0                   |
| 55801     | Bad Debts  | 0                  | 0                   | 0                    | 0                   |
| 55901     | Depreciation                                     | 0                  | 0                   | 0                    | 0                   |
|           | OPERATING COSTS                                  | 39,312             | 0                   | 17,000               | 17,000              |
| 56101     | Land   | 0                  | 0                   | 0                    | 0                   |
| 56201     | Buildings  | 0                  | 0                   | 0                    | 0                   |
| 56301     | Improvements Other Than Buildings                | 0                  | 0                   | 0                    | 0                   |
| 56401     | Machinery & Equipment                            | 0                  | 0                   | 0                    | 0                   |
| 56501     | Construction in Progress                         | 0                  | 0                   | 0                    | 0                   |
| 56601     | Books, Publications & Library Materials          | 0                  | 0                   | 0                    | 0                   |
|           | CAPITAL OUTLAY                                   | 0                  | 0                   | 0                    | 0                   |
| 57101     | Principal  | 0                  | 0                   | 0                    | 0                   |
| 57201     | Interest   | 0                  | 0                   | 0                    | 0                   |
| 57301     | Other Debt Service Costs                         | 0                  | 0                   | 0                    | 0                   |
|           | DEBT SERVICE                                     | 0                  | 0                   | 0                    | 0                   |
| 58101     | Aids to Governmental Agencies                    | 0                  | 0                   | 0                    | 0                   |
| 58201     | Aids to Private Organizations                    | 0                  | 0                   | 0                    | 0                   |
| 58301     | Other Grants and Aids                            | 0                  | 0                   | 0                    | 0                   |
|           | GRANTS AND AIDS                                  | 0                  | 0                   | 0                    | 0                   |
| 59101     | Transfers  | 0                  | 0                   | 0                    | 0                   |
| 59801     | Reserves   | 0                  | 0                   | 0                    | 0                   |
|           | NON-OPERATING COSTS                              | 0                  | 0                   | 0                    | 0                   |
|           | TOTAL BUDGET                                     | \$ 39,312          | \$ 0                | \$ 17,000            | \$ 17,000           |
| RESOURCES |  |                    |                     |                      |                     |
|           | Grant Revenues                                   | \$ 39,312          | \$ 0                | \$ 17,000            | \$ 17,000           |
|           | TOTAL REVENUES                                   | \$ 39,312          | \$ 0                | \$ 17,000            | \$ 17,000           |

FUND: 001 - General Fund  
 FUNCTION: Physical Environment  
 ACTIVITY: Conservation/Resource Management

DEPARTMENT: Natural Resources Management  
 DIVISION: Natural Resource Conservation  
 COST CENTER: 220901 - Natural Resource Conservation

| Account   | Title                                   | Actual<br>FY 18-19 | Adopted<br>FY 19-20 | Proposed<br>FY 20-21 | Adopted<br>FY 20-21 |
|-----------|---|--------------------|---------------------|----------------------|---------------------|
| 51101     | Executive Salaries                      | \$ 0               | \$ 0                | \$ 0                 | 0                   |
| 51201     | Regular Salaries & Wages                | 174,043            | 234,751             | 219,575              | 219,575             |
| 51301     | Other Salaries & Wages                  | 0                  | 0                   | 0                    | 0                   |
| 51401     | Overtime                                | 0                  | 0                   | 0                    | 0                   |
| 51501     | Special pay                             | 0                  | 2,400               | 0                    | 0                   |
| 52101     | FICA Taxes                              | 13,492             | 18,143              | 16,797               | 16,797              |
| 52201     | Retirement Contributions                | 19,319             | 28,852              | 21,959               | 21,959              |
| 52301     | Life & Health Insurance                 | 43,331             | 30,000              | 40,000               | 40,000              |
| 52401     | Workers' Compensation                   | 3,665              | 3,164               | 4,258                | 4,258               |
| 52501     | Unemployment Compensation               | 0                  | 0                   | 0                    | 0                   |
|           | PERSONNEL COSTS                         | <u>253,850</u>     | <u>317,310</u>      | <u>302,589</u>       | <u>302,589</u>      |
| 53101     | Professional Services                   | 0                  | 0                   | 0                    | 0                   |
| 53201     | Accounting & Auditing                   | 0                  | 0                   | 0                    | 0                   |
| 53301     | Court Reporter Services                 | 0                  | 0                   | 0                    | 0                   |
| 53401     | Other Contractual Services              | 0                  | 0                   | 0                    | 0                   |
| 53501     | Investigations                          | 0                  | 0                   | 0                    | 0                   |
| 53601     | Pension Benefits                        | 0                  | 0                   | 0                    | 0                   |
| 54001     | Travel & Per Diem                       | 0                  | 603                 | 1,593                | 1,593               |
| 54101     | Communications                          | 601                | 675                 | 1,299                | 1,299               |
| 54201     | Postage & Freight                       | 82                 | 100                 | 100                  | 100                 |
| 54301     | Utility Services                        | 0                  | 0                   | 0                    | 0                   |
| 54401     | Rentals & Leases                        | 5,544              | 5,544               | 5,544                | 5,544               |
| 54501     | Insurance                               | 0                  | 0                   | 0                    | 0                   |
| 54601     | Repair & Maintenance Services           | 983                | 1,374               | 6,786                | 6,786               |
| 54701     | Printing & Binding                      | 0                  | 0                   | 125                  | 125                 |
| 54801     | Promotional Activities                  | 82                 | 200                 | 100                  | 100                 |
| 54901     | Other Current Charges & Obligations     | 0                  | 0                   | 100                  | 100                 |
| 54931     | Host Ordinance Items                    | 0                  | 0                   | 0                    | 0                   |
| 55101     | Office Supplies                         | 1,563              | 320                 | 600                  | 600                 |
| 55201     | Operating Supplies                      | 521                | 916                 | 1,903                | 1,903               |
| 55204     | Fuel                                    | 7                  | 51                  | 50                   | 50                  |
| 55401     | Books, Pubs, & Subs                     | 55                 | 63                  | 275                  | 275                 |
| 55501     | Training & Registrations                | 0                  | 480                 | 520                  | 520                 |
| 55801     | Bad Debts                               | 0                  | 0                   | 0                    | 0                   |
| 55901     | Depreciation                            | 0                  | 0                   | 0                    | 0                   |
|           | OPERATING COSTS                         | <u>9,438</u>       | <u>10,326</u>       | <u>18,995</u>        | <u>18,995</u>       |
| 56101     | Land                                    | 0                  | 0                   | 0                    | 0                   |
| 56201     | Buildings                               | 0                  | 0                   | 0                    | 0                   |
| 56301     | Improvements Other Than Buildings       | 0                  | 0                   | 0                    | 0                   |
| 56401     | Machinery & Equipment                   | 0                  | 0                   | 0                    | 0                   |
| 56501     | Construction in Progress                | 0                  | 0                   | 0                    | 0                   |
| 56601     | Books, Publications & Library Materials | 0                  | 0                   | 0                    | 0                   |
|           | CAPITAL OUTLAY                          | <u>0</u>           | <u>0</u>            | <u>0</u>             | <u>0</u>            |
| 57101     | Principal                               | 0                  | 0                   | 0                    | 0                   |
| 57201     | Interest                                | 0                  | 0                   | 0                    | 0                   |
| 57301     | Other Debt Service Costs                | 0                  | 0                   | 0                    | 0                   |
|           | DEBT SERVICE                            | <u>0</u>           | <u>0</u>            | <u>0</u>             | <u>0</u>            |
| 58101     | Aids to Governmental Agencies           | 0                  | 0                   | 0                    | 0                   |
| 58201     | Aids to Private Organizations           | 0                  | 0                   | 0                    | 0                   |
| 58301     | Other Grants and Aids                   | 0                  | 0                   | 0                    | 0                   |
|           | GRANTS AND AIDS                         | <u>0</u>           | <u>0</u>            | <u>0</u>             | <u>0</u>            |
| 59101     | Transfers                               | 0                  | 0                   | 0                    | 0                   |
| 59801     | Reserves                                | 0                  | 0                   | 0                    | 0                   |
|           | NON-OPERATING COSTS                     | <u>0</u>           | <u>0</u>            | <u>0</u>             | <u>0</u>            |
|           | TOTAL BUDGET                            | <u>\$ 263,287</u>  | <u>\$ 327,636</u>   | <u>\$ 321,584</u>    | <u>\$ 321,584</u>   |
| RESOURCES |   |                    |                     |                      |                     |
|           | General Fund Revenues                   | \$ 263,287         | \$ 327,636          | \$ 321,584           | \$ 321,584          |
|           | TOTAL REVENUES                          | <u>\$ 263,287</u>  | <u>\$ 327,636</u>   | <u>\$ 321,584</u>    | <u>\$ 321,584</u>   |

FUND: 001 - General Fund  
 FUNCTION: Physical Environment  
 ACTIVITY: Conservation/Resource Management

DEPARTMENT: Natural Resources Management  
 DIVISION: RESTORE  
 COST CENTER: 220105 - Gen Fund RESTORE Direct Component

| Account   | Title                                   | Actual<br>FY 18-19 | Adopted<br>FY 19-20 | Proposed<br>FY 20-21 | Adopted<br>FY 20-21 |
|-----------|---|--------------------|---------------------|----------------------|---------------------|
| 51101     | Executive Salaries                      | \$ 0               | \$ 0                | \$ 0                 | 0                   |
| 51201     | Regular Salaries & Wages                | 52,626             | 59,372              | 59,966               | 59,966              |
| 51301     | Other Salaries & Wages                  | 0                  | 0                   | 0                    | 0                   |
| 51401     | Overtime                                | 0                  | 0                   | 0                    | 0                   |
| 51501     | Special pay                             | 0                  | 0                   | 0                    | 0                   |
| 52101     | FICA Taxes                              | 4,082              | 4,542               | 4,588                | 4,588               |
| 52201     | Retirement Contributions                | 4,381              | 5,029               | 5,997                | 5,997               |
| 52301     | Life & Health Insurance                 | 19,900             | 12,500              | 12,500               | 12,500              |
| 52401     | Workers' Compensation                   | 109                | 82                  | 92                   | 92                  |
| 52501     | Unemployment Compensation               | 0                  | 0                   | 0                    | 0                   |
|           | PERSONNEL COSTS                         | <u>81,098</u>      | <u>81,525</u>       | <u>83,143</u>        | <u>83,143</u>       |
| 53101     | Professional Services                   | 0                  | 0                   | 0                    | 0                   |
| 53201     | Accounting & Auditing                   | 0                  | 0                   | 0                    | 0                   |
| 53301     | Court Reporter Services                 | 0                  | 0                   | 0                    | 0                   |
| 53401     | Other Contractual Services              | 0                  | 0                   | 0                    | 0                   |
| 53501     | Investigations                          | 0                  | 0                   | 0                    | 0                   |
| 53601     | Pension Benefits                        | 0                  | 0                   | 0                    | 0                   |
| 54001     | Travel & Per Diem                       | 0                  | 0                   | 0                    | 0                   |
| 54101     | Communications                          | 0                  | 0                   | 0                    | 0                   |
| 54201     | Postage & Freight                       | 0                  | 0                   | 0                    | 0                   |
| 54301     | Utility Services                        | 0                  | 0                   | 0                    | 0                   |
| 54401     | Rentals & Leases                        | 0                  | 0                   | 0                    | 0                   |
| 54501     | Insurance                               | 0                  | 0                   | 0                    | 0                   |
| 54601     | Repair & Maintenance Services           | 0                  | 0                   | 0                    | 0                   |
| 54701     | Printing & Binding                      | 0                  | 0                   | 0                    | 0                   |
| 54801     | Promotional Activities                  | 0                  | 0                   | 0                    | 0                   |
| 54901     | Other Current Charges & Obligations     | 0                  | 0                   | 0                    | 0                   |
| 54931     | Host Ordinance Items                    | 0                  | 0                   | 0                    | 0                   |
| 55101     | Office Supplies                         | 0                  | 0                   | 0                    | 0                   |
| 55201     | Operating Supplies                      | 0                  | 0                   | 0                    | 0                   |
| 55204     | Fuel                                    | 0                  | 0                   | 0                    | 0                   |
| 55401     | Books, Pubs, & Subs                     | 0                  | 0                   | 0                    | 0                   |
| 55501     | Training & Registrations                | 0                  | 0                   | 0                    | 0                   |
| 55801     | Bad Debt                                | 0                  | 0                   | 0                    | 0                   |
| 55901     | Depreciation                            | 0                  | 0                   | 0                    | 0                   |
|           | OPERATING COSTS                         | <u>0</u>           | <u>0</u>            | <u>0</u>             | <u>0</u>            |
| 56101     | Land                                    | 0                  | 0                   | 0                    | 0                   |
| 56201     | Buildings                               | 0                  | 0                   | 0                    | 0                   |
| 56301     | Improvements Other Than Buildings       | 0                  | 0                   | 0                    | 0                   |
| 56401     | Machinery & Equipment                   | 29,000             | 0                   | 0                    | 0                   |
| 56501     | Construction in Progress                | 0                  | 0                   | 0                    | 0                   |
| 56601     | Books, Publications & Library Materials | 0                  | 0                   | 0                    | 0                   |
|           | CAPITAL OUTLAY                          | <u>29,000</u>      | <u>0</u>            | <u>0</u>             | <u>0</u>            |
| 57101     | Principal                               | 0                  | 0                   | 0                    | 0                   |
| 57201     | Interest                                | 0                  | 0                   | 0                    | 0                   |
| 57301     | Other Debt Service Costs                | 0                  | 0                   | 0                    | 0                   |
|           | DEBT SERVICE                            | <u>0</u>           | <u>0</u>            | <u>0</u>             | <u>0</u>            |
| 58101     | Aids to Governmental Agencies           | 0                  | 0                   | 0                    | 0                   |
| 58201     | Aids to Private Organizations           | 0                  | 0                   | 0                    | 0                   |
| 58301     | Other Grants and Aids                   | 0                  | 0                   | 0                    | 0                   |
|           | GRANTS AND AIDS                         | <u>0</u>           | <u>0</u>            | <u>0</u>             | <u>0</u>            |
| 59101     | Transfers                               | 0                  | 0                   | 0                    | 0                   |
| 59801     | Reserves                                | 0                  | 0                   | 0                    | 0                   |
|           | NON-OPERATING COSTS                     | <u>0</u>           | <u>0</u>            | <u>0</u>             | <u>0</u>            |
|           | TOTAL BUDGET                            | <u>110,098</u>     | <u>81,525</u>       | <u>83,143</u>        | <u>83,143</u>       |
| RESOURCES |   |                    |                     |                      |                     |
|           | General Fund Revenues                   | 110,098            | 81,525              | 83,143               | 83,143              |
|           | TOTAL REVENUES                          | <u>110,098</u>     | <u>81,525</u>       | <u>83,143</u>        | <u>83,143</u>       |

FUND: 118 - Gulf Coast Restoration Fund  
 FUNCTION: Culture/Recreation  
 ACTIVITY: Parks and Recreation

DEPARTMENT: Natural Resources Management  
 DIVISION: RESTORE  
 COST CENTER: 222001 - NRDA Boat Ramps

| Account   | Title  | Actual<br>FY 18-19 | Adopted<br>FY 19-20 | Proposed<br>FY 20-21 | Adopted<br>FY 20-21 |
|-----------|--|--------------------|---------------------|----------------------|---------------------|
| 51101     | Executive Salaries                               | \$ 0               | \$ 0                | \$ 0                 | 0                   |
| 51201     | Regular Salaries & Wages                         | 0                  | 0                   | 0                    | 0                   |
| 51301     | Other Salaries & Wages                           | 0                  | 0                   | 0                    | 0                   |
| 51401     | Overtime   | 0                  | 0                   | 0                    | 0                   |
| 51501     | Special pay                                      | 0                  | 0                   | 0                    | 0                   |
| 52101     | FICA Taxes                                       | 0                  | 0                   | 0                    | 0                   |
| 52201     | Retirement Contributions                         | 0                  | 0                   | 0                    | 0                   |
| 52301     | Life & Health Insurance                          | 0                  | 0                   | 0                    | 0                   |
| 52401     | Workers' Compensation                            | 0                  | 0                   | 0                    | 0                   |
| 52501     | Unemployment Compensation                        | 0                  | 0                   | 0                    | 0                   |
|           | PERSONNEL COSTS                                  | 0                  | 0                   | 0                    | 0                   |
| 53101     | Professional Services                            | 0                  | 0                   | 0                    | 0                   |
| 53201     | Accounting & Auditing                            | 0                  | 0                   | 0                    | 0                   |
| 53301     | Court Reporter Services                          | 0                  | 0                   | 0                    | 0                   |
| 53401     | Other Contractual Services                       | 10,032             | 0                   | 5,178                | 5,178               |
| 53501     | Investigations                                   | 0                  | 0                   | 0                    | 0                   |
| 53601     | Pension Benefits                                 | 0                  | 0                   | 0                    | 0                   |
| 54001     | Travel & Per Diem                                | 0                  | 0                   | 0                    | 0                   |
| 54101     | Communications                                   | 0                  | 0                   | 0                    | 0                   |
| 54201     | Postage & Freight                                | 0                  | 0                   | 0                    | 0                   |
| 54301     | Utility Services                                 | 11,957             | 0                   | 0                    | 0                   |
| 54401     | Rentals & Leases                                 | 0                  | 0                   | 0                    | 0                   |
| 54501     | Insurance  | 0                  | 0                   | 0                    | 0                   |
| 54601     | Repair & Maintenance Services                    | 2,669              | 0                   | 0                    | 0                   |
| 54701     | Printing & Binding                               | 0                  | 0                   | 0                    | 0                   |
| 54801     | Promotional Activities                           | 0                  | 0                   | 0                    | 0                   |
| 54901     | Other Current Charges & Obligations              | 0                  | 0                   | 0                    | 0                   |
| 54931     | Host Ordinance Items                             | 0                  | 0                   | 0                    | 0                   |
| 55101     | Office Supplies                                  | 0                  | 0                   | 0                    | 0                   |
| 55201     | Operating Supplies                               | 15,158             | 0                   | 0                    | 0                   |
| 55301     | Road Materials & Supplies                        | 0                  | 0                   | 0                    | 0                   |
| 55401     | Books, Publications, Subscriptions & Memberships | 0                  | 0                   | 0                    | 0                   |
| 55501     | Training & Registration                          | 0                  | 0                   | 0                    | 0                   |
| 55801     | Bad Debt   | 0                  | 0                   | 0                    | 0                   |
| 55901     | Depreciation                                     | 0                  | 0                   | 0                    | 0                   |
|           | OPERATING COSTS                                  | 39,816             | 0                   | 5,178                | 5,178               |
| 56101     | Land   | 0                  | 0                   | 0                    | 0                   |
| 56201     | Buildings  | 0                  | 0                   | 0                    | 0                   |
| 56301     | Improvements Other Than Buildings                | 0                  | 0                   | 0                    | 0                   |
| 56401     | Machinery & Equipment                            | 0                  | 0                   | 0                    | 0                   |
| 56501     | Construction in Progress                         | 0                  | 0                   | 0                    | 0                   |
| 56601     | Books, Publications & Library Materials          | 0                  | 0                   | 0                    | 0                   |
| 56801     | Intangible Assets                                | 0                  | 0                   | 0                    | 0                   |
|           | CAPITAL OUTLAY                                   | 0                  | 0                   | 0                    | 0                   |
| 57101     | Principal  | 0                  | 0                   | 0                    | 0                   |
| 57201     | Interest   | 0                  | 0                   | 0                    | 0                   |
| 57301     | Other Debt Service Costs                         | 0                  | 0                   | 0                    | 0                   |
|           | DEBT SERVICE                                     | 0                  | 0                   | 0                    | 0                   |
| 58101     | Aids to Governmental Agencies                    | 0                  | 0                   | 0                    | 0                   |
| 58201     | Aids to Private Organizations                    | 0                  | 0                   | 0                    | 0                   |
| 58301     | Other Grants and Aids                            | 0                  | 0                   | 0                    | 0                   |
|           | GRANTS AND AIDS                                  | 0                  | 0                   | 0                    | 0                   |
| 59101     | Transfers  | 0                  | 0                   | 0                    | 0                   |
| 59801     | Reserves   | 0                  | 0                   | 0                    | 0                   |
|           | NON-OPERATING COSTS                              | 0                  | 0                   | 0                    | 0                   |
|           | TOTAL BUDGET                                     | \$ 39,816          | \$ 0                | \$ 5,178             | \$ 5,178            |
| RESOURCES |  |                    |                     |                      |                     |
|           | Gulf Coast Restoration Fund Revenues             | \$ 39,816          | \$ 0                | \$ 5,178             | \$ 5,178            |
|           | TOTAL REVENUES                                   | \$ 39,816          | \$ 0                | \$ 5,178             | \$ 5,178            |

FUND: 118 - Gulf Coast Restoration Fund  
 FUNCTION: Physical Environment  
 ACTIVITY: Conservation/Resource Management

DEPARTMENT: Natural Resources Management  
 DIVISION: RESTORE  
 COST CENTER: 222002 - Nat'l Fish & Wildlife (NFWF) Bayou Chico Grant

| Account   | Title  | Actual<br>FY 18-19 | Adopted<br>FY 19-20 | Proposed<br>FY 20-21 | Adopted<br>FY 20-21 |
|-----------|--|--------------------|---------------------|----------------------|---------------------|
| 51101     | Executive Salaries                               | \$ 0               | \$ 0                | \$ 0                 | 0                   |
| 51201     | Regular Salaries & Wages                         | 0                  | 0                   | 25,102               | 25,102              |
| 51301     | Other Salaries & Wages                           | 0                  | 0                   | 0                    | 0                   |
| 51401     | Overtime   | 0                  | 0                   | 0                    | 0                   |
| 51501     | Special pay                                      | 0                  | 0                   | 0                    | 0                   |
| 52101     | FICA Taxes                                       | 0                  | 0                   | 1,920                | 1,920               |
| 52201     | Retirement Contributions                         | 0                  | 0                   | 2,510                | 2,510               |
| 52301     | Life & Health Insurance                          | 0                  | 0                   | 8,300                | 8,300               |
| 52401     | Workers' Compensation                            | 0                  | 0                   | 879                  | 879                 |
| 52501     | Unemployment Compensation                        | 0                  | 0                   | 0                    | 0                   |
|           | PERSONNEL COSTS                                  | 0                  | 0                   | 38,711               | 38,711              |
| 53101     | Professional Services                            | 0                  | 0                   | 0                    | 0                   |
| 53201     | Accounting & Auditing                            | 0                  | 0                   | 0                    | 0                   |
| 53301     | Court Reporter Services                          | 0                  | 0                   | 0                    | 0                   |
| 53401     | Other Contractual Services                       | 0                  | 0                   | 15,000               | 15,000              |
| 53501     | Investigations                                   | 0                  | 0                   | 0                    | 0                   |
| 53601     | Pension Benefits                                 | 0                  | 0                   | 0                    | 0                   |
| 54001     | Travel & Per Diem                                | 0                  | 0                   | 0                    | 0                   |
| 54101     | Communications                                   | 0                  | 0                   | 0                    | 0                   |
| 54201     | Postage & Freight                                | 0                  | 0                   | 0                    | 0                   |
| 54301     | Utility Services                                 | 0                  | 0                   | 0                    | 0                   |
| 54401     | Rentals & Leases                                 | 0                  | 0                   | 0                    | 0                   |
| 54501     | Insurance  | 0                  | 0                   | 0                    | 0                   |
| 54601     | Repair & Maintenance Services                    | 0                  | 0                   | 0                    | 0                   |
| 54701     | Printing & Binding                               | 0                  | 0                   | 0                    | 0                   |
| 54801     | Promotional Activities                           | 0                  | 0                   | 0                    | 0                   |
| 54901     | Other Current Charges & Obligations              | 0                  | 0                   | 0                    | 0                   |
| 54931     | Host Ordinance Items                             | 0                  | 0                   | 0                    | 0                   |
| 55101     | Office Supplies                                  | 0                  | 0                   | 0                    | 0                   |
| 55201     | Operating Supplies                               | 0                  | 0                   | 0                    | 0                   |
| 55301     | Road Materials & Supplies                        | 0                  | 0                   | 0                    | 0                   |
| 55401     | Books, Publications, Subscriptions & Memberships | 0                  | 0                   | 0                    | 0                   |
| 55501     | Training & Registration                          | 0                  | 0                   | 0                    | 0                   |
| 55801     | Bad Debt   | 0                  | 0                   | 0                    | 0                   |
| 55901     | Depreciation                                     | 0                  | 0                   | 0                    | 0                   |
|           | OPERATING COSTS                                  | 0                  | 0                   | 15,000               | 15,000              |
| 56101     | Land   | 0                  | 0                   | 0                    | 0                   |
| 56201     | Buildings  | 0                  | 0                   | 0                    | 0                   |
| 56301     | Improvements Other Than Buildings                | 1,119,871          | 0                   | 144,937              | 144,937             |
| 56401     | Machinery & Equipment                            | 24,000             | 0                   | 0                    | 0                   |
| 56501     | Construction in Progress                         | 0                  | 0                   | 0                    | 0                   |
| 56601     | Books, Publications & Library Materials          | 0                  | 0                   | 0                    | 0                   |
| 56801     | Intangible Assets                                | 0                  | 0                   | 0                    | 0                   |
|           | CAPITAL OUTLAY                                   | 1,143,871          | 0                   | 144,937              | 144,937             |
| 57101     | Principal  | 0                  | 0                   | 0                    | 0                   |
| 57201     | Interest   | 0                  | 0                   | 0                    | 0                   |
| 57301     | Other Debt Service Costs                         | 0                  | 0                   | 0                    | 0                   |
|           | DEBT SERVICE                                     | 0                  | 0                   | 0                    | 0                   |
| 58101     | Aids to Governmental Agencies                    | 324,169            | 0                   | 0                    | 0                   |
| 58201     | Aids to Private Organizations                    | 0                  | 0                   | 0                    | 0                   |
| 58301     | Other Grants and Aids                            | 0                  | 0                   | 0                    | 0                   |
|           | GRANTS AND AIDS                                  | 324,169            | 0                   | 0                    | 0                   |
| 59101     | Transfers  | 0                  | 0                   | 0                    | 0                   |
| 59801     | Reserves   | 0                  | 0                   | 0                    | 0                   |
|           | NON-OPERATING COSTS                              | 0                  | 0                   | 0                    | 0                   |
|           | TOTAL BUDGET                                     | \$ 1,468,040       | \$ 0                | \$ 198,648           | \$ 198,648          |
| RESOURCES |  |                    |                     |                      |                     |
|           | Gulf Coast Restoration Fund Revenues             | \$ 1,468,040       | \$ 0                | \$ 198,648           | \$ 198,648          |
|           | TOTAL REVENUES                                   | \$ 1,468,040       | \$ 0                | \$ 198,648           | \$ 198,648          |

FUND: 118 - Gulf Coast Restoration Fund  
 FUNCTION: Culture/Recreation  
 ACTIVITY: Other Culture/Recreation

DEPARTMENT: Natural Resources Management  
 DIVISION: RESTORE  
 COST CENTER: 222004 - FWC15153 Artificial Reef

| Account   | Title  | Actual<br>FY 18-19  | Adopted<br>FY 19-20 | Proposed<br>FY 20-21 | Adopted<br>FY 20-21 |
|-----------|--|---------------------|---------------------|----------------------|---------------------|
| 51101     | Executive Salaries                               | \$ 0                | \$ 0                | \$ 0                 | 0                   |
| 51201     | Regular Salaries & Wages                         | 0                   | 0                   | 0                    | 0                   |
| 51301     | Other Salaries & Wages                           | 0                   | 0                   | 0                    | 0                   |
| 51401     | Overtime   | 0                   | 0                   | 0                    | 0                   |
| 51501     | Special pay                                      | 0                   | 0                   | 0                    | 0                   |
| 52101     | FICA Taxes                                       | 0                   | 0                   | 0                    | 0                   |
| 52201     | Retirement Contributions                         | 0                   | 0                   | 0                    | 0                   |
| 52301     | Life & Health Insurance                          | 0                   | 0                   | 0                    | 0                   |
| 52401     | Workers' Compensation                            | 0                   | 0                   | 0                    | 0                   |
| 52501     | Unemployment Compensation                        | 0                   | 0                   | 0                    | 0                   |
|           | PERSONNEL COSTS                                  | <u>0</u>            | <u>0</u>            | <u>0</u>             | <u>0</u>            |
| 53101     | Professional Services                            | 0                   | 0                   | 0                    | 0                   |
| 53201     | Accounting & Auditing                            | 0                   | 0                   | 0                    | 0                   |
| 53301     | Court Reporter Services                          | 0                   | 0                   | 0                    | 0                   |
| 53401     | Other Contractual Services                       | 2,451               | 0                   | 6,197                | 6,197               |
| 53501     | Investigations                                   | 0                   | 0                   | 0                    | 0                   |
| 53601     | Pension Benefits                                 | 0                   | 0                   | 0                    | 0                   |
| 54001     | Travel & Per Diem                                | 0                   | 0                   | 0                    | 0                   |
| 54101     | Communications                                   | 0                   | 0                   | 0                    | 0                   |
| 54201     | Postage & Freight                                | 0                   | 0                   | 0                    | 0                   |
| 54301     | Utility Services                                 | 0                   | 0                   | 0                    | 0                   |
| 54401     | Rentals & Leases                                 | 0                   | 0                   | 0                    | 0                   |
| 54501     | Insurance  | 0                   | 0                   | 0                    | 0                   |
| 54601     | Repair & Maintenance Services                    | 2,219               | 0                   | 0                    | 0                   |
| 54701     | Printing & Binding                               | 0                   | 0                   | 0                    | 0                   |
| 54801     | Promotional Activities                           | 0                   | 0                   | 0                    | 0                   |
| 54901     | Other Current Charges & Obligations              | 0                   | 0                   | 0                    | 0                   |
| 54931     | Host Ordinance Items                             | 0                   | 0                   | 0                    | 0                   |
| 55101     | Office Supplies                                  | 0                   | 0                   | 0                    | 0                   |
| 55201     | Operating Supplies                               | 3,293               | 0                   | 0                    | 0                   |
| 55204     | Fuel   | 2,898               | 0                   | 0                    | 0                   |
| 55401     | Books, Publications, Subscriptions & Memberships | 0                   | 0                   | 0                    | 0                   |
| 55501     | Training & Registration                          | 0                   | 0                   | 0                    | 0                   |
| 55801     | Bad Debt   | 0                   | 0                   | 0                    | 0                   |
| 55901     | Depreciation                                     | 0                   | 0                   | 0                    | 0                   |
|           | OPERATING COSTS                                  | <u>10,861</u>       | <u>0</u>            | <u>6,197</u>         | <u>6,197</u>        |
| 56101     | Land   | 0                   | 0                   | 0                    | 0                   |
| 56201     | Buildings  | 0                   | 0                   | 0                    | 0                   |
| 56301     | Improvements Other Than Buildings                | 1,805,264           | 0                   | 0                    | 0                   |
| 56401     | Machinery & Equipment                            | 1,488               | 0                   | 0                    | 0                   |
| 56501     | Construction in Progress                         | 0                   | 0                   | 0                    | 0                   |
| 56601     | Books, Publications & Library Materials          | 0                   | 0                   | 0                    | 0                   |
| 56801     | Intangible Assets                                | 0                   | 0                   | 0                    | 0                   |
|           | CAPITAL OUTLAY                                   | <u>1,806,752</u>    | <u>0</u>            | <u>0</u>             | <u>0</u>            |
| 57101     | Principal  | 0                   | 0                   | 0                    | 0                   |
| 57201     | Interest   | 0                   | 0                   | 0                    | 0                   |
| 57301     | Other Debt Service Costs                         | 0                   | 0                   | 0                    | 0                   |
|           | DEBT SERVICE                                     | <u>0</u>            | <u>0</u>            | <u>0</u>             | <u>0</u>            |
| 58101     | Aids to Governmental Agencies                    | 0                   | 0                   | 0                    | 0                   |
| 58201     | Aids to Private Organizations                    | 0                   | 0                   | 0                    | 0                   |
| 58301     | Other Grants and Aids                            | 0                   | 0                   | 0                    | 0                   |
|           | GRANTS AND AIDS                                  | <u>0</u>            | <u>0</u>            | <u>0</u>             | <u>0</u>            |
| 59101     | Transfers  | 0                   | 0                   | 0                    | 0                   |
| 59801     | Reserves   | 0                   | 0                   | 0                    | 0                   |
|           | NON-OPERATING COSTS                              | <u>0</u>            | <u>0</u>            | <u>0</u>             | <u>0</u>            |
|           | TOTAL BUDGET                                     | <u>\$ 1,817,612</u> | <u>\$ 0</u>         | <u>\$ 6,197</u>      | <u>\$ 6,197</u>     |
| RESOURCES |  |                     |                     |                      |                     |
|           | Gulf Coast Restoration Fund Revenues             | \$ 1,817,612        | \$ 0                | \$ 6,197             | 6,197               |
|           | TOTAL REVENUES                                   | <u>\$ 1,817,612</u> | <u>\$ 0</u>         | <u>\$ 6,197</u>      | <u>\$ 6,197</u>     |



FUND: 118 - Gulf Coast Restoration Fund  
 FUNCTION: Physical Environment  
 ACTIVITY: Conservation/Resource Management

DEPARTMENT: Natural Resources Management  
 DIVISION: RESTORE  
 COST CENTER: 222006 - Bayou Chico Sediment

| Account   | Title  | Actual<br>FY 18-19 | Adopted<br>FY 19-20 | Proposed<br>FY 20-21 | Adopted<br>FY 20-21 |
|-----------|--|--------------------|---------------------|----------------------|---------------------|
| 51101     | Executive Salaries                               | \$ 0               | \$ 0                | \$ 0                 | 0                   |
| 51201     | Regular Salaries & Wages                         | 0                  | 0                   | 0                    | 0                   |
| 51301     | Other Salaries & Wages                           | 0                  | 0                   | 0                    | 0                   |
| 51401     | Overtime   | 0                  | 0                   | 0                    | 0                   |
| 51501     | Special pay                                      | 0                  | 0                   | 0                    | 0                   |
| 52101     | FICA Taxes                                       | 0                  | 0                   | 0                    | 0                   |
| 52201     | Retirement Contributions                         | 0                  | 0                   | 0                    | 0                   |
| 52301     | Life & Health Insurance                          | 0                  | 0                   | 0                    | 0                   |
| 52401     | Workers' Compensation                            | 0                  | 0                   | 0                    | 0                   |
| 52501     | Unemployment Compensation                        | 0                  | 0                   | 0                    | 0                   |
|           | PERSONNEL COSTS                                  | 0                  | 0                   | 0                    | 0                   |
| 53101     | Professional Services                            | 0                  | 0                   | 335,510              | 335,510             |
| 53201     | Accounting & Auditing                            | 0                  | 0                   | 0                    | 0                   |
| 53301     | Court Reporter Services                          | 0                  | 0                   | 0                    | 0                   |
| 53401     | Other Contractual Services                       | 0                  | 0                   | 0                    | 0                   |
| 53501     | Investigations                                   | 0                  | 0                   | 0                    | 0                   |
| 53601     | Pension Benefits                                 | 0                  | 0                   | 0                    | 0                   |
| 54001     | Travel & Per Diem                                | 0                  | 0                   | 0                    | 0                   |
| 54101     | Communications                                   | 0                  | 0                   | 0                    | 0                   |
| 54201     | Postage & Freight                                | 0                  | 0                   | 0                    | 0                   |
| 54301     | Utility Services                                 | 0                  | 0                   | 0                    | 0                   |
| 54401     | Rentals & Leases                                 | 0                  | 0                   | 0                    | 0                   |
| 54501     | Insurance  | 0                  | 0                   | 0                    | 0                   |
| 54601     | Repair & Maintenance Services                    | 0                  | 0                   | 0                    | 0                   |
| 54701     | Printing & Binding                               | 0                  | 0                   | 0                    | 0                   |
| 54801     | Promotional Activities                           | 0                  | 0                   | 0                    | 0                   |
| 54901     | Other Current Charges & Obligations              | 0                  | 0                   | 0                    | 0                   |
| 54931     | Host Ordinance Items                             | 0                  | 0                   | 0                    | 0                   |
| 55101     | Office Supplies                                  | 0                  | 0                   | 0                    | 0                   |
| 55201     | Operating Supplies                               | 0                  | 0                   | 0                    | 0                   |
| 55301     | Road Materials & Supplies                        | 0                  | 0                   | 0                    | 0                   |
| 55401     | Books, Publications, Subscriptions & Memberships | 0                  | 0                   | 0                    | 0                   |
| 55501     | Training & Registration                          | 0                  | 0                   | 0                    | 0                   |
| 55801     | Bad Debt   | 0                  | 0                   | 0                    | 0                   |
| 55901     | Depreciation                                     | 0                  | 0                   | 0                    | 0                   |
|           | OPERATING COSTS                                  | 0                  | 0                   | 335,510              | 335,510             |
| 56101     | Land   | 0                  | 0                   | 0                    | 0                   |
| 56201     | Buildings  | 0                  | 0                   | 0                    | 0                   |
| 56301     | Improvements Other Than Buildings                | 0                  | 0                   | 0                    | 0                   |
| 56401     | Machinery & Equipment                            | 0                  | 0                   | 0                    | 0                   |
| 56501     | Construction in Progress                         | 0                  | 0                   | 0                    | 0                   |
| 56601     | Books, Publications & Library Materials          | 0                  | 0                   | 0                    | 0                   |
| 56801     | Intangible Assets                                | 0                  | 0                   | 0                    | 0                   |
|           | CAPITAL OUTLAY                                   | 0                  | 0                   | 0                    | 0                   |
| 57101     | Principal  | 0                  | 0                   | 0                    | 0                   |
| 57201     | Interest   | 0                  | 0                   | 0                    | 0                   |
| 57301     | Other Debt Service Costs                         | 0                  | 0                   | 0                    | 0                   |
|           | DEBT SERVICE                                     | 0                  | 0                   | 0                    | 0                   |
| 58101     | Aids to Governmental Agencies                    | 0                  | 0                   | 0                    | 0                   |
| 58201     | Aids to Private Organizations                    | 0                  | 0                   | 0                    | 0                   |
| 58301     | Other Grants and Aids                            | 0                  | 0                   | 0                    | 0                   |
|           | GRANTS AND AIDS                                  | 0                  | 0                   | 0                    | 0                   |
| 59101     | Transfers  | 0                  | 0                   | 0                    | 0                   |
| 59801     | Reserves   | 0                  | 0                   | 0                    | 0                   |
|           | NON-OPERATING COSTS                              | 0                  | 0                   | 0                    | 0                   |
|           | TOTAL BUDGET                                     | \$ 0               | \$ 0                | \$ 335,510           | \$ 335,510          |
| RESOURCES |  |                    |                     |                      |                     |
|           | Gulf Coast Restoration Fund Revenues             | \$ 0               | \$ 0                | \$ 335,510           | \$ 335,510          |
|           | TOTAL REVENUES                                   | \$ 0               | \$ 0                | \$ 335,510           | \$ 335,510          |

FUND: 118 - Gulf Coast Restoration Fund  
 FUNCTION: Physical Environment  
 ACTIVITY: Conservation/Resource Management

DEPARTMENT: Natural Resources Management  
 DIVISION: RESTORE  
 COST CENTER: 222007 - FDEP Beach Haven Phase II Grant

| Account   | Title  | Actual<br>FY 18-19 | Adopted<br>FY 19-20 | Proposed<br>FY 20-21 | Adopted<br>FY 20-21 |
|-----------|--|--------------------|---------------------|----------------------|---------------------|
| 51101     | Executive Salaries                               | \$ 0               | \$ 0                | \$ 0                 | 0                   |
| 51201     | Regular Salaries & Wages                         | 0                  | 0                   | 5,141                | 5,141               |
| 51301     | Other Salaries & Wages                           | 0                  | 0                   | 0                    | 0                   |
| 51401     | Overtime   | 0                  | 0                   | 0                    | 0                   |
| 51501     | Special pay                                      | 0                  | 0                   | 0                    | 0                   |
| 52101     | FICA Taxes                                       | 0                  | 0                   | 393                  | 393                 |
| 52201     | Retirement Contributions                         | 0                  | 0                   | 514                  | 514                 |
| 52301     | Life & Health Insurance                          | 0                  | 0                   | 1,700                | 1,700               |
| 52401     | Workers' Compensation                            | 0                  | 0                   | 180                  | 180                 |
| 52501     | Unemployment Compensation                        | 0                  | 0                   | 0                    | 0                   |
|           | PERSONNEL COSTS                                  | 0                  | 0                   | 7,928                | 7,928               |
| 53101     | Professional Services                            | 0                  | 0                   | 0                    | 0                   |
| 53201     | Accounting & Auditing                            | 0                  | 0                   | 0                    | 0                   |
| 53301     | Court Reporter Services                          | 0                  | 0                   | 0                    | 0                   |
| 53401     | Other Contractual Services                       | 0                  | 0                   | 0                    | 0                   |
| 53501     | Investigations                                   | 0                  | 0                   | 0                    | 0                   |
| 53601     | Pension Benefits                                 | 0                  | 0                   | 0                    | 0                   |
| 54001     | Travel & Per Diem                                | 0                  | 0                   | 0                    | 0                   |
| 54101     | Communications                                   | 0                  | 0                   | 0                    | 0                   |
| 54201     | Postage & Freight                                | 0                  | 0                   | 0                    | 0                   |
| 54301     | Utility Services                                 | 0                  | 0                   | 0                    | 0                   |
| 54401     | Rentals & Leases                                 | 0                  | 0                   | 0                    | 0                   |
| 54501     | Insurance  | 0                  | 0                   | 0                    | 0                   |
| 54601     | Repair & Maintenance Services                    | 0                  | 0                   | 0                    | 0                   |
| 54701     | Printing & Binding                               | 0                  | 0                   | 0                    | 0                   |
| 54801     | Promotional Activities                           | 0                  | 0                   | 0                    | 0                   |
| 54901     | Other Current Charges & Obligations              | 0                  | 0                   | 0                    | 0                   |
| 54931     | Host Ordinance Items                             | 0                  | 0                   | 0                    | 0                   |
| 55101     | Office Supplies                                  | 0                  | 0                   | 0                    | 0                   |
| 55201     | Operating Supplies                               | 0                  | 0                   | 0                    | 0                   |
| 55301     | Road Materials & Supplies                        | 0                  | 0                   | 0                    | 0                   |
| 55401     | Books, Publications, Subscriptions & Memberships | 0                  | 0                   | 0                    | 0                   |
| 55501     | Training & Registration                          | 0                  | 0                   | 0                    | 0                   |
| 55801     | Bad Debt   | 0                  | 0                   | 0                    | 0                   |
| 55901     | Depreciation                                     | 0                  | 0                   | 0                    | 0                   |
|           | OPERATING COSTS                                  | 0                  | 0                   | 0                    | 0                   |
| 56101     | Land   | 0                  | 0                   | 0                    | 0                   |
| 56201     | Buildings  | 0                  | 0                   | 0                    | 0                   |
| 56301     | Improvements Other Than Buildings                | 0                  | 0                   | 0                    | 0                   |
| 56401     | Machinery & Equipment                            | 0                  | 0                   | 0                    | 0                   |
| 56501     | Construction in Progress                         | 0                  | 0                   | 0                    | 0                   |
| 56601     | Books, Publications & Library Materials          | 0                  | 0                   | 0                    | 0                   |
| 56801     | Intangible Assets                                | 0                  | 0                   | 0                    | 0                   |
|           | CAPITAL OUTLAY                                   | 0                  | 0                   | 0                    | 0                   |
| 57101     | Principal  | 0                  | 0                   | 0                    | 0                   |
| 57201     | Interest   | 0                  | 0                   | 0                    | 0                   |
| 57301     | Other Debt Service Costs                         | 0                  | 0                   | 0                    | 0                   |
|           | DEBT SERVICE                                     | 0                  | 0                   | 0                    | 0                   |
| 58101     | Aids to Governmental Agencies                    | 0                  | 0                   | 0                    | 0                   |
| 58201     | Aids to Private Organizations                    | 0                  | 0                   | 0                    | 0                   |
| 58301     | Other Grants and Aids                            | 0                  | 0                   | 0                    | 0                   |
|           | GRANTS AND AIDS                                  | 0                  | 0                   | 0                    | 0                   |
| 59101     | Transfers  | 0                  | 0                   | 0                    | 0                   |
| 59801     | Reserves   | 0                  | 0                   | 0                    | 0                   |
|           | NON-OPERATING COSTS                              | 0                  | 0                   | 0                    | 0                   |
|           | TOTAL BUDGET                                     | \$ 0               | \$ 0                | \$ 7,928             | \$ 7,928            |
| RESOURCES |  |                    |                     |                      |                     |
|           | Gulf Coast Restoration Fund Revenues             | \$ 0               | \$ 0                | \$ 7,928             | \$ 7,928            |
|           | TOTAL REVENUES                                   | \$ 0               | \$ 0                | \$ 7,928             | \$ 7,928            |

FUND: 118 - Gulf Coast Restoration Fund  
 FUNCTION: Physical Environment  
 ACTIVITY: Conservation/Resource Management

DEPARTMENT: Natural Resources Management  
 DIVISION: RESTORE  
 COST CENTER: 222008 - EPA Bays Estuary Program

| Account   | Title  | Actual<br>FY 18-19 | Adopted<br>FY 19-20 | Proposed<br>FY 20-21 | Adopted<br>FY 20-21 |
|-----------|--|--------------------|---------------------|----------------------|---------------------|
| 51101     | Executive Salaries                               | \$ 0               | \$ 0                | \$ 0                 | 0                   |
| 51201     | Regular Salaries & Wages                         | 25,386             | 226,880             | 218,338              | 218,338             |
| 51301     | Other Salaries & Wages                           | 0                  | 0                   | 0                    | 0                   |
| 51401     | Overtime   | 0                  | 0                   | 0                    | 0                   |
| 51501     | Special pay                                      | 0                  | 0                   | 0                    | 0                   |
| 52101     | FICA Taxes                                       | 1,936              | 17,356              | 16,703               | 16,703              |
| 52201     | Retirement Contributions                         | 2,150              | 19,217              | 21,834               | 21,834              |
| 52301     | Life & Health Insurance                          | 2,014              | 30,000              | 30,000               | 30,000              |
| 52401     | Workers' Compensation                            | 0                  | 1,351               | 1,341                | 1,341               |
| 52501     | Unemployment Compensation                        | 0                  | 0                   | 0                    | 0                   |
|           | PERSONNEL COSTS                                  | <u>31,487</u>      | <u>294,804</u>      | <u>288,216</u>       | <u>288,216</u>      |
| 53101     | Professional Services                            | 0                  | 0                   | 0                    | 0                   |
| 53201     | Accounting & Auditing                            | 0                  | 0                   | 0                    | 0                   |
| 53301     | Court Reporter Services                          | 0                  | 0                   | 0                    | 0                   |
| 53401     | Other Contractual Services                       | 0                  | 0                   | 0                    | 15,000              |
| 53501     | Investigations                                   | 0                  | 0                   | 0                    | 0                   |
| 53601     | Pension Benefits                                 | 0                  | 0                   | 0                    | 0                   |
| 54001     | Travel & Per Diem                                | 0                  | 0                   | 0                    | 0                   |
| 54101     | Communications                                   | 0                  | 0                   | 0                    | 0                   |
| 54201     | Postage & Freight                                | 12                 | 0                   | 0                    | 0                   |
| 54301     | Utility Services                                 | 0                  | 0                   | 0                    | 0                   |
| 54401     | Rentals & Leases                                 | 0                  | 0                   | 0                    | 0                   |
| 54501     | Insurance  | 0                  | 0                   | 0                    | 0                   |
| 54601     | Repair & Maintenance Services                    | 0                  | 0                   | 0                    | 0                   |
| 54701     | Printing & Binding                               | 0                  | 0                   | 0                    | 0                   |
| 54801     | Promotional Activities                           | 0                  | 0                   | 0                    | 0                   |
| 54901     | Other Current Charges & Obligations              | 1,657              | 0                   | 0                    | 0                   |
| 54931     | Host Ordinance Items                             | 0                  | 0                   | 0                    | 0                   |
| 55101     | Office Supplies                                  | 0                  | 0                   | 0                    | 0                   |
| 55201     | Operating Supplies                               | 546                | 0                   | 0                    | 0                   |
| 55301     | Road Materials & Supplies                        | 0                  | 0                   | 0                    | 0                   |
| 55401     | Books, Publications, Subscriptions & Memberships | 0                  | 0                   | 0                    | 0                   |
| 55501     | Training & Registration                          | 0                  | 0                   | 0                    | 0                   |
| 55801     | Bad Debt   | 0                  | 0                   | 0                    | 0                   |
| 55901     | Depreciation                                     | 0                  | 0                   | 0                    | 0                   |
|           | OPERATING COSTS                                  | <u>2,215</u>       | <u>0</u>            | <u>0</u>             | <u>15,000</u>       |
| 56101     | Land   | 0                  | 0                   | 0                    | 0                   |
| 56201     | Buildings  | 0                  | 0                   | 0                    | 0                   |
| 56301     | Improvements Other Than Buildings                | 0                  | 0                   | 0                    | 0                   |
| 56401     | Machinery & Equipment                            | 2,127              | 0                   | 0                    | 0                   |
| 56501     | Construction in Progress                         | 0                  | 0                   | 0                    | 0                   |
| 56601     | Books, Publications & Library Materials          | 0                  | 0                   | 0                    | 0                   |
| 56801     | Intangible Assets                                | 0                  | 0                   | 0                    | 0                   |
|           | CAPITAL OUTLAY                                   | <u>2,127</u>       | <u>0</u>            | <u>0</u>             | <u>0</u>            |
| 57101     | Principal  | 0                  | 0                   | 0                    | 0                   |
| 57201     | Interest   | 0                  | 0                   | 0                    | 0                   |
| 57301     | Other Debt Service Costs                         | 0                  | 0                   | 0                    | 0                   |
|           | DEBT SERVICE                                     | <u>0</u>           | <u>0</u>            | <u>0</u>             | <u>0</u>            |
| 58101     | Aids to Governmental Agencies                    | 0                  | 0                   | 0                    | 0                   |
| 58201     | Aids to Private Organizations                    | 0                  | 0                   | 0                    | 0                   |
| 58301     | Other Grants and Aids                            | 0                  | 0                   | 0                    | 0                   |
|           | GRANTS AND AIDS                                  | <u>0</u>           | <u>0</u>            | <u>0</u>             | <u>0</u>            |
| 59101     | Transfers  | 0                  | 0                   | 0                    | 0                   |
| 59801     | Reserves   | 0                  | 0                   | 0                    | 0                   |
|           | NON-OPERATING COSTS                              | <u>0</u>           | <u>0</u>            | <u>0</u>             | <u>0</u>            |
|           | TOTAL BUDGET                                     | <u>\$ 35,829</u>   | <u>\$ 294,804</u>   | <u>\$ 288,216</u>    | <u>\$ 303,216</u>   |
| RESOURCES |  |                    |                     |                      |                     |
|           | Gulf Coast Restoration Fund Revenues             | \$ 35,829          | \$ 294,804          | \$ 288,216           | \$ 303,216          |
|           | TOTAL REVENUES                                   | <u>\$ 35,829</u>   | <u>\$ 294,804</u>   | <u>\$ 288,216</u>    | <u>\$ 303,216</u>   |

FUND: 118 - Gulf Coast Restoration Fund  
 FUNCTION: Culture/Recreation  
 ACTIVITY: Parks and Recreation

DEPARTMENT: Natural Resources Management  
 DIVISION: RESTORE  
 COST CENTER: 222020 - RES Universal Access

| Account   | Title  | Actual<br>FY 18-19 | Adopted<br>FY 19-20 | Proposed<br>FY 20-21 | Adopted<br>FY 20-21 |
|-----------|--|--------------------|---------------------|----------------------|---------------------|
| 51101     | Executive Salaries                               | \$ 0               | \$ 0                | \$ 0                 | 0                   |
| 51201     | Regular Salaries & Wages                         | 0                  | 0                   | 0                    | 0                   |
| 51301     | Other Salaries & Wages                           | 0                  | 0                   | 0                    | 0                   |
| 51401     | Overtime   | 0                  | 0                   | 0                    | 0                   |
| 51501     | Special pay                                      | 0                  | 0                   | 0                    | 0                   |
| 52101     | FICA Taxes                                       | 0                  | 0                   | 0                    | 0                   |
| 52201     | Retirement Contributions                         | 0                  | 0                   | 0                    | 0                   |
| 52301     | Life & Health Insurance                          | 0                  | 0                   | 0                    | 0                   |
| 52401     | Workers' Compensation                            | 0                  | 0                   | 0                    | 0                   |
| 52501     | Unemployment Compensation                        | 0                  | 0                   | 0                    | 0                   |
|           | PERSONNEL COSTS                                  | 0                  | 0                   | 0                    | 0                   |
| 53101     | Professional Services                            | 45,500             | 0                   | 188,000              | 188,000             |
| 53201     | Accounting & Auditing                            | 0                  | 0                   | 0                    | 0                   |
| 53301     | Court Reporter Services                          | 0                  | 0                   | 0                    | 0                   |
| 53401     | Other Contractual Services                       | 0                  | 0                   | 0                    | 0                   |
| 53501     | Investigations                                   | 0                  | 0                   | 0                    | 0                   |
| 53601     | Pension Benefits                                 | 0                  | 0                   | 0                    | 0                   |
| 54001     | Travel & Per Diem                                | 0                  | 0                   | 0                    | 0                   |
| 54101     | Communications                                   | 0                  | 0                   | 0                    | 0                   |
| 54201     | Postage & Freight                                | 0                  | 0                   | 0                    | 0                   |
| 54301     | Utility Services                                 | 0                  | 0                   | 0                    | 0                   |
| 54401     | Rentals & Leases                                 | 0                  | 0                   | 0                    | 0                   |
| 54501     | Insurance  | 0                  | 0                   | 0                    | 0                   |
| 54601     | Repair & Maintenance Services                    | 0                  | 0                   | 0                    | 0                   |
| 54701     | Printing & Binding                               | 0                  | 0                   | 0                    | 0                   |
| 54801     | Promotional Activities                           | 0                  | 0                   | 0                    | 0                   |
| 54901     | Other Current Charges & Obligations              | 0                  | 0                   | 0                    | 0                   |
| 54931     | Host Ordinance Items                             | 0                  | 0                   | 0                    | 0                   |
| 55101     | Office Supplies                                  | 0                  | 0                   | 0                    | 0                   |
| 55201     | Operating Supplies                               | 0                  | 0                   | 0                    | 0                   |
| 55301     | Road Materials & Supplies                        | 0                  | 0                   | 0                    | 0                   |
| 55401     | Books, Publications, Subscriptions & Memberships | 0                  | 0                   | 0                    | 0                   |
| 55501     | Training & Registration                          | 0                  | 0                   | 0                    | 0                   |
| 55801     | Bad Debt   | 0                  | 0                   | 0                    | 0                   |
| 55901     | Depreciation                                     | 0                  | 0                   | 0                    | 0                   |
|           | OPERATING COSTS                                  | 45,500             | 0                   | 188,000              | 188,000             |
| 56101     | Land   | 0                  | 0                   | 0                    | 0                   |
| 56201     | Buildings  | 0                  | 0                   | 0                    | 0                   |
| 56301     | Improvements Other Than Buildings                | 0                  | 0                   | 0                    | 0                   |
| 56401     | Machinery & Equipment                            | 0                  | 0                   | 0                    | 0                   |
| 56501     | Construction in Progress                         | 0                  | 0                   | 0                    | 0                   |
| 56601     | Books, Publications & Library Materials          | 0                  | 0                   | 0                    | 0                   |
| 56801     | Intangible Assets                                | 0                  | 0                   | 0                    | 0                   |
|           | CAPITAL OUTLAY                                   | 0                  | 0                   | 0                    | 0                   |
| 57101     | Principal  | 0                  | 0                   | 0                    | 0                   |
| 57201     | Interest   | 0                  | 0                   | 0                    | 0                   |
| 57301     | Other Debt Service Costs                         | 0                  | 0                   | 0                    | 0                   |
|           | DEBT SERVICE                                     | 0                  | 0                   | 0                    | 0                   |
| 58101     | Aids to Governmental Agencies                    | 0                  | 0                   | 0                    | 0                   |
| 58201     | Aids to Private Organizations                    | 0                  | 0                   | 0                    | 0                   |
| 58301     | Other Grants and Aids                            | 0                  | 0                   | 0                    | 0                   |
|           | GRANTS AND AIDS                                  | 0                  | 0                   | 0                    | 0                   |
| 59101     | Transfers  | 0                  | 0                   | 0                    | 0                   |
| 59801     | Reserves   | 0                  | 0                   | 0                    | 0                   |
|           | NON-OPERATING COSTS                              | 0                  | 0                   | 0                    | 0                   |
|           | TOTAL BUDGET                                     | \$ 45,500          | \$ 0                | \$ 188,000           | \$ 188,000          |
| RESOURCES |  |                    |                     |                      |                     |
|           | Gulf Coast Restoration Fund Revenues             | \$ 45,500          | \$ 0                | \$ 188,000           | \$ 188,000          |
|           | TOTAL REVENUES                                   | \$ 45,500          | \$ 0                | \$ 188,000           | \$ 188,000          |

FUND: 118 - Gulf Coast Restoration Fund  
 FUNCTION: Physical Environment  
 ACTIVITY: Flood Control

DEPARTMENT: Natural Resources Management  
 DIVISION: RESTORE  
 COST CENTER: 222022 - RES South Dogtrack Drainage

| Account   | Title  | Actual<br>FY 18-19 | Adopted<br>FY 19-20 | Proposed<br>FY 20-21 | Adopted<br>FY 20-21 |
|-----------|--|--------------------|---------------------|----------------------|---------------------|
| 51101     | Executive Salaries                               | \$ 0               | \$ 0                | \$ 0                 | 0                   |
| 51201     | Regular Salaries & Wages                         | 0                  | 0                   | 0                    | 0                   |
| 51301     | Other Salaries & Wages                           | 0                  | 0                   | 0                    | 0                   |
| 51401     | Overtime   | 0                  | 0                   | 0                    | 0                   |
| 51501     | Special pay                                      | 0                  | 0                   | 0                    | 0                   |
| 52101     | FICA Taxes                                       | 0                  | 0                   | 0                    | 0                   |
| 52201     | Retirement Contributions                         | 0                  | 0                   | 0                    | 0                   |
| 52301     | Life & Health Insurance                          | 0                  | 0                   | 0                    | 0                   |
| 52401     | Workers' Compensation                            | 0                  | 0                   | 0                    | 0                   |
| 52501     | Unemployment Compensation                        | 0                  | 0                   | 0                    | 0                   |
|           | PERSONNEL COSTS                                  | 0                  | 0                   | 0                    | 0                   |
| 53101     | Professional Services                            | 7,486              | 0                   | 135,000              | 135,000             |
| 53201     | Accounting & Auditing                            | 0                  | 0                   | 0                    | 0                   |
| 53301     | Court Reporter Services                          | 0                  | 0                   | 0                    | 0                   |
| 53401     | Other Contractual Services                       | 0                  | 0                   | 0                    | 0                   |
| 53501     | Investigations                                   | 0                  | 0                   | 0                    | 0                   |
| 53601     | Pension Benefits                                 | 0                  | 0                   | 0                    | 0                   |
| 54001     | Travel & Per Diem                                | 0                  | 0                   | 0                    | 0                   |
| 54101     | Communications                                   | 0                  | 0                   | 0                    | 0                   |
| 54201     | Postage & Freight                                | 0                  | 0                   | 0                    | 0                   |
| 54301     | Utility Services                                 | 0                  | 0                   | 0                    | 0                   |
| 54401     | Rentals & Leases                                 | 0                  | 0                   | 0                    | 0                   |
| 54501     | Insurance  | 0                  | 0                   | 0                    | 0                   |
| 54601     | Repair & Maintenance Services                    | 0                  | 0                   | 0                    | 0                   |
| 54701     | Printing & Binding                               | 0                  | 0                   | 0                    | 0                   |
| 54801     | Promotional Activities                           | 0                  | 0                   | 0                    | 0                   |
| 54901     | Other Current Charges & Obligations              | 0                  | 0                   | 0                    | 0                   |
| 54931     | Host Ordinance Items                             | 0                  | 0                   | 0                    | 0                   |
| 55101     | Office Supplies                                  | 0                  | 0                   | 0                    | 0                   |
| 55201     | Operating Supplies                               | 0                  | 0                   | 0                    | 0                   |
| 55301     | Road Materials & Supplies                        | 0                  | 0                   | 0                    | 0                   |
| 55401     | Books, Publications, Subscriptions & Memberships | 0                  | 0                   | 0                    | 0                   |
| 55501     | Training & Registration                          | 0                  | 0                   | 0                    | 0                   |
| 55801     | Bad Debt   | 0                  | 0                   | 0                    | 0                   |
| 55901     | Depreciation                                     | 0                  | 0                   | 0                    | 0                   |
|           | OPERATING COSTS                                  | 7,486              | 0                   | 135,000              | 135,000             |
| 56101     | Land   | 0                  | 0                   | 0                    | 0                   |
| 56201     | Buildings  | 0                  | 0                   | 0                    | 0                   |
| 56301     | Improvements Other Than Buildings                | 0                  | 0                   | 0                    | 0                   |
| 56401     | Machinery & Equipment                            | 0                  | 0                   | 0                    | 0                   |
| 56501     | Construction in Progress                         | 0                  | 0                   | 0                    | 0                   |
| 56601     | Books, Publications & Library Materials          | 0                  | 0                   | 0                    | 0                   |
| 56801     | Intangible Assets                                | 0                  | 0                   | 0                    | 0                   |
|           | CAPITAL OUTLAY                                   | 0                  | 0                   | 0                    | 0                   |
| 57101     | Principal  | 0                  | 0                   | 0                    | 0                   |
| 57201     | Interest   | 0                  | 0                   | 0                    | 0                   |
| 57301     | Other Debt Service Costs                         | 0                  | 0                   | 0                    | 0                   |
|           | DEBT SERVICE                                     | 0                  | 0                   | 0                    | 0                   |
| 58101     | Aids to Governmental Agencies                    | 0                  | 0                   | 0                    | 0                   |
| 58201     | Aids to Private Organizations                    | 0                  | 0                   | 0                    | 0                   |
| 58301     | Other Grants and Aids                            | 0                  | 0                   | 0                    | 0                   |
|           | GRANTS AND AIDS                                  | 0                  | 0                   | 0                    | 0                   |
| 59101     | Transfers  | 0                  | 0                   | 0                    | 0                   |
| 59801     | Reserves   | 0                  | 0                   | 0                    | 0                   |
|           | NON-OPERATING COSTS                              | 0                  | 0                   | 0                    | 0                   |
|           | TOTAL BUDGET                                     | \$ 7,486           | \$ 0                | \$ 135,000           | \$ 135,000          |
| RESOURCES |  |                    |                     |                      |                     |
|           | Gulf Coast Restoration Fund Revenues             | \$ 7,486           | \$ 0                | \$ 135,000           | \$ 135,000          |
|           | TOTAL REVENUES                                   | \$ 7,486           | \$ 0                | \$ 135,000           | \$ 135,000          |

FUND: 118 - Gulf Coast Restoration Fund  
 FUNCTION: Physical Environment  
 ACTIVITY: Conservation/Resource Management

DEPARTMENT: Natural Resources Management  
 DIVISION: RESTORE  
 COST CENTER: 222030 - RESTORE Planning Assistance

| Account   | Title  | Actual<br>FY 18-19 | Adopted<br>FY 19-20 | Proposed<br>FY 20-21 | Adopted<br>FY 20-21 |
|-----------|--|--------------------|---------------------|----------------------|---------------------|
| 51101     | Executive Salaries                               | \$ 0               | \$ 0                | \$ 0                 | 0                   |
| 51201     | Regular Salaries & Wages                         | 29,415             | 35,366              | 37,128               | 37,128              |
| 51301     | Other Salaries & Wages                           | 0                  | 0                   | 0                    | 0                   |
| 51401     | Overtime   | 0                  | 0                   | 0                    | 0                   |
| 51501     | Special pay                                      | 0                  | 0                   | 0                    | 0                   |
| 52101     | FICA Taxes                                       | 2,244              | 2,705               | 2,840                | 2,840               |
| 52201     | Retirement Contributions                         | 2,448              | 2,996               | 3,713                | 3,713               |
| 52301     | Life & Health Insurance                          | 4,634              | 7,500               | 7,500                | 7,500               |
| 52401     | Workers' Compensation                            | 63                 | 49                  | 57                   | 57                  |
| 52501     | Unemployment Compensation                        | 0                  | 0                   | 0                    | 0                   |
|           | PERSONNEL COSTS                                  | <u>38,804</u>      | <u>48,616</u>       | <u>51,238</u>        | <u>51,238</u>       |
| 53101     | Professional Services                            | 0                  | 0                   | 0                    | 0                   |
| 53201     | Accounting & Auditing                            | 0                  | 0                   | 0                    | 0                   |
| 53301     | Court Reporter Services                          | 0                  | 0                   | 0                    | 0                   |
| 53401     | Other Contractual Services                       | 0                  | 0                   | 0                    | 0                   |
| 53501     | Investigations                                   | 0                  | 0                   | 0                    | 0                   |
| 53601     | Pension Benefits                                 | 0                  | 0                   | 0                    | 0                   |
| 54001     | Travel & Per Diem                                | 0                  | 0                   | 0                    | 0                   |
| 54101     | Communications                                   | 0                  | 0                   | 0                    | 0                   |
| 54201     | Postage & Freight                                | 0                  | 0                   | 0                    | 0                   |
| 54301     | Utility Services                                 | 0                  | 0                   | 0                    | 0                   |
| 54401     | Rentals & Leases                                 | 0                  | 0                   | 0                    | 0                   |
| 54501     | Insurance  | 0                  | 0                   | 0                    | 0                   |
| 54601     | Repair & Maintenance Services                    | 0                  | 0                   | 0                    | 0                   |
| 54701     | Printing & Binding                               | 0                  | 0                   | 0                    | 0                   |
| 54801     | Promotional Activities                           | 0                  | 0                   | 0                    | 0                   |
| 54901     | Other Current Charges & Obligations              | 1,882              | 0                   | 0                    | 0                   |
| 54931     | Host Ordinance Items                             | 0                  | 0                   | 0                    | 0                   |
| 55101     | Office Supplies                                  | 0                  | 0                   | 0                    | 0                   |
| 55201     | Operating Supplies                               | 0                  | 0                   | 0                    | 0                   |
| 55301     | Road Materials & Supplies                        | 0                  | 0                   | 0                    | 0                   |
| 55401     | Books, Publications, Subscriptions & Memberships | 0                  | 0                   | 0                    | 0                   |
| 55501     | Training & Registration                          | 0                  | 0                   | 0                    | 0                   |
| 55801     | Bad Debt   | 0                  | 0                   | 0                    | 0                   |
| 55901     | Depreciation                                     | 0                  | 0                   | 0                    | 0                   |
|           | OPERATING COSTS                                  | <u>1,882</u>       | <u>0</u>            | <u>0</u>             | <u>0</u>            |
| 56101     | Land   | 0                  | 0                   | 0                    | 0                   |
| 56201     | Buildings  | 0                  | 0                   | 0                    | 0                   |
| 56301     | Improvements Other Than Buildings                | 0                  | 0                   | 0                    | 0                   |
| 56401     | Machinery & Equipment                            | 0                  | 0                   | 0                    | 0                   |
| 56501     | Construction in Progress                         | 0                  | 0                   | 0                    | 0                   |
| 56601     | Books, Publications & Library Materials          | 0                  | 0                   | 0                    | 0                   |
| 56801     | Intangible Assets                                | 0                  | 0                   | 0                    | 0                   |
|           | CAPITAL OUTLAY                                   | <u>0</u>           | <u>0</u>            | <u>0</u>             | <u>0</u>            |
| 57101     | Principal  | 0                  | 0                   | 0                    | 0                   |
| 57201     | Interest   | 0                  | 0                   | 0                    | 0                   |
| 57301     | Other Debt Service Costs                         | 0                  | 0                   | 0                    | 0                   |
|           | DEBT SERVICE                                     | <u>0</u>           | <u>0</u>            | <u>0</u>             | <u>0</u>            |
| 58101     | Aids to Governmental Agencies                    | 0                  | 0                   | 0                    | 0                   |
| 58201     | Aids to Private Organizations                    | 0                  | 0                   | 0                    | 0                   |
| 58301     | Other Grants and Aids                            | 0                  | 0                   | 0                    | 0                   |
|           | GRANTS AND AIDS                                  | <u>0</u>           | <u>0</u>            | <u>0</u>             | <u>0</u>            |
| 59101     | Transfers  | 0                  | 0                   | 0                    | 0                   |
| 59801     | Reserves   | 0                  | 0                   | 0                    | 0                   |
|           | NON-OPERATING COSTS                              | <u>0</u>           | <u>0</u>            | <u>0</u>             | <u>0</u>            |
|           | TOTAL BUDGET                                     | <u>\$ 40,687</u>   | <u>\$ 48,616</u>    | <u>\$ 51,238</u>     | <u>\$ 51,238</u>    |
| RESOURCES |  |                    |                     |                      |                     |
|           | Gulf Coast Restoration Fund Revenues             | \$ 40,687          | \$ 48,616           | \$ 51,238            | \$ 51,238           |
|           | TOTAL REVENUES                                   | <u>\$ 40,687</u>   | <u>\$ 48,616</u>    | <u>\$ 51,238</u>     | <u>\$ 51,238</u>    |

FUND: 118 - Gulf Coast Restoration Fund  
 FUNCTION: Physical Environment  
 ACTIVITY: Conservation/Resource Management

DEPARTMENT: Natural Resources Management  
 DIVISION: RESTORE  
 COST CENTER: 222031 - RESTORE Direct Component

| Account   | Title  | Actual<br>FY 18-19 | Adopted<br>FY 19-20 | Proposed<br>FY 20-21 | Adopted<br>FY 20-21 |
|-----------|--|--------------------|---------------------|----------------------|---------------------|
| 51101     | Executive Salaries                               | \$ 0               | \$ 0                | \$ 0                 | 0                   |
| 51201     | Regular Salaries & Wages                         | 27,899             | 50,025              | 50,024               | 50,024              |
| 51301     | Other Salaries & Wages                           | 0                  | 0                   | 0                    | 0                   |
| 51401     | Overtime   | 0                  | 0                   | 0                    | 0                   |
| 51501     | Special pay                                      | 0                  | 0                   | 0                    | 0                   |
| 52101     | FICA Taxes                                       | 2,224              | 3,827               | 3,827                | 3,827               |
| 52201     | Retirement Contributions                         | 2,323              | 4,237               | 5,002                | 5,002               |
| 52301     | Life & Health Insurance                          | 7,348              | 10,000              | 10,000               | 10,000              |
| 52401     | Workers' Compensation                            | 82                 | 69                  | 77                   | 77                  |
| 52501     | Unemployment Compensation                        | 0                  | 0                   | 0                    | 0                   |
|           | PERSONNEL COSTS                                  | <u>39,876</u>      | <u>68,158</u>       | <u>68,930</u>        | <u>68,930</u>       |
| 53101     | Professional Services                            | 0                  | 0                   | 0                    | 0                   |
| 53201     | Accounting & Auditing                            | 0                  | 0                   | 0                    | 0                   |
| 53301     | Court Reporter Services                          | 0                  | 0                   | 0                    | 0                   |
| 53401     | Other Contractual Services                       | 0                  | 0                   | 0                    | 0                   |
| 53501     | Investigations                                   | 0                  | 0                   | 0                    | 0                   |
| 53601     | Pension Benefits                                 | 0                  | 0                   | 0                    | 0                   |
| 54001     | Travel & Per Diem                                | 0                  | 0                   | 0                    | 0                   |
| 54101     | Communications                                   | 0                  | 0                   | 0                    | 0                   |
| 54201     | Postage & Freight                                | 0                  | 0                   | 0                    | 0                   |
| 54301     | Utility Services                                 | 0                  | 0                   | 0                    | 0                   |
| 54401     | Rentals & Leases                                 | 0                  | 0                   | 0                    | 0                   |
| 54501     | Insurance  | 0                  | 0                   | 0                    | 0                   |
| 54601     | Repair & Maintenance Services                    | 0                  | 0                   | 0                    | 0                   |
| 54701     | Printing & Binding                               | 0                  | 0                   | 0                    | 0                   |
| 54801     | Promotional Activities                           | 0                  | 0                   | 0                    | 0                   |
| 54901     | Other Current Charges & Obligations              | 2,109              | 0                   | 0                    | 0                   |
| 54931     | Host Ordinance Items                             | 0                  | 0                   | 0                    | 0                   |
| 55101     | Office Supplies                                  | 0                  | 0                   | 0                    | 0                   |
| 55201     | Operating Supplies                               | 0                  | 0                   | 0                    | 0                   |
| 55301     | Road Materials & Supplies                        | 0                  | 0                   | 0                    | 0                   |
| 55401     | Books, Publications, Subscriptions & Memberships | 0                  | 0                   | 0                    | 0                   |
| 55501     | Training & Registration                          | 0                  | 0                   | 0                    | 0                   |
| 55801     | Bad Debt   | 0                  | 0                   | 0                    | 0                   |
| 55901     | Depreciation                                     | 0                  | 0                   | 0                    | 0                   |
|           | OPERATING COSTS                                  | <u>2,109</u>       | <u>0</u>            | <u>0</u>             | <u>0</u>            |
| 56101     | Land   | 0                  | 0                   | 0                    | 0                   |
| 56201     | Buildings  | 0                  | 0                   | 0                    | 0                   |
| 56301     | Improvements Other Than Buildings                | 0                  | 0                   | 0                    | 0                   |
| 56401     | Machinery & Equipment                            | 0                  | 0                   | 0                    | 0                   |
| 56501     | Construction in Progress                         | 0                  | 0                   | 0                    | 0                   |
| 56601     | Books, Publications & Library Materials          | 0                  | 0                   | 0                    | 0                   |
| 56801     | Intangible Assets                                | 0                  | 0                   | 0                    | 0                   |
|           | CAPITAL OUTLAY                                   | <u>0</u>           | <u>0</u>            | <u>0</u>             | <u>0</u>            |
| 57101     | Principal  | 0                  | 0                   | 0                    | 0                   |
| 57201     | Interest   | 0                  | 0                   | 0                    | 0                   |
| 57301     | Other Debt Service Costs                         | 0                  | 0                   | 0                    | 0                   |
|           | DEBT SERVICE                                     | <u>0</u>           | <u>0</u>            | <u>0</u>             | <u>0</u>            |
| 58101     | Aids to Governmental Agencies                    | 0                  | 0                   | 0                    | 0                   |
| 58201     | Aids to Private Organizations                    | 0                  | 0                   | 0                    | 0                   |
| 58301     | Other Grants and Aids                            | 0                  | 0                   | 0                    | 0                   |
|           | GRANTS AND AIDS                                  | <u>0</u>           | <u>0</u>            | <u>0</u>             | <u>0</u>            |
| 59101     | Transfers  | 0                  | 0                   | 0                    | 0                   |
| 59801     | Reserves   | 0                  | 0                   | 0                    | 0                   |
|           | NON-OPERATING COSTS                              | <u>0</u>           | <u>0</u>            | <u>0</u>             | <u>0</u>            |
|           | TOTAL BUDGET                                     | <u>\$ 41,985</u>   | <u>\$ 68,158</u>    | <u>\$ 68,930</u>     | <u>\$ 68,930</u>    |
| RESOURCES |  |                    |                     |                      |                     |
|           | Gulf Coast Restoration Fund Revenues             | \$ 41,985          | \$ 68,158           | \$ 68,930            | \$ 68,930           |
|           | TOTAL REVENUES                                   | <u>\$ 41,985</u>   | <u>\$ 68,158</u>    | <u>\$ 68,930</u>     | <u>\$ 68,930</u>    |



FUND: 118 - Gulf Coast Restoration Fund  
 FUNCTION: Physical Environment  
 ACTIVITY: Conservation/Resource Management

DEPARTMENT: Natural Resources Management  
 DIVISION: RESTORE  
 COST CENTER: 222041 - FDEP Living Shoreline

| Account   | Title  | Actual<br>FY 18-19 | Adopted<br>FY 19-20 | Proposed<br>FY 20-21 | Adopted<br>FY 20-21 |
|-----------|--|--------------------|---------------------|----------------------|---------------------|
| 51101     | Executive Salaries                               | \$ 0               | \$ 0                | \$ 0                 | 0                   |
| 51201     | Regular Salaries & Wages                         | 0                  | 0                   | 0                    | 0                   |
| 51301     | Other Salaries & Wages                           | 0                  | 0                   | 0                    | 0                   |
| 51401     | Overtime   | 0                  | 0                   | 0                    | 0                   |
| 51501     | Special pay                                      | 0                  | 0                   | 0                    | 0                   |
| 52101     | FICA Taxes                                       | 0                  | 0                   | 0                    | 0                   |
| 52201     | Retirement Contributions                         | 0                  | 0                   | 0                    | 0                   |
| 52301     | Life & Health Insurance                          | 0                  | 0                   | 0                    | 0                   |
| 52401     | Workers' Compensation                            | 0                  | 0                   | 0                    | 0                   |
| 52501     | Unemployment Compensation                        | 0                  | 0                   | 0                    | 0                   |
|           | PERSONNEL COSTS                                  | 0                  | 0                   | 0                    | 0                   |
| 53101     | Professional Services                            | 41,225             | 0                   | 65,000               | 65,000              |
| 53201     | Accounting & Auditing                            | 0                  | 0                   | 0                    | 0                   |
| 53301     | Court Reporter Services                          | 0                  | 0                   | 0                    | 0                   |
| 53401     | Other Contractual Services                       | 0                  | 0                   | 0                    | 0                   |
| 53501     | Investigations                                   | 0                  | 0                   | 0                    | 0                   |
| 53601     | Pension Benefits                                 | 0                  | 0                   | 0                    | 0                   |
| 54001     | Travel & Per Diem                                | 0                  | 0                   | 0                    | 0                   |
| 54101     | Communications                                   | 0                  | 0                   | 0                    | 0                   |
| 54201     | Postage & Freight                                | 0                  | 0                   | 0                    | 0                   |
| 54301     | Utility Services                                 | 0                  | 0                   | 0                    | 0                   |
| 54401     | Rentals & Leases                                 | 0                  | 0                   | 0                    | 0                   |
| 54501     | Insurance  | 0                  | 0                   | 0                    | 0                   |
| 54601     | Repair & Maintenance Services                    | 0                  | 0                   | 0                    | 0                   |
| 54701     | Printing & Binding                               | 0                  | 0                   | 0                    | 0                   |
| 54801     | Promotional Activities                           | 0                  | 0                   | 0                    | 0                   |
| 54901     | Other Current Charges & Obligations              | 0                  | 0                   | 0                    | 0                   |
| 54931     | Host Ordinance Items                             | 0                  | 0                   | 0                    | 0                   |
| 55101     | Office Supplies                                  | 0                  | 0                   | 0                    | 0                   |
| 55201     | Operating Supplies                               | 0                  | 0                   | 0                    | 0                   |
| 55301     | Road Materials & Supplies                        | 0                  | 0                   | 0                    | 0                   |
| 55401     | Books, Publications, Subscriptions & Memberships | 0                  | 0                   | 0                    | 0                   |
| 55501     | Training & Registration                          | 0                  | 0                   | 0                    | 0                   |
| 55801     | Bad Debt   | 0                  | 0                   | 0                    | 0                   |
| 55901     | Depreciation                                     | 0                  | 0                   | 0                    | 0                   |
|           | OPERATING COSTS                                  | 41,225             | 0                   | 65,000               | 65,000              |
| 56101     | Land   | 0                  | 0                   | 0                    | 0                   |
| 56201     | Buildings  | 0                  | 0                   | 0                    | 0                   |
| 56301     | Improvements Other Than Buildings                | 0                  | 0                   | 0                    | 0                   |
| 56401     | Machinery & Equipment                            | 0                  | 0                   | 0                    | 0                   |
| 56501     | Construction in Progress                         | 0                  | 0                   | 0                    | 0                   |
| 56601     | Books, Publications & Library Materials          | 0                  | 0                   | 0                    | 0                   |
| 56801     | Intangible Assets                                | 0                  | 0                   | 0                    | 0                   |
|           | CAPITAL OUTLAY                                   | 0                  | 0                   | 0                    | 0                   |
| 57101     | Principal  | 0                  | 0                   | 0                    | 0                   |
| 57201     | Interest   | 0                  | 0                   | 0                    | 0                   |
| 57301     | Other Debt Service Costs                         | 0                  | 0                   | 0                    | 0                   |
|           | DEBT SERVICE                                     | 0                  | 0                   | 0                    | 0                   |
| 58101     | Aids to Governmental Agencies                    | 0                  | 0                   | 0                    | 0                   |
| 58201     | Aids to Private Organizations                    | 0                  | 0                   | 0                    | 0                   |
| 58301     | Other Grants and Aids                            | 0                  | 0                   | 0                    | 0                   |
|           | GRANTS AND AIDS                                  | 0                  | 0                   | 0                    | 0                   |
| 59101     | Transfers  | 0                  | 0                   | 0                    | 0                   |
| 59801     | Reserves   | 0                  | 0                   | 0                    | 0                   |
|           | NON-OPERATING COSTS                              | 0                  | 0                   | 0                    | 0                   |
|           | TOTAL BUDGET                                     | \$ 41,225          | \$ 0                | \$ 65,000            | \$ 65,000           |
| RESOURCES |  |                    |                     |                      |                     |
|           | Gulf Coast Restoration Fund Revenues             | \$ 41,225          | \$ 0                | \$ 65,000            | \$ 65,000           |
|           | TOTAL REVENUES                                   | \$ 41,225          | \$ 0                | \$ 65,000            | \$ 65,000           |

FUND: 118 - Gulf Coast Restoration Fund  
 FUNCTION: Physical Environment  
 ACTIVITY: Conservation/Resource Management

DEPARTMENT: Natural Resources Management  
 DIVISION: RESTORE  
 COST CENTER: 222042 - RES Carpenter Creek/Texas

| Account   | Title  | Actual<br>FY 18-19 | Adopted<br>FY 19-20 | Proposed<br>FY 20-21 | Adopted<br>FY 20-21 |
|-----------|--|--------------------|---------------------|----------------------|---------------------|
| 51101     | Executive Salaries                               | \$ 0               | \$ 0                | \$ 0                 | 0                   |
| 51201     | Regular Salaries & Wages                         | 0                  | 0                   | 0                    | 0                   |
| 51301     | Other Salaries & Wages                           | 0                  | 0                   | 0                    | 0                   |
| 51401     | Overtime   | 0                  | 0                   | 0                    | 0                   |
| 51501     | Special pay                                      | 0                  | 0                   | 0                    | 0                   |
| 52101     | FICA Taxes                                       | 0                  | 0                   | 0                    | 0                   |
| 52201     | Retirement Contributions                         | 0                  | 0                   | 0                    | 0                   |
| 52301     | Life & Health Insurance                          | 0                  | 0                   | 0                    | 0                   |
| 52401     | Workers' Compensation                            | 0                  | 0                   | 0                    | 0                   |
| 52501     | Unemployment Compensation                        | 0                  | 0                   | 0                    | 0                   |
|           | PERSONNEL COSTS                                  | 0                  | 0                   | 0                    | 0                   |
| 53101     | Professional Services                            | 0                  | 0                   | 730,000              | 730,000             |
| 53201     | Accounting & Auditing                            | 0                  | 0                   | 0                    | 0                   |
| 53301     | Court Reporter Services                          | 0                  | 0                   | 0                    | 0                   |
| 53401     | Other Contractual Services                       | 0                  | 0                   | 0                    | 0                   |
| 53501     | Investigations                                   | 0                  | 0                   | 0                    | 0                   |
| 53601     | Pension Benefits                                 | 0                  | 0                   | 0                    | 0                   |
| 54001     | Travel & Per Diem                                | 0                  | 0                   | 0                    | 0                   |
| 54101     | Communications                                   | 0                  | 0                   | 0                    | 0                   |
| 54201     | Postage & Freight                                | 0                  | 0                   | 0                    | 0                   |
| 54301     | Utility Services                                 | 0                  | 0                   | 0                    | 0                   |
| 54401     | Rentals & Leases                                 | 0                  | 0                   | 0                    | 0                   |
| 54501     | Insurance  | 0                  | 0                   | 0                    | 0                   |
| 54601     | Repair & Maintenance Services                    | 0                  | 0                   | 0                    | 0                   |
| 54701     | Printing & Binding                               | 0                  | 0                   | 0                    | 0                   |
| 54801     | Promotional Activities                           | 0                  | 0                   | 0                    | 0                   |
| 54901     | Other Current Charges & Obligations              | 0                  | 0                   | 0                    | 0                   |
| 54931     | Host Ordinance Items                             | 0                  | 0                   | 0                    | 0                   |
| 55101     | Office Supplies                                  | 0                  | 0                   | 0                    | 0                   |
| 55201     | Operating Supplies                               | 0                  | 0                   | 0                    | 0                   |
| 55301     | Road Materials & Supplies                        | 0                  | 0                   | 0                    | 0                   |
| 55401     | Books, Publications, Subscriptions & Memberships | 0                  | 0                   | 0                    | 0                   |
| 55501     | Training & Registration                          | 0                  | 0                   | 0                    | 0                   |
| 55801     | Bad Debt   | 0                  | 0                   | 0                    | 0                   |
| 55901     | Depreciation                                     | 0                  | 0                   | 0                    | 0                   |
|           | OPERATING COSTS                                  | 0                  | 0                   | 730,000              | 730,000             |
| 56101     | Land   | 0                  | 0                   | 0                    | 0                   |
| 56201     | Buildings  | 0                  | 0                   | 0                    | 0                   |
| 56301     | Improvements Other Than Buildings                | 0                  | 0                   | 0                    | 0                   |
| 56401     | Machinery & Equipment                            | 0                  | 0                   | 0                    | 0                   |
| 56501     | Construction in Progress                         | 0                  | 0                   | 0                    | 0                   |
| 56601     | Books, Publications & Library Materials          | 0                  | 0                   | 0                    | 0                   |
| 56801     | Intangible Assets                                | 0                  | 0                   | 0                    | 0                   |
|           | CAPITAL OUTLAY                                   | 0                  | 0                   | 0                    | 0                   |
| 57101     | Principal  | 0                  | 0                   | 0                    | 0                   |
| 57201     | Interest   | 0                  | 0                   | 0                    | 0                   |
| 57301     | Other Debt Service Costs                         | 0                  | 0                   | 0                    | 0                   |
|           | DEBT SERVICE                                     | 0                  | 0                   | 0                    | 0                   |
| 58101     | Aids to Governmental Agencies                    | 0                  | 0                   | 0                    | 0                   |
| 58201     | Aids to Private Organizations                    | 0                  | 0                   | 0                    | 0                   |
| 58301     | Other Grants and Aids                            | 0                  | 0                   | 0                    | 0                   |
|           | GRANTS AND AIDS                                  | 0                  | 0                   | 0                    | 0                   |
| 59101     | Transfers  | 0                  | 0                   | 0                    | 0                   |
| 59801     | Reserves   | 0                  | 0                   | 0                    | 0                   |
|           | NON-OPERATING COSTS                              | 0                  | 0                   | 0                    | 0                   |
|           | TOTAL BUDGET                                     | \$ 0               | \$ 0                | \$ 730,000           | \$ 730,000          |
| RESOURCES |  |                    |                     |                      |                     |
|           | Gulf Coast Restoration Fund Revenues             | \$ 0               | \$ 0                | \$ 730,000           | \$ 730,000          |
|           | TOTAL REVENUES                                   | \$ 0               | \$ 0                | \$ 730,000           | \$ 730,000          |

FUND: 118 - Gulf Coast Restoration Fund  
 FUNCTION: Physical Environment  
 ACTIVITY: Conservation/Resource Management

DEPARTMENT: Natural Resources Management  
 DIVISION: RESTORE  
 COST CENTER: 222043 - RES Eleven Mile Ponds

| Account   | Title  | Actual<br>FY 18-19 | Adopted<br>FY 19-20 | Proposed<br>FY 20-21 | Adopted<br>FY 20-21 |
|-----------|--|--------------------|---------------------|----------------------|---------------------|
| 51101     | Executive Salaries                               | \$ 0               | \$ 0                | \$ 0                 | 0                   |
| 51201     | Regular Salaries & Wages                         | 0                  | 0                   | 0                    | 0                   |
| 51301     | Other Salaries & Wages                           | 0                  | 0                   | 0                    | 0                   |
| 51401     | Overtime   | 0                  | 0                   | 0                    | 0                   |
| 51501     | Special pay                                      | 0                  | 0                   | 0                    | 0                   |
| 52101     | FICA Taxes                                       | 0                  | 0                   | 0                    | 0                   |
| 52201     | Retirement Contributions                         | 0                  | 0                   | 0                    | 0                   |
| 52301     | Life & Health Insurance                          | 0                  | 0                   | 0                    | 0                   |
| 52401     | Workers' Compensation                            | 0                  | 0                   | 0                    | 0                   |
| 52501     | Unemployment Compensation                        | 0                  | 0                   | 0                    | 0                   |
|           | PERSONNEL COSTS                                  | <u>0</u>           | <u>0</u>            | <u>0</u>             | <u>0</u>            |
| 53101     | Professional Services                            | 0                  | 0                   | 60,000               | 60,000              |
| 53201     | Accounting & Auditing                            | 0                  | 0                   | 0                    | 0                   |
| 53301     | Court Reporter Services                          | 0                  | 0                   | 0                    | 0                   |
| 53401     | Other Contractual Services                       | 0                  | 0                   | 0                    | 0                   |
| 53501     | Investigations                                   | 0                  | 0                   | 0                    | 0                   |
| 53601     | Pension Benefits                                 | 0                  | 0                   | 0                    | 0                   |
| 54001     | Travel & Per Diem                                | 0                  | 0                   | 0                    | 0                   |
| 54101     | Communications                                   | 0                  | 0                   | 0                    | 0                   |
| 54201     | Postage & Freight                                | 0                  | 0                   | 0                    | 0                   |
| 54301     | Utility Services                                 | 0                  | 0                   | 0                    | 0                   |
| 54401     | Rentals & Leases                                 | 0                  | 0                   | 0                    | 0                   |
| 54501     | Insurance  | 0                  | 0                   | 0                    | 0                   |
| 54601     | Repair & Maintenance Services                    | 0                  | 0                   | 0                    | 0                   |
| 54701     | Printing & Binding                               | 0                  | 0                   | 0                    | 0                   |
| 54801     | Promotional Activities                           | 0                  | 0                   | 0                    | 0                   |
| 54901     | Other Current Charges & Obligations              | 0                  | 0                   | 0                    | 0                   |
| 54931     | Host Ordinance Items                             | 0                  | 0                   | 0                    | 0                   |
| 55101     | Office Supplies                                  | 0                  | 0                   | 0                    | 0                   |
| 55201     | Operating Supplies                               | 0                  | 0                   | 0                    | 0                   |
| 55301     | Road Materials & Supplies                        | 0                  | 0                   | 0                    | 0                   |
| 55401     | Books, Publications, Subscriptions & Memberships | 0                  | 0                   | 0                    | 0                   |
| 55501     | Training & Registration                          | 0                  | 0                   | 0                    | 0                   |
| 55801     | Bad Debt   | 0                  | 0                   | 0                    | 0                   |
| 55901     | Depreciation                                     | 0                  | 0                   | 0                    | 0                   |
|           | OPERATING COSTS                                  | <u>0</u>           | <u>0</u>            | <u>60,000</u>        | <u>60,000</u>       |
| 56101     | Land   | 0                  | 0                   | 0                    | 0                   |
| 56201     | Buildings  | 0                  | 0                   | 0                    | 0                   |
| 56301     | Improvements Other Than Buildings                | 0                  | 0                   | 0                    | 0                   |
| 56401     | Machinery & Equipment                            | 0                  | 0                   | 0                    | 0                   |
| 56501     | Construction in Progress                         | 0                  | 0                   | 0                    | 0                   |
| 56601     | Books, Publications & Library Materials          | 0                  | 0                   | 0                    | 0                   |
| 56801     | Intangible Assets                                | 0                  | 0                   | 0                    | 0                   |
|           | CAPITAL OUTLAY                                   | <u>0</u>           | <u>0</u>            | <u>0</u>             | <u>0</u>            |
| 57101     | Principal  | 0                  | 0                   | 0                    | 0                   |
| 57201     | Interest   | 0                  | 0                   | 0                    | 0                   |
| 57301     | Other Debt Service Costs                         | 0                  | 0                   | 0                    | 0                   |
|           | DEBT SERVICE                                     | <u>0</u>           | <u>0</u>            | <u>0</u>             | <u>0</u>            |
| 58101     | Aids to Governmental Agencies                    | 0                  | 0                   | 0                    | 0                   |
| 58201     | Aids to Private Organizations                    | 0                  | 0                   | 0                    | 0                   |
| 58301     | Other Grants and Aids                            | 0                  | 0                   | 0                    | 0                   |
|           | GRANTS AND AIDS                                  | <u>0</u>           | <u>0</u>            | <u>0</u>             | <u>0</u>            |
| 59101     | Transfers  | 0                  | 0                   | 0                    | 0                   |
| 59801     | Reserves   | 0                  | 0                   | 0                    | 0                   |
|           | NON-OPERATING COSTS                              | <u>0</u>           | <u>0</u>            | <u>0</u>             | <u>0</u>            |
|           | TOTAL BUDGET                                     | <u>\$ 0</u>        | <u>\$ 0</u>         | <u>\$ 60,000</u>     | <u>\$ 60,000</u>    |
| RESOURCES |  |                    |                     |                      |                     |
|           | Gulf Coast Restoration Fund Revenues             | \$ 0               | \$ 0                | \$ 60,000            | \$ 60,000           |
|           | TOTAL REVENUES                                   | <u>\$ 0</u>        | <u>\$ 0</u>         | <u>\$ 60,000</u>     | <u>\$ 60,000</u>    |

FUND: 001 - General Fund  
 FUNCTION: Physical Environment  
 ACTIVITY: Conservation/Resource Management

DEPARTMENT: Natural Resources Management  
 DIVISION: Water Quality & Land Management  
 COST CENTER: 221001 - Water Quality & Land Management

| Account   | Title                                   | Actual<br>FY 18-19 | Adopted<br>FY 19-20 | Proposed<br>FY 20-21 | Adopted<br>FY 20-21 |
|-----------|---|--------------------|---------------------|----------------------|---------------------|
| 51101     | Executive Salaries                      | \$ 0               | \$ 0                | \$ 0                 | 0                   |
| 51201     | Regular Salaries & Wages                | 275,933            | 287,573             | 260,457              | 260,457             |
| 51301     | Other Salaries & Wages                  | 0                  | 0                   | 0                    | 0                   |
| 51401     | Overtime                                | 0                  | 0                   | 0                    | 0                   |
| 51501     | Special pay                             | 0                  | 2,400               | 2,400                | 2,400               |
| 52101     | FICA Taxes                              | 21,211             | 22,183              | 20,110               | 20,110              |
| 52201     | Retirement Contributions                | 22,963             | 24,559              | 26,286               | 26,286              |
| 52301     | Life & Health Insurance                 | 46,204             | 50,000              | 50,000               | 50,000              |
| 52401     | Workers' Compensation                   | 5,085              | 4,198               | 5,159                | 5,159               |
| 52501     | Unemployment Compensation               | 0                  | 0                   | 0                    | 0                   |
|           | PERSONNEL COSTS                         | <u>371,397</u>     | <u>390,913</u>      | <u>364,412</u>       | <u>364,412</u>      |
| 53101     | Professional Services                   | 19,000             | 0                   | 0                    | 0                   |
| 53201     | Accounting & Auditing                   | 0                  | 0                   | 0                    | 0                   |
| 53301     | Court Reporter Services                 | 0                  | 0                   | 0                    | 0                   |
| 53401     | Other Contractual Services              | 30,730             | 45,770              | 68,248               | 68,248              |
| 53501     | Investigations                          | 0                  | 0                   | 0                    | 0                   |
| 53601     | Pension Benefits                        | 0                  | 0                   | 0                    | 0                   |
| 54001     | Travel & Per Diem                       | 0                  | 3,210               | 2,015                | 2,015               |
| 54101     | Communications                          | 4,676              | 9,709               | 5,100                | 5,100               |
| 54201     | Postage & Freight                       | 1,900              | 2,900               | 2,920                | 2,920               |
| 54301     | Utility Services                        | 0                  | 0                   | 0                    | 0                   |
| 54401     | Rentals & Leases                        | 3,377              | 1,494               | 1,494                | 1,494               |
| 54501     | Insurance                               | 0                  | 0                   | 0                    | 0                   |
| 54601     | Repair & Maintenance Services           | 44,671             | 43,526              | 41,626               | 41,626              |
| 54701     | Printing & Binding                      | 17                 | 125                 | 0                    | 0                   |
| 54801     | Promotional Activities                  | 0                  | 0                   | 0                    | 0                   |
| 54901     | Other Current Charges & Obligations     | 8,431              | 7,298               | 6,530                | 6,530               |
| 54931     | Host Ordinance Items                    | 0                  | 0                   | 0                    | 0                   |
| 55101     | Office Supplies                         | 557                | 960                 | 960                  | 960                 |
| 55201     | Operating Supplies                      | 28,704             | 26,244              | 42,931               | 42,931              |
| 55204     | Fuel                                    | 3,262              | 3,188               | 4,363                | 4,363               |
| 55401     | Books, Pubs, & Subs                     | 2,715              | 3,193               | 2,825                | 2,825               |
| 55501     | Training & Registrations                | 1,398              | 2,460               | 3,505                | 3,505               |
| 55801     | Bad Debt                                | 0                  | 0                   | 0                    | 0                   |
| 55901     | Depreciation                            | 0                  | 0                   | 0                    | 0                   |
|           | OPERATING COSTS                         | <u>149,436</u>     | <u>150,077</u>      | <u>182,517</u>       | <u>182,517</u>      |
| 56101     | Land                                    | 0                  | 0                   | 0                    | 0                   |
| 56201     | Buildings                               | 0                  | 0                   | 0                    | 0                   |
| 56301     | Improvements Other Than Buildings       | 0                  | 0                   | 0                    | 0                   |
| 56401     | Machinery & Equipment                   | 0                  | 0                   | 0                    | 0                   |
| 56501     | Construction in Progress                | 0                  | 0                   | 0                    | 0                   |
| 56601     | Books, Publications & Library Materials | 0                  | 0                   | 0                    | 0                   |
| 56801     | Intangible Assets                       | 0                  | 0                   | 0                    | 0                   |
|           | CAPITAL OUTLAY                          | <u>0</u>           | <u>0</u>            | <u>0</u>             | <u>0</u>            |
| 57101     | Principal                               | 0                  | 0                   | 0                    | 0                   |
| 57201     | Interest                                | 0                  | 0                   | 0                    | 0                   |
| 57301     | Other Debt Service Costs                | 0                  | 0                   | 0                    | 0                   |
|           | DEBT SERVICE                            | <u>0</u>           | <u>0</u>            | <u>0</u>             | <u>0</u>            |
| 58101     | Aids to Governmental Agencies           | 0                  | 0                   | 0                    | 0                   |
| 58201     | Aids to Private Organizations           | 0                  | 0                   | 0                    | 0                   |
| 58301     | Other Grants and Aids                   | 0                  | 0                   | 0                    | 0                   |
|           | GRANTS AND AIDS                         | <u>0</u>           | <u>0</u>            | <u>0</u>             | <u>0</u>            |
| 59101     | Transfers                               | 0                  | 0                   | 0                    | 0                   |
| 59801     | Reserves                                | 0                  | 0                   | 0                    | 0                   |
|           | NON-OPERATING COSTS                     | <u>0</u>           | <u>0</u>            | <u>0</u>             | <u>0</u>            |
|           | TOTAL BUDGET                            | <u>\$ 520,833</u>  | <u>\$ 540,990</u>   | <u>\$ 546,929</u>    | <u>\$ 546,929</u>   |
| RESOURCES |   |                    |                     |                      |                     |
|           | General Fund Revenues                   | \$ 520,833         | \$ 540,990          | \$ 546,929           | \$ 546,929          |
|           | TOTAL REVENUES                          | <u>\$ 520,833</u>  | <u>\$ 540,990</u>   | <u>\$ 546,929</u>    | <u>\$ 546,929</u>   |

FUND: 101 - Escambia Restricted Fund  
 FUNCTION: Physical Environment  
 ACTIVITY: Conservation/Resource Management

DEPARTMENT: Natural Resources Management  
 DIVISION: Water Quality & Land Management  
 COST CENTER: 221018 - National Pollutant Discharge (NPDES) Grant

| Account   | Title                                   | Actual<br>FY 18-19 | Adopted<br>FY 19-20 | Proposed<br>FY 20-21 | Adopted<br>FY 20-21 |
|-----------|---|--------------------|---------------------|----------------------|---------------------|
| 51101     | Executive Salaries                      | \$ 0               | \$ 0                | \$ 0                 | 0                   |
| 51201     | Regular Salaries & Wages                | 80,094             | 99,600              | 99,611               | 99,611              |
| 51301     | Other Salaries & Wages                  | 0                  | 0                   | 0                    | 0                   |
| 51401     | Overtime                                | 0                  | 0                   | 0                    | 0                   |
| 51501     | Special pay                             | 0                  | 0                   | 0                    | 0                   |
| 52101     | FICA Taxes                              | 5,828              | 7,619               | 7,621                | 7,621               |
| 52201     | Retirement Contributions                | 6,382              | 8,436               | 9,961                | 9,961               |
| 52301     | Life & Health Insurance                 | 14,353             | 20,000              | 20,000               | 20,000              |
| 52401     | Workers' Compensation                   | 1,587              | 1,442               | 1,488                | 1,488               |
| 52501     | Unemployment Compensation               | 0                  | 0                   | 0                    | 0                   |
|           | PERSONNEL COSTS                         | <u>108,243</u>     | <u>137,097</u>      | <u>138,681</u>       | <u>138,681</u>      |
| 53101     | Professional Services                   | 0                  | 0                   | 0                    | 0                   |
| 53201     | Accounting & Auditing                   | 0                  | 0                   | 0                    | 0                   |
| 53301     | Court Reporter Services                 | 0                  | 0                   | 0                    | 0                   |
| 53401     | Other Contractual Services              | 19,677             | 14,726              | 11,883               | 11,883              |
| 53501     | Investigations                          | 0                  | 0                   | 0                    | 0                   |
| 53601     | Pension Benefits                        | 0                  | 0                   | 0                    | 0                   |
| 54001     | Travel & Per Diem                       | 0                  | 0                   | 0                    | 0                   |
| 54101     | Communications                          | 0                  | 0                   | 0                    | 0                   |
| 54201     | Postage & Freight                       | 0                  | 0                   | 0                    | 0                   |
| 54301     | Utility Services                        | 0                  | 0                   | 0                    | 0                   |
| 54401     | Rentals & Leases                        | 0                  | 0                   | 0                    | 0                   |
| 54501     | Insurance                               | 0                  | 0                   | 0                    | 0                   |
| 54601     | Repair & Maintenance Services           | 2,149              | 2,500               | 2,524                | 2,524               |
| 54701     | Printing & Binding                      | 0                  | 0                   | 0                    | 0                   |
| 54801     | Promotional Activities                  | 0                  | 0                   | 0                    | 0                   |
| 54901     | Other Current Charges & Obligations     | 0                  | 0                   | 0                    | 0                   |
| 54931     | Host Ordinance Items                    | 0                  | 0                   | 0                    | 0                   |
| 55101     | Office Supplies                         | 0                  | 0                   | 0                    | 0                   |
| 55201     | Operating Supplies                      | 13,024             | 7,815               | 5,852                | 5,852               |
| 55204     | Fuel                                    | 15                 | 0                   | 0                    | 0                   |
| 55401     | Books, Pubs, & Subs                     | 0                  | 0                   | 0                    | 0                   |
| 55501     | Training & Registrations                | 0                  | 0                   | 0                    | 0                   |
| 55801     | Bad Debt                                | 0                  | 0                   | 0                    | 0                   |
| 55901     | Depreciation                            | 0                  | 0                   | 0                    | 0                   |
|           | OPERATING COSTS                         | <u>34,865</u>      | <u>25,041</u>       | <u>20,259</u>        | <u>20,259</u>       |
| 56101     | Land                                    | 0                  | 0                   | 0                    | 0                   |
| 56201     | Buildings                               | 0                  | 0                   | 0                    | 0                   |
| 56301     | Improvements Other Than Buildings       | 0                  | 0                   | 0                    | 0                   |
| 56401     | Machinery & Equipment                   | 4,654              | 0                   | 0                    | 0                   |
| 56501     | Construction in Progress                | 0                  | 0                   | 0                    | 0                   |
| 56601     | Books, Publications & Library Materials | 0                  | 0                   | 0                    | 0                   |
| 56801     | Intangible Assets                       | 0                  | 0                   | 0                    | 0                   |
|           | CAPITAL OUTLAY                          | <u>4,654</u>       | <u>0</u>            | <u>0</u>             | <u>0</u>            |
| 57101     | Principal                               | 0                  | 0                   | 0                    | 0                   |
| 57201     | Interest                                | 0                  | 0                   | 0                    | 0                   |
| 57301     | Other Debt Service Costs                | 0                  | 0                   | 0                    | 0                   |
|           | DEBT SERVICE                            | <u>0</u>           | <u>0</u>            | <u>0</u>             | <u>0</u>            |
| 58101     | Aids to Governmental Agencies           | 0                  | 0                   | 0                    | 0                   |
| 58201     | Aids to Private Organizations           | 0                  | 0                   | 0                    | 0                   |
| 58301     | Other Grants and Aids                   | 0                  | 0                   | 0                    | 0                   |
|           | GRANTS AND AIDS                         | <u>0</u>           | <u>0</u>            | <u>0</u>             | <u>0</u>            |
| 59101     | Transfers                               | 0                  | 0                   | 0                    | 0                   |
| 59801     | Reserves                                | 0                  | 362                 | 3,560                | 3,560               |
|           | NON-OPERATING COSTS                     | <u>0</u>           | <u>362</u>          | <u>3,560</u>         | <u>3,560</u>        |
|           | TOTAL BUDGET                            | <u>\$ 147,763</u>  | <u>\$ 162,500</u>   | <u>\$ 162,500</u>    | <u>\$ 162,500</u>   |
| RESOURCES |   |                    |                     |                      |                     |
|           | Grant Revenues                          | \$ 119,605         | \$ 134,000          | \$ 134,000           | \$ 134,000          |
|           | NPDES Services                          | 28,158             | 28,500              | 28,500               | 28,500              |
|           | TOTAL REVENUES                          | <u>\$ 147,763</u>  | <u>\$ 162,500</u>   | <u>\$ 162,500</u>    | <u>\$ 162,500</u>   |

FUND: 110 - Other Grants & Projects  
 FUNCTION: Physical Environment  
 ACTIVITY: Conservation/Resource Management

DEPARTMENT: Natural Resources Management  
 DIVISION: Water Quality & Land Management  
 COST CENTER: 221029 - Defense Infrastructure NAS MEZ

| Account   | Title                                   | Actual<br>FY 18-19 | Adopted<br>FY 19-20 | Proposed<br>FY 20-21 | Adopted<br>FY 20-21 |
|-----------|---|--------------------|---------------------|----------------------|---------------------|
| 51101     | Executive Salaries                      | \$ 0               | \$ 0                | \$ 0                 | 0                   |
| 51201     | Regular Salaries & Wages                | 0                  | 0                   | 0                    | 0                   |
| 51301     | Other Salaries & Wages                  | 0                  | 0                   | 0                    | 0                   |
| 51401     | Overtime                                | 0                  | 0                   | 0                    | 0                   |
| 51501     | Special pay                             | 0                  | 0                   | 0                    | 0                   |
| 52101     | FICA Taxes                              | 0                  | 0                   | 0                    | 0                   |
| 52201     | Retirement Contributions                | 0                  | 0                   | 0                    | 0                   |
| 52301     | Life & Health Insurance                 | 0                  | 0                   | 0                    | 0                   |
| 52401     | Workers' Compensation                   | 0                  | 0                   | 0                    | 0                   |
| 52501     | Unemployment Compensation               | 0                  | 0                   | 0                    | 0                   |
|           | PERSONNEL COSTS                         | <u>0</u>           | <u>0</u>            | <u>0</u>             | <u>0</u>            |
| 53101     | Professional Services                   | 0                  | 0                   | 159,735              | 159,735             |
| 53201     | Accounting & Auditing                   | 0                  | 0                   | 0                    | 0                   |
| 53301     | Court Reporter Services                 | 0                  | 0                   | 0                    | 0                   |
| 53401     | Other Contractual Services              | 0                  | 0                   | 0                    | 0                   |
| 53501     | Investigations                          | 0                  | 0                   | 0                    | 0                   |
| 53601     | Pension Benefits                        | 0                  | 0                   | 0                    | 0                   |
| 54001     | Travel & Per Diem                       | 0                  | 0                   | 0                    | 0                   |
| 54101     | Communications                          | 0                  | 0                   | 0                    | 0                   |
| 54201     | Postage & Freight                       | 0                  | 0                   | 0                    | 0                   |
| 54301     | Utility Services                        | 0                  | 0                   | 0                    | 0                   |
| 54401     | Rentals & Leases                        | 0                  | 0                   | 0                    | 0                   |
| 54501     | Insurance                               | 0                  | 0                   | 0                    | 0                   |
| 54601     | Repair & Maintenance Services           | 0                  | 0                   | 0                    | 0                   |
| 54701     | Printing & Binding                      | 0                  | 0                   | 0                    | 0                   |
| 54801     | Promotional Activities                  | 0                  | 0                   | 0                    | 0                   |
| 54901     | Other Current Charges & Obligations     | 0                  | 0                   | 0                    | 0                   |
| 55101     | Office Supplies                         | 0                  | 0                   | 0                    | 0                   |
| 55201     | Operating Supplies                      | 0                  | 0                   | 0                    | 0                   |
| 55301     | Road Materials & Supplies               | 0                  | 0                   | 0                    | 0                   |
| 55401     | Books, Pubs, & Subs                     | 0                  | 0                   | 0                    | 0                   |
| 55501     | Training & Registrations                | 0                  | 0                   | 0                    | 0                   |
| 55801     | Bad Debt                                | 0                  | 0                   | 0                    | 0                   |
| 55901     | Depreciation                            | 0                  | 0                   | 0                    | 0                   |
|           | OPERATING COSTS                         | <u>0</u>           | <u>0</u>            | <u>159,735</u>       | <u>159,735</u>      |
| 56101     | Land                                    | 0                  | 0                   | 0                    | 0                   |
| 56201     | Buildings                               | 0                  | 0                   | 0                    | 0                   |
| 56301     | Improvements Other Than Buildings       | 0                  | 0                   | 0                    | 0                   |
| 56401     | Machinery & Equipment                   | 0                  | 0                   | 0                    | 0                   |
| 56501     | Construction in Progress                | 0                  | 0                   | 0                    | 0                   |
| 56601     | Books, Publications & Library Materials | 0                  | 0                   | 0                    | 0                   |
|           | CAPITAL OUTLAY                          | <u>0</u>           | <u>0</u>            | <u>0</u>             | <u>0</u>            |
| 57101     | Principal                               | 0                  | 0                   | 0                    | 0                   |
| 57201     | Interest                                | 0                  | 0                   | 0                    | 0                   |
| 57301     | Other Debt Service Costs                | 0                  | 0                   | 0                    | 0                   |
|           | DEBT SERVICE                            | <u>0</u>           | <u>0</u>            | <u>0</u>             | <u>0</u>            |
| 58101     | Aids to Governmental Agencies           | 0                  | 0                   | 0                    | 0                   |
| 58201     | Aids to Private Organizations           | 0                  | 0                   | 0                    | 0                   |
| 58301     | Other Grants and Aids                   | 0                  | 0                   | 0                    | 0                   |
|           | GRANTS AND AIDS                         | <u>0</u>           | <u>0</u>            | <u>0</u>             | <u>0</u>            |
| 59101     | Transfers                               | 0                  | 0                   | 0                    | 0                   |
| 59801     | Reserves                                | 0                  | 0                   | 0                    | 0                   |
|           | NON-OPERATING COSTS                     | <u>0</u>           | <u>0</u>            | <u>0</u>             | <u>0</u>            |
|           | TOTAL BUDGET                            | <u>\$ 0</u>        | <u>\$ 0</u>         | <u>159,735</u>       | <u>\$ 159,735</u>   |
| RESOURCES |   |                    |                     |                      |                     |
|           | Grant Revenues                          | \$ 0               | \$ 0                | 159,735              | \$ 159,735          |
|           | TOTAL REVENUES                          | <u>\$ 0</u>        | <u>\$ 0</u>         | <u>159,735</u>       | <u>\$ 159,735</u>   |

FUND: 101 - Escambia County Restricted Fund  
 FUNCTION: Physical Environment  
 ACTIVITY: Conservation/Resource Management

DEPARTMENT: Natural Resources Management  
 DIVISION: Water Quality & Land Management  
 COST CENTER: 220334 - Tree Mitigation Fees

| Account   | Title                                   | Actual<br>FY 18-19 | Adopted<br>FY 19-20 | Proposed<br>FY 20-21 | Adopted<br>FY 20-21 |
|-----------|---|--------------------|---------------------|----------------------|---------------------|
| 51101     | Executive Salaries                      | \$ 0               | \$ 0                | \$ 0                 | 0                   |
| 51201     | Regular Salaries & Wages                | 0                  | 0                   | 0                    | 0                   |
| 51301     | Other Salaries & Wages                  | 0                  | 0                   | 0                    | 0                   |
| 51401     | Overtime                                | 0                  | 0                   | 0                    | 0                   |
| 51501     | Special pay                             | 0                  | 0                   | 0                    | 0                   |
| 52101     | FICA Taxes                              | 0                  | 0                   | 0                    | 0                   |
| 52201     | Retirement Contributions                | 0                  | 0                   | 0                    | 0                   |
| 52301     | Life & Health Insurance                 | 0                  | 0                   | 0                    | 0                   |
| 52401     | Workers' Compensation                   | 0                  | 0                   | 0                    | 0                   |
| 52501     | Unemployment Compensation               | 0                  | 0                   | 0                    | 0                   |
|           | PERSONNEL COSTS                         | <u>0</u>           | <u>0</u>            | <u>0</u>             | <u>0</u>            |
| 53101     | Professional Services                   | 0                  | 0                   | 0                    | 0                   |
| 53201     | Accounting & Auditing                   | 0                  | 0                   | 0                    | 0                   |
| 53301     | Court Reporter Services                 | 0                  | 0                   | 0                    | 0                   |
| 53401     | Other Contractual Services              | 2,988              | 9,240               | 18,200               | 18,200              |
| 53501     | Investigations                          | 0                  | 0                   | 0                    | 0                   |
| 53601     | Pension Benefits                        | 0                  | 0                   | 0                    | 0                   |
| 54001     | Travel & Per Diem                       | 0                  | 0                   | 0                    | 0                   |
| 54101     | Communications                          | 0                  | 0                   | 0                    | 0                   |
| 54201     | Postage & Freight                       | 0                  | 0                   | 0                    | 0                   |
| 54301     | Utility Services                        | 0                  | 0                   | 0                    | 0                   |
| 54401     | Rentals & Leases                        | 0                  | 0                   | 0                    | 0                   |
| 54501     | Insurance                               | 0                  | 0                   | 0                    | 0                   |
| 54601     | Repair & Maintenance Services           | 0                  | 0                   | 0                    | 0                   |
| 54701     | Printing & Binding                      | 0                  | 0                   | 0                    | 0                   |
| 54801     | Promotional Activities                  | 0                  | 0                   | 0                    | 0                   |
| 54901     | Other Current Charges & Obligations     | 0                  | 0                   | 0                    | 0                   |
| 54931     | Host Ordinance                          | 0                  | 0                   | 0                    | 0                   |
| 55101     | Office Supplies                         | 0                  | 0                   | 0                    | 0                   |
| 55201     | Operating Supplies                      | 0                  | 260                 | 800                  | 800                 |
| 55301     | Road Materials & Supplies               | 0                  | 0                   | 0                    | 0                   |
| 55401     | Books, Pubs, & Subs                     | 0                  | 0                   | 0                    | 0                   |
| 55501     | Training & Registrations                | 0                  | 0                   | 0                    | 0                   |
| 55801     | Bad Debt                                | 0                  | 0                   | 0                    | 0                   |
| 55901     | Depreciation                            | 0                  | 0                   | 0                    | 0                   |
|           | OPERATING COSTS                         | <u>2,988</u>       | <u>9,500</u>        | <u>19,000</u>        | <u>19,000</u>       |
| 56101     | Land                                    | 0                  | 0                   | 0                    | 0                   |
| 56201     | Buildings                               | 0                  | 0                   | 0                    | 0                   |
| 56301     | Improvements Other Than Buildings       | 0                  | 0                   | 0                    | 0                   |
| 56401     | Machinery & Equipment                   | 0                  | 0                   | 0                    | 0                   |
| 56501     | Construction in Progress                | 0                  | 0                   | 0                    | 0                   |
| 56601     | Books, Publications & Library Materials | 0                  | 0                   | 0                    | 0                   |
|           | CAPITAL OUTLAY                          | <u>0</u>           | <u>0</u>            | <u>0</u>             | <u>0</u>            |
| 57101     | Principal                               | 0                  | 0                   | 0                    | 0                   |
| 57201     | Interest                                | 0                  | 0                   | 0                    | 0                   |
| 57301     | Other Debt Service Costs                | 0                  | 0                   | 0                    | 0                   |
|           | DEBT SERVICE                            | <u>0</u>           | <u>0</u>            | <u>0</u>             | <u>0</u>            |
| 58101     | Aids to Governmental Agencies           | 0                  | 0                   | 0                    | 0                   |
| 58201     | Aids to Private Organizations           | 0                  | 0                   | 0                    | 0                   |
| 58301     | Other Grants and Aids                   | 0                  | 0                   | 0                    | 0                   |
|           | GRANTS AND AIDS                         | <u>0</u>           | <u>0</u>            | <u>0</u>             | <u>0</u>            |
| 59101     | Transfers                               | 0                  | 0                   | 0                    | 0                   |
| 59801     | Reserves                                | 0                  | 0                   | 0                    | 0                   |
|           | NON-OPERATING COSTS                     | <u>0</u>           | <u>0</u>            | <u>0</u>             | <u>0</u>            |
|           | TOTAL BUDGET                            | <u>\$ 2,988</u>    | <u>\$ 9,500</u>     | <u>\$ 19,000</u>     | <u>\$ 19,000</u>    |
| RESOURCES |   |                    |                     |                      |                     |
|           | Escambia Restricted Revenues            | \$ 2,988           | \$ 9,500            | \$ 19,000            | 19,000              |
|           | TOTAL REVENUES                          | <u>\$ 2,988</u>    | <u>\$ 9,500</u>     | <u>\$ 19,000</u>     | <u>\$ 19,000</u>    |



FUND: 101 - Escambia County Restricted Fund  
 FUNCTION: Physical Environment  
 ACTIVITY: Conservation/Resource Management

DEPARTMENT: Natural Resources Management  
 DIVISION: Water Quality & Land Management  
 COST CENTER: 220310 - Tree Fund Ordinance Fees

| Account   | Title                                   | Actual<br>FY 18-19 | Adopted<br>FY 19-20 | Proposed<br>FY 20-21 | Adopted<br>FY 20-21 |
|-----------|---|--------------------|---------------------|----------------------|---------------------|
| 51101     | Executive Salaries                      | \$ 0               | \$ 0                | \$ 0                 | 0                   |
| 51201     | Regular Salaries & Wages                | 0                  | 0                   | 0                    | 0                   |
| 51301     | Other Salaries & Wages                  | 0                  | 0                   | 0                    | 0                   |
| 51401     | Overtime                                | 0                  | 0                   | 0                    | 0                   |
| 51501     | Special pay                             | 0                  | 0                   | 0                    | 0                   |
| 52101     | FICA Taxes                              | 0                  | 0                   | 0                    | 0                   |
| 52201     | Retirement Contributions                | 0                  | 0                   | 0                    | 0                   |
| 52301     | Life & Health Insurance                 | 0                  | 0                   | 0                    | 0                   |
| 52401     | Workers' Compensation                   | 0                  | 0                   | 0                    | 0                   |
| 52501     | Unemployment Compensation               | 0                  | 0                   | 0                    | 0                   |
|           | PERSONNEL COSTS                         | <u>0</u>           | <u>0</u>            | <u>0</u>             | <u>0</u>            |
| 53101     | Professional Services                   | 0                  | 0                   | 0                    | 0                   |
| 53201     | Accounting & Auditing                   | 0                  | 0                   | 0                    | 0                   |
| 53301     | Court Reporter Services                 | 0                  | 0                   | 0                    | 0                   |
| 53401     | Other Contractual Services              | 18,050             | 14,700              | 14,700               | 14,700              |
| 53501     | Investigations                          | 0                  | 0                   | 0                    | 0                   |
| 53601     | Pension Benefits                        | 0                  | 0                   | 0                    | 0                   |
| 54001     | Travel & Per Diem                       | 0                  | 0                   | 0                    | 0                   |
| 54101     | Communications                          | 0                  | 480                 | 480                  | 480                 |
| 54201     | Postage & Freight                       | 0                  | 0                   | 0                    | 0                   |
| 54301     | Utility Services                        | 0                  | 0                   | 0                    | 0                   |
| 54401     | Rentals & Leases                        | 0                  | 0                   | 0                    | 0                   |
| 54501     | Insurance                               | 0                  | 0                   | 0                    | 0                   |
| 54601     | Repair & Maintenance Services           | 87                 | 300                 | 300                  | 300                 |
| 54701     | Printing & Binding                      | 0                  | 0                   | 0                    | 0                   |
| 54801     | Promotional Activities                  | 0                  | 750                 | 750                  | 750                 |
| 54901     | Other Current Charges & Obligations     | 0                  | 0                   | 0                    | 0                   |
| 54931     | Host Ordinance                          | 0                  | 0                   | 0                    | 0                   |
| 55101     | Office Supplies                         | 0                  | 0                   | 3,720                | 3,720               |
| 55201     | Operating Supplies                      | 7,191              | 3,720               | 0                    | 0                   |
| 55204     | Fuel                                    | 3                  | 0                   | 0                    | 0                   |
| 55401     | Books, Pubs, & Subs                     | 0                  | 0                   | 0                    | 0                   |
| 55501     | Training & Registrations                | 210                | 0                   | 0                    | 0                   |
| 55801     | Bad Debt                                | 0                  | 0                   | 0                    | 0                   |
| 55901     | Depreciation                            | 0                  | 0                   | 0                    | 0                   |
|           | OPERATING COSTS                         | <u>25,542</u>      | <u>19,950</u>       | <u>19,950</u>        | <u>19,950</u>       |
| 56101     | Land                                    | 0                  | 0                   | 0                    | 0                   |
| 56201     | Buildings                               | 0                  | 0                   | 0                    | 0                   |
| 56301     | Improvements Other Than Buildings       | 0                  | 0                   | 0                    | 0                   |
| 56401     | Machinery & Equipment                   | 0                  | 0                   | 0                    | 0                   |
| 56501     | Construction in Progress                | 0                  | 0                   | 0                    | 0                   |
| 56601     | Books, Publications & Library Materials | 0                  | 0                   | 0                    | 0                   |
|           | CAPITAL OUTLAY                          | <u>0</u>           | <u>0</u>            | <u>0</u>             | <u>0</u>            |
| 57101     | Principal                               | 0                  | 0                   | 0                    | 0                   |
| 57201     | Interest                                | 0                  | 0                   | 0                    | 0                   |
| 57301     | Other Debt Service Costs                | 0                  | 0                   | 0                    | 0                   |
|           | DEBT SERVICE                            | <u>0</u>           | <u>0</u>            | <u>0</u>             | <u>0</u>            |
| 58101     | Aids to Governmental Agencies           | 0                  | 0                   | 0                    | 0                   |
| 58201     | Aids to Private Organizations           | 0                  | 0                   | 0                    | 0                   |
| 58301     | Other Grants and Aids                   | 0                  | 0                   | 0                    | 0                   |
|           | GRANTS AND AIDS                         | <u>0</u>           | <u>0</u>            | <u>0</u>             | <u>0</u>            |
| 59101     | Transfers                               | 0                  | 0                   | 0                    | 0                   |
| 59801     | Reserves                                | 0                  | 0                   | 0                    | 0                   |
|           | NON-OPERATING COSTS                     | <u>0</u>           | <u>0</u>            | <u>0</u>             | <u>0</u>            |
|           | TOTAL BUDGET                            | <u>\$ 25,542</u>   | <u>\$ 19,950</u>    | <u>\$ 19,950</u>     | <u>\$ 19,950</u>    |
| RESOURCES |   |                    |                     |                      |                     |
|           | Escambia Restricted Revenues            | \$ 25,542          | \$ 19,950           | \$ 19,950            | 19,950              |
|           | TOTAL REVENUES                          | <u>\$ 25,542</u>   | <u>\$ 19,950</u>    | <u>\$ 19,950</u>     | <u>\$ 19,950</u>    |

FUND: 101 - Escambia County Restricted Fund  
 FUNCTION: Physical Environment  
 ACTIVITY: Conservation/Resource Management

DEPARTMENT: Natural Resources Management  
 DIVISION: Water Quality & Land Management  
 COST CENTER: 220336 - Wetland Mitigation Fees

| Account   | Title                                   | Actual<br>FY 18-19 | Adopted<br>FY 19-20 | Proposed<br>FY 20-21 | Adopted<br>FY 20-21 |
|-----------|---|--------------------|---------------------|----------------------|---------------------|
| 51101     | Executive Salaries                      | \$ 0               | \$ 0                | \$ 0                 | 0                   |
| 51201     | Regular Salaries & Wages                | 0                  | 0                   | 0                    | 0                   |
| 51301     | Other Salaries & Wages                  | 0                  | 0                   | 0                    | 0                   |
| 51401     | Overtime                                | 0                  | 0                   | 0                    | 0                   |
| 51501     | Special pay                             | 0                  | 0                   | 0                    | 0                   |
| 52101     | FICA Taxes                              | 0                  | 0                   | 0                    | 0                   |
| 52201     | Retirement Contributions                | 0                  | 0                   | 0                    | 0                   |
| 52301     | Life & Health Insurance                 | 0                  | 0                   | 0                    | 0                   |
| 52401     | Workers' Compensation                   | 0                  | 0                   | 0                    | 0                   |
| 52501     | Unemployment Compensation               | 0                  | 0                   | 0                    | 0                   |
|           | PERSONNEL COSTS                         | 0                  | 0                   | 0                    | 0                   |
| 53101     | Professional Services                   | 0                  | 0                   | 0                    | 0                   |
| 53201     | Accounting & Auditing                   | 0                  | 0                   | 0                    | 0                   |
| 53301     | Court Reporter Services                 | 0                  | 0                   | 0                    | 0                   |
| 53401     | Other Contractual Services              | 0                  | 5,200               | 6,950                | 6,950               |
| 53501     | Investigations                          | 0                  | 0                   | 0                    | 0                   |
| 53601     | Pension Benefits                        | 0                  | 0                   | 0                    | 0                   |
| 54001     | Travel & Per Diem                       | 0                  | 0                   | 0                    | 0                   |
| 54101     | Communications                          | 0                  | 0                   | 0                    | 0                   |
| 54201     | Postage & Freight                       | 0                  | 0                   | 0                    | 0                   |
| 54301     | Utility Services                        | 0                  | 0                   | 0                    | 0                   |
| 54401     | Rentals & Leases                        | 0                  | 0                   | 0                    | 0                   |
| 54501     | Insurance                               | 0                  | 0                   | 0                    | 0                   |
| 54601     | Repair & Maintenance Services           | 6,075              | 500                 | 650                  | 650                 |
| 54701     | Printing & Binding                      | 0                  | 0                   | 0                    | 0                   |
| 54801     | Promotional Activities                  | 0                  | 0                   | 0                    | 0                   |
| 54901     | Other Current Charges & Obligations     | 0                  | 0                   | 0                    | 0                   |
| 54931     | Host Ordinance                          | 0                  | 0                   | 0                    | 0                   |
| 55101     | Office Supplies                         | 0                  | 0                   | 0                    | 0                   |
| 55201     | Operating Supplies                      | 0                  | 0                   | 0                    | 0                   |
| 55301     | Road Materials & Supplies               | 0                  | 0                   | 0                    | 0                   |
| 55401     | Books, Pubs, & Subs                     | 0                  | 0                   | 0                    | 0                   |
| 55501     | Training & Registrations                | 0                  | 0                   | 0                    | 0                   |
| 55801     | Bad Debt                                | 0                  | 0                   | 0                    | 0                   |
| 55901     | Depreciation                            | 0                  | 0                   | 0                    | 0                   |
|           | OPERATING COSTS                         | 6,075              | 5,700               | 7,600                | 7,600               |
| 56101     | Land                                    | 0                  | 0                   | 0                    | 0                   |
| 56201     | Buildings                               | 0                  | 0                   | 0                    | 0                   |
| 56301     | Improvements Other Than Buildings       | 0                  | 0                   | 0                    | 0                   |
| 56401     | Machinery & Equipment                   | 0                  | 0                   | 0                    | 0                   |
| 56501     | Construction in Progress                | 0                  | 0                   | 0                    | 0                   |
| 56601     | Books, Publications & Library Materials | 0                  | 0                   | 0                    | 0                   |
|           | CAPITAL OUTLAY                          | 0                  | 0                   | 0                    | 0                   |
| 57101     | Principal                               | 0                  | 0                   | 0                    | 0                   |
| 57201     | Interest                                | 0                  | 0                   | 0                    | 0                   |
| 57301     | Other Debt Service Costs                | 0                  | 0                   | 0                    | 0                   |
|           | DEBT SERVICE                            | 0                  | 0                   | 0                    | 0                   |
| 58101     | Aids to Governmental Agencies           | 0                  | 0                   | 0                    | 0                   |
| 58201     | Aids to Private Organizations           | 0                  | 0                   | 0                    | 0                   |
| 58301     | Other Grants and Aids                   | 0                  | 0                   | 0                    | 0                   |
|           | GRANTS AND AIDS                         | 0                  | 0                   | 0                    | 0                   |
| 59101     | Transfers                               | 0                  | 0                   | 0                    | 0                   |
| 59801     | Reserves                                | 0                  | 0                   | 0                    | 0                   |
|           | NON-OPERATING COSTS                     | 0                  | 0                   | 0                    | 0                   |
|           | TOTAL BUDGET                            | \$ 6,075           | \$ 5,700            | \$ 7,600             | \$ 7,600            |
| RESOURCES |   |                    |                     |                      |                     |
|           | Escambia Restricted Revenues            | \$ 6,075           | \$ 5,700            | \$ 7,600             | \$ 7,600            |
|           | TOTAL REVENUES                          | \$ 6,075           | \$ 5,700            | \$ 7,600             | \$ 7,600            |

FUND: 117 - Perdido Key Beach Mouse  
 FUNCTION: Physical Environment  
 ACTIVITY: Conservation/Resource Management

DEPARTMENT: Natural Resources Management  
 DIVISION: Natural Resources Management  
 COST CENTER: 220335 - Perdido Key Beach Mouse

| Account   | Title                                   | Actual<br>FY 18-19 | Adopted<br>FY 19-20 | Proposed<br>FY 20-21 | Adopted<br>FY 20-21 |
|-----------|---|--------------------|---------------------|----------------------|---------------------|
| 51101     | Executive Salaries                      | \$ 0               | \$ 0                | \$ 0                 | 0                   |
| 51201     | Regular Salaries & Wages                | 4,644              | 12,657              | 58,856               | 58,856              |
| 51301     | Other Salaries & Wages                  | 0                  | 0                   | 0                    | 0                   |
| 51401     | Overtime                                | 0                  | 0                   | 0                    | 0                   |
| 51501     | Special pay                             | 0                  | 0                   | 0                    | 0                   |
| 52101     | FICA Taxes                              | 368                | 968                 | 4,502                | 4,502               |
| 52201     | Retirement Contributions                | 389                | 1,072               | 5,886                | 5,886               |
| 52301     | Life & Health Insurance                 | 165                | 2,000               | 12,000               | 12,000              |
| 52401     | Workers' Compensation                   | 242                | 238                 | 879                  | 879                 |
| 52501     | Unemployment Compensation               | 0                  | 0                   | 0                    | 0                   |
|           | PERSONNEL COSTS                         | 5,807              | 16,935              | 82,123               | 82,123              |
| 53101     | Professional Services                   | 20,880             | 5,679               | 0                    | 0                   |
| 53201     | Accounting & Auditing                   | 0                  | 0                   | 0                    | 0                   |
| 53301     | Court Reporter Services                 | 0                  | 0                   | 0                    | 0                   |
| 53401     | Other Contractual Services              | 18,699             | 20,136              | 0                    | 0                   |
| 53501     | Investigations                          | 0                  | 0                   | 0                    | 0                   |
| 53601     | Pension Benefits                        | 0                  | 0                   | 0                    | 0                   |
| 54001     | Travel & Per Diem                       | 0                  | 0                   | 720                  | 720                 |
| 54101     | Communications                          | 0                  | 0                   | 0                    | 0                   |
| 54201     | Postage & Freight                       | 0                  | 0                   | 0                    | 0                   |
| 54301     | Utility Services                        | 0                  | 0                   | 0                    | 0                   |
| 54401     | Rentals & Leases                        | 0                  | 0                   | 0                    | 0                   |
| 54501     | Insurance                               | 0                  | 0                   | 393                  | 393                 |
| 54601     | Repair & Maintenance Services           | 0                  | 0                   | 550                  | 550                 |
| 54701     | Printing & Binding                      | 0                  | 0                   | 1,000                | 1,000               |
| 54801     | Promotional Activities                  | 0                  | 0                   | 0                    | 0                   |
| 54901     | Other Current Charges & Obligations     | 96                 | 0                   | 100                  | 100                 |
| 55101     | Office Supplies                         | 0                  | 0                   | 0                    | 0                   |
| 55201     | Operating Supplies                      | 2,614              | 0                   | 5,850                | 5,850               |
| 55204     | Fuel                                    | 529                | 0                   | 663                  | 663                 |
| 55401     | Books, Pubs, & Subs                     | 0                  | 0                   | 0                    | 0                   |
| 55501     | Training & Registrations                | 0                  | 0                   | 0                    | 0                   |
| 55801     | Bad Debt                                | 0                  | 0                   | 0                    | 0                   |
| 55901     | Depreciation                            | 0                  | 0                   | 0                    | 0                   |
|           | OPERATING COSTS                         | 42,818             | 25,815              | 9,276                | 9,276               |
| 56101     | Land                                    | 0                  | 0                   | 0                    | 0                   |
| 56201     | Buildings                               | 0                  | 0                   | 0                    | 0                   |
| 56301     | Improvements Other Than Buildings       | 0                  | 0                   | 0                    | 0                   |
| 56401     | Machinery & Equipment                   | 14,449             | 0                   | 0                    | 0                   |
| 56501     | Construction in Progress                | 0                  | 0                   | 0                    | 0                   |
| 56601     | Books, Publications & Library Materials | 0                  | 0                   | 0                    | 0                   |
|           | CAPITAL OUTLAY                          | 14,449             | 0                   | 0                    | 0                   |
| 57101     | Principal                               | 0                  | 0                   | 0                    | 0                   |
| 57201     | Interest                                | 0                  | 0                   | 0                    | 0                   |
| 57301     | Other Debt Service Costs                | 0                  | 0                   | 0                    | 0                   |
|           | DEBT SERVICE                            | 0                  | 0                   | 0                    | 0                   |
| 58101     | Aids to Governmental Agencies           | 0                  | 0                   | 0                    | 0                   |
| 58201     | Aids to Private Organizations           | 0                  | 0                   | 0                    | 0                   |
| 58301     | Other Grants and Aids                   | 0                  | 0                   | 0                    | 0                   |
|           | GRANTS AND AIDS                         | 0                  | 0                   | 0                    | 0                   |
| 59101     | Transfers                               | 0                  | 0                   | 0                    | 0                   |
| 59801     | Reserves                                | 0                  | 0                   | 41,601               | 41,601              |
|           | NON-OPERATING COSTS                     | 0                  | 0                   | 41,601               | 41,601              |
|           | TOTAL BUDGET                            | \$ 63,075          | \$ 42,750           | \$ 133,000           | \$ 133,000          |
| RESOURCES |   |                    |                     |                      |                     |
|           | Special Assessment Revenue              | \$ 63,075          | \$ 42,750           | \$ 133,000           | \$ 133,000          |
|           | TOTAL REVENUES                          | \$ 63,075          | \$ 42,750           | \$ 133,000           | \$ 133,000          |

FUND: 001 - General Fund  
 FUNCTION: Human Services  
 ACTIVITY: Health

DEPARTMENT: Natural Resources Management  
 DIVISION: Mosquito Control  
 COST CENTER: 220701 - Mosquito Control

| Account   | Title  | Actual<br>FY 18-19 | Adopted<br>FY 19-20 | Proposed<br>FY 20-21 | Adopted<br>FY 20-21 |
|-----------|--|--------------------|---------------------|----------------------|---------------------|
| 51101     | Executive Salaries                               | \$ 0               | \$ 0                | \$ 0                 | 0                   |
| 51201     | Regular Salaries & Wages                         | 298,088            | 319,640             | 320,404              | 320,404             |
| 51301     | Other Salaries & Wages                           | 0                  | 0                   | 0                    | 0                   |
| 51401     | Overtime   | 0                  | 0                   | 0                    | 0                   |
| 51501     | Special pay                                      | 0                  | 2,400               | 3,540                | 3,540               |
| 52101     | FICA Taxes                                       | 23,035             | 24,637              | 24,782               | 24,782              |
| 52201     | Retirement Contributions                         | 24,774             | 27,277              | 32,395               | 32,395              |
| 52301     | Life & Health Insurance                          | 77,904             | 90,000              | 90,000               | 90,000              |
| 52401     | Workers' Compensation                            | 19,834             | 11,322              | 12,174               | 12,174              |
| 52501     | Unemployment Compensation                        | 0                  | 0                   | 0                    | 0                   |
|           | PERSONNEL COSTS                                  | <u>443,635</u>     | <u>475,276</u>      | <u>483,295</u>       | <u>483,295</u>      |
| 53101     | Professional Services                            | 0                  | 0                   | 0                    | 0                   |
| 53201     | Accounting & Auditing                            | 0                  | 0                   | 0                    | 0                   |
| 53301     | Court Reporter Services                          | 0                  | 0                   | 0                    | 0                   |
| 53401     | Other Contractual Services                       | 0                  | 0                   | 0                    | 0                   |
| 53501     | Investigations                                   | 0                  | 0                   | 0                    | 0                   |
| 53601     | Pension Benefits                                 | 0                  | 0                   | 0                    | 0                   |
| 54001     | Travel & Per Diem                                | 0                  | 300                 | 300                  | 300                 |
| 54101     | Communications                                   | 4,524              | 4,700               | 4,700                | 4,700               |
| 54201     | Postage & Freight                                | 182                | 325                 | 84                   | 84                  |
| 54301     | Utility Services                                 | 0                  | 0                   | 0                    | 0                   |
| 54401     | Rentals & Leases                                 | 0                  | 0                   | 0                    | 0                   |
| 54501     | Insurance  | 0                  | 0                   | 0                    | 0                   |
| 54601     | Repair & Maintenance Services                    | 7,864              | 7,880               | 7,880                | 7,880               |
| 54701     | Printing & Binding                               | 55                 | 0                   | 0                    | 0                   |
| 54801     | Promotional Activities                           | 0                  | 0                   | 0                    | 0                   |
| 54901     | Other Current Charges & Obligations              | 0                  | 0                   | 0                    | 0                   |
| 54931     | Host Ordinance Items                             | 0                  | 0                   | 0                    | 0                   |
| 55101     | Office Supplies                                  | 805                | 0                   | 0                    | 0                   |
| 55201     | Operating Supplies                               | 39,479             | 59,220              | 63,843               | 63,843              |
| 55204     | Fuel   | 8,983              | 14,777              | 13,780               | 13,780              |
| 55401     | Books, Publications, Subscriptions & Memberships | 407                | 40                  | 0                    | 0                   |
| 55501     | Training & Registration                          | 1,385              | 1,200               | 1,200                | 1,200               |
| 55801     | Bad Debt   | 0                  | 0                   | 0                    | 0                   |
| 55901     | Depreciation                                     | 0                  | 0                   | 0                    | 0                   |
|           | OPERATING COSTS                                  | <u>63,683</u>      | <u>88,442</u>       | <u>91,787</u>        | <u>91,787</u>       |
| 56101     | Land   | 0                  | 0                   | 0                    | 0                   |
| 56201     | Buildings  | 0                  | 0                   | 0                    | 0                   |
| 56301     | Improvements Other Than Buildings                | 0                  | 0                   | 0                    | 0                   |
| 56401     | Machinery & Equipment                            | 0                  | 0                   | 0                    | 0                   |
| 56501     | Construction in Progress                         | 0                  | 0                   | 0                    | 0                   |
| 56601     | Books, Publications & Library Materials          | 0                  | 0                   | 0                    | 0                   |
| 56801     | Intangible Assets                                | 0                  | 0                   | 13,650               | 13,650              |
|           | CAPITAL OUTLAY                                   | <u>0</u>           | <u>0</u>            | <u>13,650</u>        | <u>13,650</u>       |
| 57101     | Principal  | 0                  | 0                   | 0                    | 0                   |
| 57201     | Interest   | 0                  | 0                   | 0                    | 0                   |
| 57301     | Other Debt Service Costs                         | 0                  | 0                   | 0                    | 0                   |
|           | DEBT SERVICE                                     | <u>0</u>           | <u>0</u>            | <u>0</u>             | <u>0</u>            |
| 58101     | Aids to Governmental Agencies                    | 0                  | 0                   | 0                    | 0                   |
| 58201     | Aids to Private Organizations                    | 0                  | 0                   | 0                    | 0                   |
| 58301     | Other Grants and Aids                            | 0                  | 0                   | 0                    | 0                   |
|           | GRANTS AND AIDS                                  | <u>0</u>           | <u>0</u>            | <u>0</u>             | <u>0</u>            |
| 59101     | Transfers  | 0                  | 0                   | 0                    | 0                   |
| 59801     | Reserves   | 0                  | 0                   | 0                    | 0                   |
|           | NON-OPERATING COSTS                              | <u>0</u>           | <u>0</u>            | <u>0</u>             | <u>0</u>            |
|           | TOTAL BUDGET                                     | <u>\$ 507,318</u>  | <u>\$ 563,718</u>   | <u>\$ 588,732</u>    | <u>\$ 588,732</u>   |
| RESOURCES |  |                    |                     |                      |                     |
|           | General Fund Revenues                            | \$ 507,318         | \$ 563,718          | \$ 588,732           | \$ 588,732          |
|           | TOTAL REVENUES                                   | <u>\$ 507,318</u>  | <u>\$ 563,718</u>   | <u>\$ 588,732</u>    | <u>\$ 588,732</u>   |

FUND: 106 - M and A State I Fund  
 FUNCTION: Human Services  
 ACTIVITY: Health

DEPARTMENT: Natural Resources Management  
 DIVISION: Environmental Health  
 COST CENTER: 220703 - M & A State I Funds

| Account   | Title  | Actual<br>FY 18-19 | Adopted<br>FY 19-20 | Proposed<br>FY 20-21 | Adopted<br>FY 20-21 |
|-----------|--|--------------------|---------------------|----------------------|---------------------|
| 51101     | Executive Salaries                               | \$ 0               | \$ 0                | \$ 0                 | 0                   |
| 51201     | Regular Salaries & Wages                         | 0                  | 0                   | 0                    | 0                   |
| 51301     | Other Salaries & Wages                           | 0                  | 0                   | 0                    | 0                   |
| 51401     | Overtime   | 4,181              | 7,250               | 6,000                | 6,000               |
| 51501     | Special pay                                      | 0                  | 0                   | 0                    | 0                   |
| 52101     | FICA Taxes                                       | 290                | 555                 | 555                  | 555                 |
| 52201     | Retirement Contributions                         | 349                | 545                 | 545                  | 545                 |
| 52301     | Life & Health Insurance                          | 1,518              | 1,586               | 1,586                | 1,586               |
| 52401     | Workers' Compensation                            | 64                 | 64                  | 64                   | 64                  |
| 52501     | Unemployment Compensation                        | 0                  | 0                   | 0                    | 0                   |
|           | PERSONNEL COSTS                                  | <u>6,402</u>       | <u>10,000</u>       | <u>8,750</u>         | <u>8,750</u>        |
| 53101     | Professional Services                            | 0                  | 0                   | 0                    | 0                   |
| 53201     | Accounting & Auditing                            | 0                  | 0                   | 0                    | 0                   |
| 53301     | Court Reporter Services                          | 0                  | 0                   | 0                    | 0                   |
| 53401     | Other Contractual Services                       | 0                  | 0                   | 0                    | 0                   |
| 53501     | Investigations                                   | 0                  | 0                   | 0                    | 0                   |
| 53601     | Pension Benefits                                 | 0                  | 0                   | 0                    | 0                   |
| 54001     | Travel & Per Diem                                | 5,128              | 8,158               | 8,158                | 8,158               |
| 54101     | Communications                                   | 0                  | 0                   | 0                    | 0                   |
| 54201     | Postage & Freight                                | 0                  | 0                   | 210                  | 210                 |
| 54301     | Utility Services                                 | 0                  | 0                   | 0                    | 0                   |
| 54401     | Rentals & Leases                                 | 0                  | 0                   | 0                    | 0                   |
| 54501     | Insurance  | 0                  | 0                   | 0                    | 0                   |
| 54601     | Repair & Maintenance Services                    | 2,090              | 500                 | 500                  | 500                 |
| 54701     | Printing & Binding                               | 0                  | 200                 | 200                  | 200                 |
| 54801     | Promotional Activities                           | 0                  | 0                   | 0                    | 0                   |
| 54901     | Other Current Charges & Obligations              | 0                  | 0                   | 0                    | 0                   |
| 55101     | Office Supplies                                  | 0                  | 904                 | 904                  | 904                 |
| 55201     | Operating Supplies                               | 25,150             | 9,716               | 14,306               | 14,306              |
| 55301     | Road Materials & Supplies                        | 0                  | 0                   | 0                    | 0                   |
| 55401     | Books, Publications, Subscriptions & Memberships | 478                | 794                 | 868                  | 868                 |
| 55501     | Training & Registration                          | 0                  | 705                 | 600                  | 600                 |
| 55801     | Bad Debt   | 0                  | 0                   | 0                    | 0                   |
| 55901     | Depreciation                                     | 0                  | 0                   | 0                    | 0                   |
|           | OPERATING COSTS                                  | <u>32,846</u>      | <u>20,977</u>       | <u>25,746</u>        | <u>25,746</u>       |
| 56101     | Land   | 0                  | 0                   | 0                    | 0                   |
| 56201     | Buildings  | 0                  | 0                   | 0                    | 0                   |
| 56301     | Improvements Other Than Buildings                | 0                  | 0                   | 0                    | 0                   |
| 56401     | Machinery & Equipment                            | 2,885              | 0                   | 0                    | 0                   |
| 56501     | Construction in Progress                         | 0                  | 0                   | 0                    | 0                   |
| 56601     | Books, Publications & Library Materials          | 0                  | 0                   | 0                    | 0                   |
| 56801     | Intangible Assets                                | 0                  | 0                   | 0                    | 0                   |
|           | CAPITAL OUTLAY                                   | <u>2,885</u>       | <u>0</u>            | <u>0</u>             | <u>0</u>            |
| 57101     | Principal  | 0                  | 0                   | 0                    | 0                   |
| 57201     | Interest   | 0                  | 0                   | 0                    | 0                   |
| 57301     | Other Debt Service Costs                         | 0                  | 0                   | 0                    | 0                   |
|           | DEBT SERVICE                                     | <u>0</u>           | <u>0</u>            | <u>0</u>             | <u>0</u>            |
| 58101     | Aids to Governmental Agencies                    | 0                  | 0                   | 0                    | 0                   |
| 58201     | Aids to Private Organizations                    | 0                  | 0                   | 0                    | 0                   |
| 58301     | Other Grants and Aids                            | 0                  | 0                   | 0                    | 0                   |
|           | GRANTS AND AIDS                                  | <u>0</u>           | <u>0</u>            | <u>0</u>             | <u>0</u>            |
| 59101     | Transfers  | 0                  | 0                   | 0                    | 0                   |
| 59801     | Reserves   | 0                  | 0                   | 0                    | 0                   |
|           | NON-OPERATING COSTS                              | <u>0</u>           | <u>0</u>            | <u>0</u>             | <u>0</u>            |
|           | TOTAL BUDGET                                     | <u>\$ 42,133</u>   | <u>\$ 30,977</u>    | <u>\$ 34,496</u>     | <u>\$ 34,496</u>    |
| RESOURCES |  |                    |                     |                      |                     |
|           | M and A State I Fund                             | \$ 42,133          | \$ 30,977           | \$ 34,496            | \$ 34,496           |
|           | TOTAL REVENUES                                   | <u>\$ 42,133</u>   | <u>\$ 30,977</u>    | <u>\$ 34,496</u>     | <u>\$ 34,496</u>    |

FUND: 103 - Code Enforcement Fund  
 FUNCTION: Public Safety  
 ACTIVITY: Protective Inspections

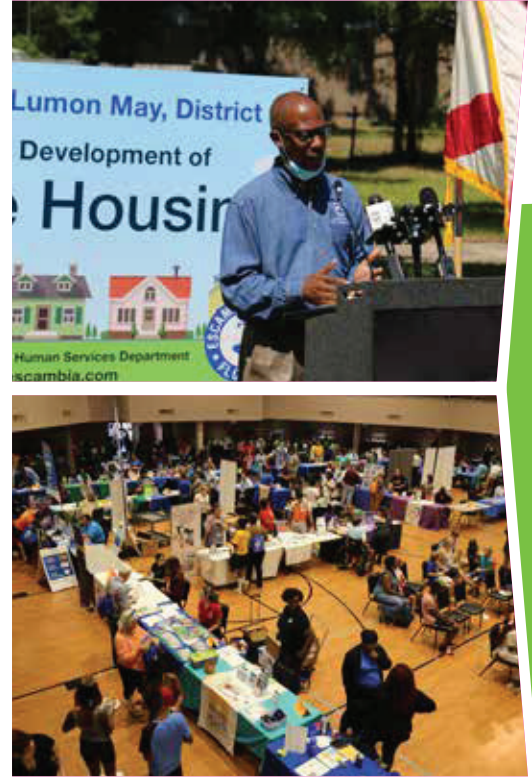
DEPARTMENT: Natural Resources Management  
 DIVISION: Environmental Code Enforcement  
 COST CENTER: 220110 - Environmental Code Enforcement

| Account | Title                                   | Actual<br>FY 18-19  | Adopted<br>FY 19-20 | Proposed<br>FY 20-21 | Adopted<br>FY 20-21 |
|---------|---|---------------------|---------------------|----------------------|---------------------|
| 51101   | Executive Salaries                      | \$ 0                | \$ 0                | \$ 0                 | 0                   |
| 51201   | Regular Salaries & Wages                | 762,584             | 842,415             | 818,420              | 818,420             |
| 51301   | Other Salaries & Wages                  | 0                   | 0                   | 5,033                | 5,033               |
| 51401   | Overtime                                | 1,588               | 0                   | 0                    | 0                   |
| 51501   | Special pay                             | 1,440               | 6,240               | 2,400                | 2,400               |
| 52101   | FICA Taxes                              | 58,894              | 64,923              | 63,182               | 63,182              |
| 52201   | Retirement Contributions                | 67,309              | 77,405              | 82,584               | 82,584              |
| 52301   | Life & Health Insurance                 | 252,722             | 230,000             | 230,000              | 230,000             |
| 52401   | Workers' Compensation                   | 12,225              | 14,010              | 16,815               | 16,815              |
| 52501   | Unemployment Compensation               | 0                   | 0                   | 0                    | 0                   |
|         | PERSONNEL COSTS                         | <u>1,156,763</u>    | <u>1,234,993</u>    | <u>1,218,434</u>     | <u>1,218,434</u>    |
| 53101   | Professional Services                   | 29,233              | 80,100              | 80,100               | 80,100              |
| 53201   | Accounting & Auditing                   | 0                   | 0                   | 0                    | 0                   |
| 53301   | Court Reporter Services                 | 0                   | 1,500               | 1,000                | 1,000               |
| 53401   | Other Contractual Services              | 621,098             | 452,395             | 492,811              | 492,811             |
| 53501   | Investigations                          | 0                   | 0                   | 0                    | 0                   |
| 53601   | Pension Benefits                        | 0                   | 0                   | 0                    | 0                   |
| 54001   | Travel & Per Diem                       | 852                 | 295                 | 295                  | 295                 |
| 54101   | Communications                          | 21,527              | 22,038              | 22,038               | 22,038              |
| 54201   | Postage & Freight                       | 46,768              | 29,640              | 39,900               | 39,900              |
| 54301   | Utility Services                        | 0                   | 3,000               | 3,000                | 3,000               |
| 54401   | Rentals & Leases                        | 4,356               | 3,510               | 3,510                | 3,510               |
| 54501   | Insurance                               | 8,283               | 9,829               | 13,494               | 13,494              |
| 54601   | Repair & Maintenance Services           | 26,440              | 30,053              | 32,053               | 32,053              |
| 54701   | Printing & Binding                      | 4,468               | 5,530               | 5,530                | 5,530               |
| 54801   | Promotional Activities                  | 0                   | 0                   | 0                    | 0                   |
| 54901   | Other Current Charges & Obligations     | 50,755              | 32,100              | 32,100               | 32,100              |
| 54931   | Host Ordinance Items                    | 0                   | 420                 | 210                  | 210                 |
| 55101   | Office Supplies                         | 9,402               | 12,100              | 12,100               | 12,100              |
| 55201   | Operating Supplies                      | 33,888              | 14,190              | 14,730               | 25,930              |
| 55204   | Fuel                                    | 30,324              | 34,425              | 35,775               | 35,775              |
| 55401   | Books, Pubs, & Subs                     | 720                 | 665                 | 950                  | 950                 |
| 55501   | Training & Registrations                | 11,415              | 10,965              | 10,965               | 10,965              |
| 55801   | Bad Debt                                | 0                   | 0                   | 0                    | 0                   |
| 55901   | Depreciation                            | 0                   | 0                   | 0                    | 0                   |
|         | OPERATING COSTS                         | <u>899,529</u>      | <u>742,755</u>      | <u>800,561</u>       | <u>811,761</u>      |
| 56101   | Land                                    | 0                   | 0                   | 0                    | 0                   |
| 56201   | Buildings                               | 0                   | 0                   | 0                    | 0                   |
| 56301   | Improvements Other Than Buildings       | 0                   | 0                   | 0                    | 0                   |
| 56401   | Machinery & Equipment                   | 80,730              | 12,575              | 11,200               | 132,335             |
| 56501   | Construction in Progress                | 0                   | 0                   | 0                    | 0                   |
| 56601   | Books, Publications & Library Materials | 0                   | 0                   | 0                    | 0                   |
|         | CAPITAL OUTLAY                          | <u>80,730</u>       | <u>12,575</u>       | <u>11,200</u>        | <u>132,335</u>      |
| 57101   | Principal                               | 0                   | 0                   | 0                    | 0                   |
| 57201   | Interest                                | 0                   | 0                   | 0                    | 0                   |
| 57301   | Other Debt Service Costs                | 0                   | 0                   | 0                    | 0                   |
|         | DEBT SERVICE                            | <u>0</u>            | <u>0</u>            | <u>0</u>             | <u>0</u>            |
| 58101   | Aids to Governmental Agencies           | 0                   | 0                   | 0                    | 0                   |
| 58201   | Aids to Private Organizations           | 0                   | 0                   | 0                    | 0                   |
| 58301   | Other Grants and Aids                   | 0                   | 0                   | 0                    | 0                   |
|         | GRANTS AND AIDS                         | <u>0</u>            | <u>0</u>            | <u>0</u>             | <u>0</u>            |
| 59101   | Transfers                               | 350,000             | 0                   | 0                    | 0                   |
| 59801   | Reserves                                | 0                   | 9,427               | 55,055               | 55,055              |
|         | NON-OPERATING COSTS                     | <u>350,000</u>      | <u>9,427</u>        | <u>55,055</u>        | <u>55,055</u>       |
|         | TOTAL BUDGET                            | <u>\$ 2,487,022</u> | <u>\$ 1,999,750</u> | <u>\$ 2,085,250</u>  | <u>\$ 2,217,585</u> |

RESOURCES

|                                 |                     |                     |                     |                     |
|---------------------------------|---------------------|---------------------|---------------------|---------------------|
| Commercial Garbage              | \$ 2,036,924        | \$ 1,825,000        | \$ 1,875,000        | \$ 1,875,000        |
| Code Enforcement Fines & Liens  | 389,843             | 225,000             | 255,000             | 255,000             |
| Transfers                       | 0                   | 0                   | 0                   | 0                   |
| Other Code Enforcement Revenues | 142,560             | 55,000              | 65,000              | 65,000              |
| Fund Balance                    | (82,304)            | 0                   | 0                   | 132,335             |
| Less: 5% Anticipated Receipts   | 0                   | (105,250)           | (109,750)           | (109,750)           |
| TOTAL REVENUES                  | <u>\$ 2,487,022</u> | <u>\$ 1,999,750</u> | <u>\$ 2,085,250</u> | <u>\$ 2,217,585</u> |

# NEIGHBORHOOD & HUMAN SERVICES DEPARTMENT



The Neighborhood & Human Services Department oversees the Escambia County Community Redevelopment Agency, the Safe Neighborhood Program, Neighborhood Enterprise Division, various community centers and community resource centers, the Indigent Burial Program, the Job Readiness Program, as well as after school programs and summer camps.



# Objectives

**The Neighborhood & Human Services Department is comprised of three main areas/divisions: Community Redevelopment Agency, Human Assistance and Neighborhood Enterprise Division**

## **Community Redevelopment Agency (CRA)**

- Revitalize the urban core commercial districts and neighborhoods by encouraging private sector reinvestment, promoting economic development and providing public sector enhancements within the nine designated Community Redevelopment Areas
- Provide incentives, infrastructure improvements and environmental remediation to promote revitalization, redevelopment and sustainability
- Provide safe neighborhood initiatives for residents of Escambia County through the Safe Neighborhood Program by assisting residents with neighborhood cleanups and by providing assistance to neighborhood groups and neighborhood associations by educating communities on the importance of safety

## **Human Assistance**

- Provide oversight for community centers in the county, by serving as liaison to the non-profit community associations that manage the day-to-day operations of seven of the centers
- County staff manages and provides over-sight for three community centers
- Provide a variety of public social service programs to improve the quality of life for the citizens of Escambia County
- Provide decent and professional cremations/burial through the Indigent Burial/Cremation Program for income eligible individuals

## **Neighborhood Enterprise Division**

- Encourage neighborhood stability and housing sustainability through the preservation and rehabilitation of existing housing stock
- Provide decent and affordable housing by providing rental and homeownership programs for the community's low and moderate-income residents



# Accomplishments

- ▶ Awarded 66 Residential Rehab Grants in the amount of \$277,420
- ▶ Completed seven sidewalk projects totaling \$546,116 in various CRA areas
- ▶ Completed Phase 2 of ADA Improvements to various county facilities
- ▶ Summer Youth Employment Program employs 98 youth workers
- ▶ As of date, acquired 19 properties for the Erress-Diego Blight Reduction & Demolition Project
- ▶ Awarded 15 Grants for CRA Income Based Roof Program
- ▶ Completed 34 Projects include housing repairs, wheelchair ramps and septic to sewer connections through CDBG and SHIP funds
- ▶ Processed 180 Indigent Burial cases
- ▶ Provided 16 neighborhood cleanups in various CRA/Safe Neighborhood areas

## FUNDING PRIORITIES FY 2020 – 21

| Major Issues Funded                            | Amount      |
|--|-------------|
| Streetlight Projects (LED retrofit/additional) | \$750,000   |
| Ensley CRA Beautification Gateway Project      | \$250,000   |
| CRA Income Based Roof Programs                 | \$584,000   |
| Block by Block Project                         | \$200,000   |
| Infill Workforce Housing                       | \$400,000   |
| CDBG-CV Cares Act Project                      | \$850,000   |
| Lee Street Sidewalk, Drainage & Sewer Project  | \$2,200,000 |
| ADA Improvements in various county facilities  | \$428,000   |
| CRA Sidewalk Projects                          | \$250,000   |



## Performance Measures

|  | FY 2017 / 2018<br>Actual | FY 2018 / 2019<br>Actual | FY 2019 / 2020<br>(Estimate) | FY 2020 / 2021<br>(Estimate) |
|--|--------------------------|--------------------------|------------------------------|------------------------------|
| Approved Indigent Burials/Cremations   | 216                      | 258                      | 220                          | 230                          |
| Community Centers under License and Management Agreements                            | 7                        | 7                        | 7                            | 7                            |
| Demolition Properties in the CRA and SN Areas  | 18                       | 9                        | 10                           | 10                           |
| Provide Cleanups in the CRA and SN Areas   | 10                       | 10                       | 16                           | 14                           |
| Increase Ad Valorem growth in CRA to exceed the county average                       | 3.9%                     | 4.0%                     | 4.0%                         | 4.0%                         |
| Households Provided Housing Rehabilitation Assistance Unincorporated Escambia County | 24                       | 37                       | 25                           | 35                           |



## Benchmark Data

|  | Escambia County | Benchmark |
|--|-----------------|-----------|
| Increase Ad Valorem growth in CRA Areas  | 4.0%            | 4.0%      |
| Total Requests Reviewed for Indigent Burial/Cremation Program Services                       | 256             | 256       |
| Total Requests Approved for Indigent Burial/Cremation Program Services<br>Cremation/Veterans | 258             | <1%       |

Sources: Benchmark data used from Indigent Burial/Cremation authorization log and program files.



## Advisory Boards

- Area Agency on Aging /Region 1- Disability Resource Center
- BCC United Way Human Services Funding Allocations Committee (HSAC)
- Career Source Escarosa, Inc. (formerly Workforce Escarosa, Inc.)
- Circuit 1- Department of Juvenile Justice Circuit Advisory Board (CAB)
- Circuit 1- Community Alliance Council
- Community Redevelopment Agency
- Escambia-Pensacola Local Affordable Housing Advisory Committee (AHAC)
- Public Safety Coordinating Committee
- Escambia-Pensacola Human Relations Commission



## Statutory Responsibilities

### COMMUNITY REDEVELOPMENT AGENCY

- Florida Statue Chapter 163 Part III-County designated CRA Redevelopment Plans
- Florida Statue 775.083 (2) – Safe Neighborhood Program Funding for crime prevention programs

### HUMAN ASSISTANCE

- Disposition of Dead Bodies (Indigent Burial/Cremation) - Florida Statute 406.50-406.61
- Community Substance Abuse and Mental Health Services (Baker Act) - Florida Statute 394.76

### NEIGHBORHOOD ENTERPRISE DIVISION

#### FEDERAL

- 1) CDBG Regulations at 24 CFR Part 570 and all related acts, including 24 CFR Part 58 Responsibilities and Citizen Participation Plan at 92 CFR 91.105; 2) HOME Regulations at 24 CFR Part 92 and all related acts; 3) ESG Statue-Homeless Emergency Assistance and Rapid Transition to Housing Act of 2009 (HEARTH Act) and Regulations at 24 CFR Part 91; and 4) Other Cross-Cutting Federal Regulations as may apply, including but not limited to, Fair Housing and Equal Opportunity, Conflict of Interest Provisions of 92.356, Uniform Relocation Assistance Act Regulations at 49 CFR Part 24, Labor Revisions, Lead Based Paint Regulations at 40 CFR Part 745, and Drug Free Workplace Act of 1988 at 24 CFR Part 24

#### STATE

- 1) State Housing Initiatives Partnership (SHIP) Statue at Chapter 420.9075 F. S.; and 2) SHIP Rule 67-37 (Florida Administrative Code)



## Goals

The goal of the Neighborhood & Human Services Department is to provide the citizens of Escambia County with quality, efficient, programs and services while promoting educational awareness within a wholesome environment.

## STAFFING ALLOCATION

| Position Classification                | Pay Grade | 2018-19 Authorized | 2019-20 Authorized | 2020-21 Adopted |
|--|-----------|--------------------|--------------------|-----------------|
| <b>Neighborhood and Human Services</b> |           |                    |                    |                 |
| Community Center Coordinator           | B22       | 1                  | 1                  | 1               |
| Department Director II                 | E82       | 1                  | 1                  | 1               |
| Director's Aide                        | B32       | 1                  | 1                  | 1               |
| Division Manager                       | D63       | 2                  | 2                  | 2               |
| <b>TOTAL</b>                           |           | <b>5</b>           | <b>5</b>           | <b>5</b>        |
| <b>Economic Development LOST</b>       |           |                    |                    |                 |
| Recreation Specialist                  | B23       | 1                  | 1                  | 1               |
| <b>TOTAL</b>                           |           | <b>1</b>           | <b>1</b>           | <b>1</b>        |
| <b>Community Centers LOST</b>          |           |                    |                    |                 |
| Community Center Coordinator           | B22       | 1                  | 1                  | 1               |
| Community Center Worker (part-time)    | A12       | 0                  | 0                  | 0               |
| Recreation Specialist                  | B23       | 1                  | 1                  | 1               |
| <b>TOTAL</b>                           |           | <b>2</b>           | <b>2</b>           | <b>2</b>        |
| <b>Safe Neighborhoods</b>              |           |                    |                    |                 |
| Development Program Manager            | C51       | 1                  | 1                  | 1               |
| <b>TOTAL</b>                           |           | <b>1</b>           | <b>1</b>           | <b>1</b>        |
| <b>Community Redevelopment Agency</b>  |           |                    |                    |                 |
| Administrative Assistant               | B22       | 1                  | 1                  | 1               |
| Development Program Manager            | C51       | 1                  | 2                  | 2               |
| Division Manager                       | D63       | 1                  | 1                  | 1               |
| Environmental Program Manager          | C51       | 1                  | 1                  | 1               |
| Redeveloper I                          | B21       | 1                  | 1                  | 1               |
| <b>TOTAL</b>                           |           | <b>5</b>           | <b>6</b>           | <b>6</b>        |



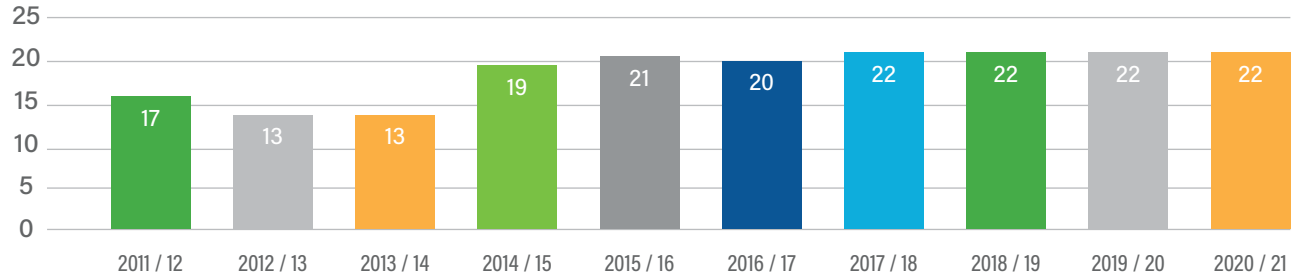


**STAFFING ALLOCATION**

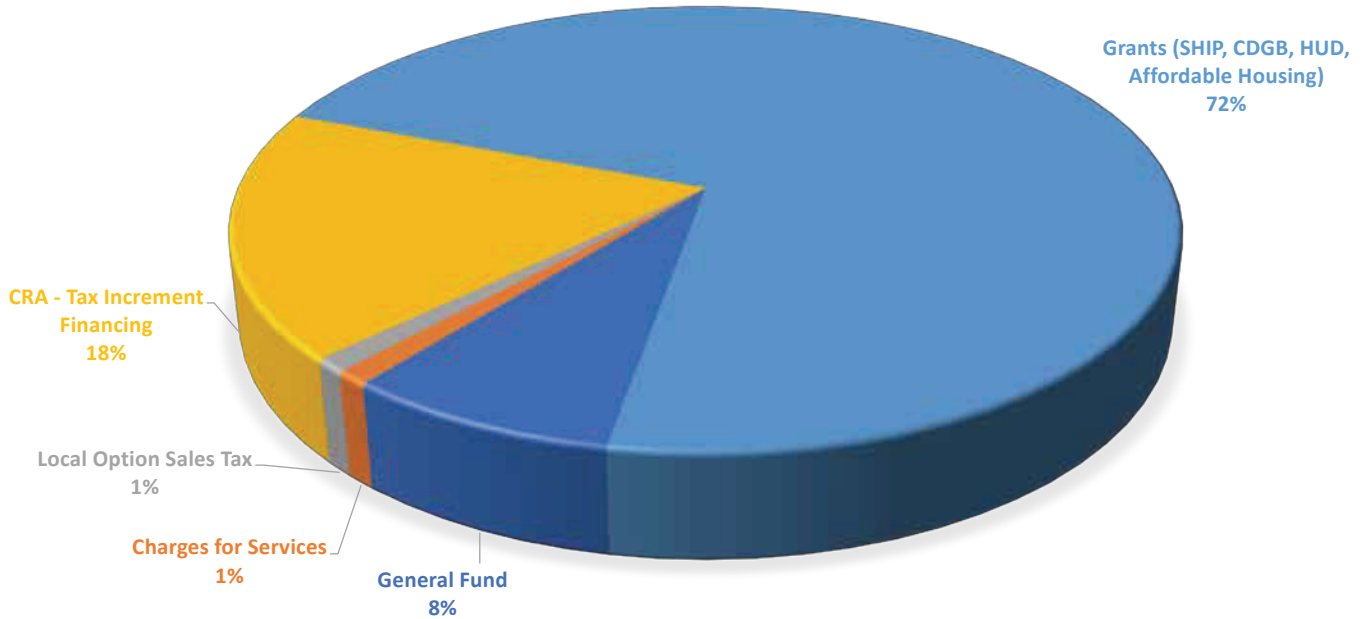
| Position Classification         | Pay Grade | 2018-19 Authorized | 2019-20 Authorized | 2020-21 Authorized |
|---------------------------------|-----------|--------------------|--------------------|--------------------|
| <b>Neighborhood Restoration</b> |           |                    |                    |                    |
| Development Program Manager     | C51       | 1                  | 0                  | 0                  |
| <b>TOTAL</b>                    |           | <b>1</b>           | <b>0</b>           | <b>0</b>           |
| <b>Neighborhood Enterprise</b>  |           |                    |                    |                    |
| Accounting Technician           | B21       | 0                  | 1                  | 1                  |
| Accounting Specialist           | B31       | 1                  | 1                  | 1                  |
| Compliance Coordinator          | B31       | 1                  | 1                  | 1                  |
| Division Manager                | D63       | 1                  | 1                  | 1                  |
| Housing Rehab Specialist        | B32       | 1                  | 1                  | 1                  |
| Program Manager                 | C43       | 1                  | 1                  | 1                  |
| Redeveloper I                   | B21       | 1                  | 1                  | 1                  |
| Senior Office Support Assistant | A12       | 1                  | 0                  | 0                  |
| <b>TOTAL</b>                    |           | <b>7</b>           | <b>7</b>           | <b>7</b>           |
| <b>DEPARTMENT TOTAL</b>         |           | <b>22</b>          | <b>22</b>          | <b>22</b>          |



# Employees



# Revenue Funding: \$23.5M





FUND: 001 - General Fund  
 FUNCTION: Human Services  
 ACTIVITY: Other Human Services

DEPARTMENT: Neighborhood and Human Services  
 DIVISION: Neighborhood and Human Services  
 COST CENTER: 370101 - Neighborhood and Human Services

| Account   | Title  | Actual<br>FY 18-19 | Adopted<br>FY 19-20 | Proposed<br>FY 20-21 | Adopted<br>FY 20-21 |
|-----------|--|--------------------|---------------------|----------------------|---------------------|
| 51101     | Executive Salaries                               | \$ 0               | \$ 0                | \$ 0                 | 0                   |
| 51201     | Regular Salaries & Wages                         | 435,670            | 364,486             | 317,492              | 317,492             |
| 51301     | Other Salaries & Wages                           | 0                  | 0                   | 0                    | 0                   |
| 51401     | Overtime   | 257                | 0                   | 0                    | 0                   |
| 51501     | Special pay                                      | 4,800              | 4,800               | 4,800                | 4,800               |
| 52101     | FICA Taxes                                       | 33,714             | 28,250              | 24,656               | 24,656              |
| 52201     | Retirement Contributions                         | 43,044             | 40,232              | 48,995               | 48,995              |
| 52301     | Life & Health Insurance                          | 28,855             | 50,000              | 50,000               | 50,000              |
| 52401     | Workers' Compensation                            | 2,364              | 1,801               | 1,972                | 1,972               |
| 52501     | Unemployment Compensation                        | 0                  | 0                   | 0                    | 0                   |
|           | PERSONNEL COSTS                                  | <u>548,703</u>     | <u>489,569</u>      | <u>447,915</u>       | <u>447,915</u>      |
| 53101     | Professional Services                            | 0                  | 0                   | 0                    | 0                   |
| 53201     | Accounting & Auditing                            | 0                  | 0                   | 0                    | 0                   |
| 53301     | Court Reporter Services                          | 0                  | 0                   | 0                    | 0                   |
| 53401     | Other Contractual Services                       | 2,211              | 0                   | 0                    | 0                   |
| 53501     | Investigations                                   | 0                  | 0                   | 0                    | 0                   |
| 53601     | Pension Benefits                                 | 0                  | 0                   | 0                    | 0                   |
| 54001     | Travel & Per Diem                                | (142)              | 0                   | 1,000                | 1,000               |
| 54101     | Communications                                   | 4,321              | 4,440               | 4,488                | 4,488               |
| 54201     | Postage & Freight                                | 213                | 282                 | 200                  | 200                 |
| 54301     | Utility Services                                 | 0                  | 0                   | 0                    | 0                   |
| 54401     | Rentals & Leases                                 | 0                  | 0                   | 0                    | 0                   |
| 54501     | Insurance  | 0                  | 0                   | 506                  | 506                 |
| 54601     | Repair & Maintenance Services                    | 1,963              | 3,216               | 3,500                | 3,500               |
| 54701     | Printing & Binding                               | 178                | 456                 | 0                    | 0                   |
| 54801     | Promotional Activities                           | 3,170              | 1,080               | 3,500                | 3,500               |
| 54901     | Other Current Charges & Obligations              | 0                  | 0                   | 0                    | 0                   |
| 54931     | Host Ordinance Items                             | 307                | 0                   | 0                    | 0                   |
| 55101     | Office Supplies                                  | 1,383              | 4,188               | 2,000                | 2,000               |
| 55201     | Operating Supplies                               | 4,076              | 0                   | 3,000                | 3,000               |
| 55204     | Fuel   | 0                  | 396                 | 0                    | 0                   |
| 55401     | Books, Publications, Subscriptions & Memberships | 0                  | 394                 | 0                    | 0                   |
| 55501     | Training & Registrations                         | 0                  | 75                  | 2,290                | 2,290               |
| 55801     | Bad Debt   | 0                  | 0                   | 0                    | 0                   |
| 55901     | Depreciation                                     | 0                  | 0                   | 0                    | 0                   |
|           | OPERATING COSTS                                  | <u>17,680</u>      | <u>14,527</u>       | <u>20,484</u>        | <u>20,484</u>       |
| 56101     | Land   | 0                  | 0                   | 0                    | 0                   |
| 56201     | Buildings  | 0                  | 0                   | 0                    | 0                   |
| 56301     | Improvements Other Than Buildings                | 0                  | 0                   | 0                    | 0                   |
| 56401     | Machinery & Equipment                            | 0                  | 3,951               | 0                    | 0                   |
| 56501     | Construction in Progress                         | 0                  | 0                   | 0                    | 0                   |
| 56601     | Books, Publications & Library Materials          | 0                  | 0                   | 0                    | 0                   |
|           | CAPITAL OUTLAY                                   | <u>0</u>           | <u>3,951</u>        | <u>0</u>             | <u>0</u>            |
| 57101     | Principal  | 0                  | 0                   | 0                    | 0                   |
| 57201     | Interest   | 0                  | 0                   | 0                    | 0                   |
| 57301     | Other Debt Service Costs                         | 0                  | 0                   | 0                    | 0                   |
|           | DEBT SERVICE                                     | <u>0</u>           | <u>0</u>            | <u>0</u>             | <u>0</u>            |
| 58101     | Aids to Governmental Agencies                    | 0                  | 0                   | 0                    | 0                   |
| 58201     | Aids to Private Organizations                    | 0                  | 0                   | 0                    | 0                   |
| 58301     | Other Grants and Aids                            | 0                  | 0                   | 0                    | 0                   |
|           | GRANTS AND AIDS                                  | <u>0</u>           | <u>0</u>            | <u>0</u>             | <u>0</u>            |
| 59101     | Transfers  | 0                  | 0                   | 0                    | 0                   |
| 59801     | Reserves   | 0                  | 0                   | 0                    | 0                   |
|           | NON-OPERATING COSTS                              | <u>0</u>           | <u>0</u>            | <u>0</u>             | <u>0</u>            |
|           | TOTAL BUDGET                                     | <u>\$ 566,382</u>  | <u>\$ 508,047</u>   | <u>\$ 468,399</u>    | <u>\$ 468,399</u>   |
| RESOURCES |  |                    |                     |                      |                     |
|           | General Fund Revenues                            | \$ 566,382         | \$ 508,047          | \$ 468,399           | \$ 468,399          |
|           | TOTAL REVENUES                                   | <u>\$ 566,382</u>  | <u>\$ 508,047</u>   | <u>\$ 468,399</u>    | <u>\$ 468,399</u>   |

FUND: 001 - General Fund  
 FUNCTION: Human Services  
 ACTIVITY: Other Human Services

DEPARTMENT: Neighborhood and Human Services  
 DIVISION: Neighborhood and Human Services  
 COST CENTER: 370102 - Public Social Services

| Account   | Title  | Actual<br>FY 18-19  | Adopted<br>FY 19-20 | Proposed<br>FY 20-21 | Adopted<br>FY 20-21 |
|-----------|--|---------------------|---------------------|----------------------|---------------------|
| 51101     | Executive Salaries                               | \$ 0                | \$ 0                | \$ 0                 | 0                   |
| 51201     | Regular Salaries & Wages                         | 0                   | 0                   | 0                    | 0                   |
| 51301     | Other Salaries & Wages                           | 0                   | 0                   | 0                    | 0                   |
| 51401     | Overtime   | 0                   | 0                   | 0                    | 0                   |
| 51501     | Special pay                                      | 0                   | 0                   | 0                    | 0                   |
| 52101     | FICA Taxes                                       | 0                   | 0                   | 0                    | 0                   |
| 52201     | Retirement Contributions                         | 0                   | 0                   | 0                    | 0                   |
| 52301     | Life & Health Insurance                          | 0                   | 0                   | 0                    | 0                   |
| 52401     | Workers' Compensation                            | 0                   | 0                   | 0                    | 0                   |
| 52501     | Unemployment Compensation                        | 0                   | 0                   | 0                    | 0                   |
|           | PERSONNEL COSTS                                  | <u>0</u>            | <u>0</u>            | <u>0</u>             | <u>0</u>            |
| 53101     | Professional Services                            | 0                   | 0                   | 0                    | 0                   |
| 53201     | Accounting & Auditing                            | 0                   | 0                   | 0                    | 0                   |
| 53301     | Court Reporter Services                          | 0                   | 0                   | 0                    | 0                   |
| 53401     | Other Contractual Services                       | 154,880             | 120,500             | 145,000              | 145,000             |
| 53501     | Investigations                                   | 0                   | 0                   | 0                    | 0                   |
| 53601     | Pension Benefits                                 | 0                   | 0                   | 0                    | 0                   |
| 54001     | Travel & Per Diem                                | 0                   | 0                   | 0                    | 0                   |
| 54101     | Communications                                   | 0                   | 0                   | 0                    | 0                   |
| 54201     | Postage & Freight                                | 0                   | 0                   | 0                    | 0                   |
| 54301     | Utility Services                                 | 0                   | 0                   | 0                    | 0                   |
| 54401     | Rentals & Leases                                 | 0                   | 0                   | 0                    | 0                   |
| 54501     | Insurance  | 0                   | 0                   | 0                    | 0                   |
| 54601     | Repair & Maintenance Services                    | 0                   | 0                   | 0                    | 0                   |
| 54701     | Printing & Binding                               | 0                   | 0                   | 0                    | 0                   |
| 54801     | Promotional Activities                           | 0                   | 0                   | 0                    | 0                   |
| 54901     | Other Current Charges & Obligations              | 916,533             | 700,000             | 925,000              | 925,000             |
| 55101     | Office Supplies                                  | 0                   | 0                   | 0                    | 0                   |
| 55201     | Operating Supplies                               | 0                   | 200,000             | 200,000              | 200,000             |
| 55301     | Road Materials & Supplies                        | 0                   | 0                   | 0                    | 0                   |
| 55401     | Books, Publications, Subscriptions & Memberships | 0                   | 0                   | 0                    | 0                   |
| 55501     | Training & Registrations                         | 0                   | 0                   | 0                    | 0                   |
| 55801     | Bad Debt   | 0                   | 0                   | 0                    | 0                   |
| 55901     | Depreciation                                     | 0                   | 0                   | 0                    | 0                   |
|           | OPERATING COSTS                                  | <u>1,071,414</u>    | <u>1,020,500</u>    | <u>1,270,000</u>     | <u>1,270,000</u>    |
| 56101     | Land   | 0                   | 0                   | 0                    | 0                   |
| 56201     | Buildings  | 0                   | 0                   | 0                    | 0                   |
| 56301     | Improvements Other Than Buildings                | 0                   | 0                   | 0                    | 0                   |
| 56401     | Machinery & Equipment                            | 0                   | 0                   | 0                    | 0                   |
| 56501     | Construction in Progress                         | 0                   | 0                   | 0                    | 0                   |
| 56601     | Books, Publications & Library Materials          | 0                   | 0                   | 0                    | 0                   |
|           | CAPITAL OUTLAY                                   | <u>0</u>            | <u>0</u>            | <u>0</u>             | <u>0</u>            |
| 57101     | Principal  | 0                   | 0                   | 0                    | 0                   |
| 57201     | Interest   | 0                   | 0                   | 0                    | 0                   |
| 57301     | Other Debt Service Costs                         | 0                   | 0                   | 0                    | 0                   |
|           | DEBT SERVICE                                     | <u>0</u>            | <u>0</u>            | <u>0</u>             | <u>0</u>            |
| 58101     | Aids to Governmental Agencies                    | 0                   | 0                   | 0                    | 0                   |
| 58201     | Aids to Private Organizations                    | 145,725             | 145,725             | 145,725              | 145,725             |
| 58301     | Other Grants and Aids                            | 0                   | 0                   | 0                    | 0                   |
|           | GRANTS AND AIDS                                  | <u>145,725</u>      | <u>145,725</u>      | <u>145,725</u>       | <u>145,725</u>      |
| 59101     | Transfers  | 0                   | 0                   | 0                    | 0                   |
| 59801     | Reserves   | 0                   | 0                   | 0                    | 0                   |
|           | NON-OPERATING COSTS                              | <u>0</u>            | <u>0</u>            | <u>0</u>             | <u>0</u>            |
|           | TOTAL BUDGET                                     | <u>\$ 1,217,139</u> | <u>\$ 1,166,225</u> | <u>\$ 1,415,725</u>  | <u>\$ 1,415,725</u> |
| RESOURCES |  |                     |                     |                      |                     |
|           | General Fund Revenues                            | \$ 1,217,139        | \$ 1,166,225        | \$ 1,415,725         | \$ 1,415,725        |
|           | TOTAL REVENUES                                   | <u>\$ 1,217,139</u> | <u>\$ 1,166,225</u> | <u>\$ 1,415,725</u>  | <u>\$ 1,415,725</u> |

FUND: 101 - Escambia County Restricted Fund  
 FUNCTION: Culture/Recreation  
 ACTIVITY: Cultural Services

DEPARTMENT: Neighborhood and Human Services  
 DIVISION: Neighborhood and Human Services  
 COST CENTER: 370105 - Community Center Rentals

| Account   | Title  | Actual<br>FY 18-19 | Adopted<br>FY 19-20 | Proposed<br>FY 20-21 | Adopted<br>FY 20-21 |
|-----------|--|--------------------|---------------------|----------------------|---------------------|
| 51101     | Executive Salaries                               | \$ 0               | \$ 0                | \$ 0                 | 0                   |
| 51201     | Regular Salaries & Wages                         | 0                  | 0                   | 0                    | 0                   |
| 51301     | Other Salaries & Wages                           | 0                  | 0                   | 0                    | 0                   |
| 51401     | Overtime   | 0                  | 0                   | 0                    | 0                   |
| 51501     | Special pay                                      | 0                  | 0                   | 0                    | 0                   |
| 52101     | FICA Taxes                                       | 0                  | 0                   | 0                    | 0                   |
| 52201     | Retirement Contributions                         | 0                  | 0                   | 0                    | 0                   |
| 52301     | Life & Health Insurance                          | 0                  | 0                   | 0                    | 0                   |
| 52401     | Workers' Compensation                            | 0                  | 0                   | 0                    | 0                   |
| 52501     | Unemployment Compensation                        | 0                  | 0                   | 0                    | 0                   |
|           | PERSONNEL COSTS                                  | <u>0</u>           | <u>0</u>            | <u>0</u>             | <u>0</u>            |
| 53101     | Professional Services                            | 0                  | 0                   | 0                    | 0                   |
| 53201     | Accounting & Auditing                            | 0                  | 0                   | 0                    | 0                   |
| 53301     | Court Reporter Services                          | 0                  | 0                   | 0                    | 0                   |
| 53401     | Other Contractual Services                       | 0                  | 0                   | 0                    | 0                   |
| 53501     | Investigations                                   | 0                  | 0                   | 0                    | 0                   |
| 53601     | Pension Benefits                                 | 0                  | 0                   | 0                    | 0                   |
| 54001     | Travel & Per Diem                                | 0                  | 0                   | 0                    | 0                   |
| 54101     | Communications                                   | 293                | 0                   | 300                  | 300                 |
| 54201     | Postage & Freight                                | 0                  | 0                   | 0                    | 0                   |
| 54301     | Utility Services                                 | 0                  | 0                   | 0                    | 0                   |
| 54401     | Rentals & Leases                                 | 1,496              | 0                   | 1,500                | 1,500               |
| 54501     | Insurance  | 0                  | 0                   | 0                    | 0                   |
| 54601     | Repair & Maintenance Services                    | 0                  | 0                   | 0                    | 0                   |
| 54701     | Printing & Binding                               | 0                  | 0                   | 0                    | 0                   |
| 54801     | Promotional Activities                           | 1,947              | 0                   | 0                    | 0                   |
| 54901     | Other Current Charges & Obligations              | 81                 | 0                   | 0                    | 0                   |
| 54931     | Host Ordinance Items                             | 517                | 0                   | 0                    | 0                   |
| 55101     | Office Supplies                                  | 0                  | 0                   | 2,000                | 2,000               |
| 55201     | Operating Supplies                               | 2,754              | 5,225               | 1,900                | 1,900               |
| 55301     | Road Materials & Supplies                        | 0                  | 0                   | 0                    | 0                   |
| 55401     | Books, Publications, Subscriptions & Memberships | 0                  | 0                   | 0                    | 0                   |
| 55501     | Training & Registrations                         | 0                  | 0                   | 0                    | 0                   |
| 55801     | Bad Debts  | 0                  | 0                   | 0                    | 0                   |
| 55901     | Depreciation                                     | 0                  | 0                   | 0                    | 0                   |
|           | OPERATING COSTS                                  | <u>7,088</u>       | <u>5,225</u>        | <u>5,700</u>         | <u>5,700</u>        |
| 56101     | Land   | 0                  | 0                   | 0                    | 0                   |
| 56201     | Buildings  | 0                  | 0                   | 0                    | 0                   |
| 56301     | Improvements Other Than Buildings                | 0                  | 0                   | 0                    | 0                   |
| 56401     | Machinery & Equipment                            | 0                  | 0                   | 0                    | 0                   |
| 56501     | Construction in Progress                         | 0                  | 0                   | 0                    | 0                   |
| 56601     | Books, Publications & Library Materials          | 0                  | 0                   | 0                    | 0                   |
|           | CAPITAL OUTLAY                                   | <u>0</u>           | <u>0</u>            | <u>0</u>             | <u>0</u>            |
| 57101     | Principal  | 0                  | 0                   | 0                    | 0                   |
| 57201     | Interest   | 0                  | 0                   | 0                    | 0                   |
| 57301     | Other Debt Service Costs                         | 0                  | 0                   | 0                    | 0                   |
|           | DEBT SERVICE                                     | <u>0</u>           | <u>0</u>            | <u>0</u>             | <u>0</u>            |
| 58101     | Aids to Governmental Agencies                    | 0                  | 0                   | 0                    | 0                   |
| 58201     | Aids to Private Organizations                    | 0                  | 0                   | 0                    | 0                   |
| 58301     | Other Grants and Aids                            | 0                  | 0                   | 0                    | 0                   |
|           | GRANTS AND AIDS                                  | <u>0</u>           | <u>0</u>            | <u>0</u>             | <u>0</u>            |
| 59101     | Transfers  | 0                  | 0                   | 0                    | 0                   |
| 59801     | Reserves   | 0                  | 0                   | 0                    | 0                   |
|           | NON-OPERATING COSTS                              | <u>0</u>           | <u>0</u>            | <u>0</u>             | <u>0</u>            |
|           | TOTAL BUDGET                                     | <u>\$ 7,088</u>    | <u>\$ 5,225</u>     | <u>\$ 5,700</u>      | <u>\$ 5,700</u>     |
| RESOURCES |  |                    |                     |                      |                     |
|           | Community Center Rentals                         | \$ 7,088           | \$ 5,225            | \$ 5,700             | 5,700               |
|           | TOTAL REVENUES                                   | <u>\$ 7,088</u>    | <u>\$ 5,225</u>     | <u>\$ 5,700</u>      | <u>\$ 5,700</u>     |

FUND: 120 - S.H.I.P.  
 FUNCTION: Economic Environment  
 ACTIVITY: Finance and Administration

DEPARTMENT: Neighborhood and Human Services  
 DIVISION: Neighborhood Enterprise  
 COST CENTER: SHIP Grant Administration

| Account   | Title  | Actual<br>FY 18-19  | Adopted<br>FY 19-20 | Proposed<br>FY 20-21 | Adopted<br>FY 20-21 |
|-----------|--|---------------------|---------------------|----------------------|---------------------|
| 51101     | Executive Salaries                               | \$ 0                | \$ 0                | \$ 0                 | \$ 0                |
| 51201     | Regular Salaries & Wages                         | 16,593              | 80,544              | 74,979               | 15,994              |
| 51301     | Other Salaries & Wages                           | 0                   | 0                   | 0                    | 0                   |
| 51401     | Overtime   | 0                   | 0                   | 0                    | 0                   |
| 51501     | Special pay                                      | 0                   | 600                 | 480                  | 120                 |
| 52101     | FICA Taxes                                       | 1,506               | 6,208               | 5,772                | 1,231               |
| 52201     | Retirement Contributions                         | 1,378               | 6,874               | 7,546                | 1,610               |
| 52301     | Life & Health Insurance                          | 2,645               | 17,500              | 17,000               | 3,500               |
| 52401     | Workers' Compensation                            | 259                 | 738                 | 741                  | 181                 |
| 52501     | Unemployment Compensation                        | 0                   | 0                   | 0                    | 0                   |
|           | PERSONNEL COSTS                                  | <u>22,381</u>       | <u>112,464</u>      | <u>106,518</u>       | <u>22,636</u>       |
| 53101     | Professional Services                            | 0                   | 0                   | 0                    | 0                   |
| 53201     | Accounting & Auditing                            | 0                   | 0                   | 0                    | 0                   |
| 53301     | Court Reporter Services                          | 0                   | 0                   | 0                    | 0                   |
| 53401     | Other Contractual Services                       | 81,015              | 38,000              | 174,675              | 10,000              |
| 53501     | Investigations                                   | 0                   | 0                   | 0                    | 0                   |
| 53601     | Pension Benefits                                 | 0                   | 0                   | 0                    | 0                   |
| 54001     | Travel & Per Diem                                | 0                   | 1,308               | 2,200                | 700                 |
| 54101     | Communications                                   | 0                   | 0                   | 960                  | 960                 |
| 54201     | Postage & Freight                                | 73                  | 40                  | 126                  | 136                 |
| 54301     | Utility Services                                 | 0                   | 0                   | 0                    | 0                   |
| 54401     | Rentals & Leases                                 | 0                   | 0                   | 0                    | 0                   |
| 54501     | Insurance  | 276                 | 500                 | 368                  | 368                 |
| 54601     | Repair & Maintenance Services                    | 315                 | 70                  | 0                    | 0                   |
| 54701     | Printing & Binding                               | 191                 | 71                  | 0                    | 0                   |
| 54801     | Promotional Activities                           | 677                 | 1,620               | 1,200                | 550                 |
| 54901     | Other Current Charges & Obligations              | 3,368               | 4,112               | 51,778               | 1,878               |
| 55101     | Office Supplies                                  | 813                 | 252                 | 823                  | 671                 |
| 55201     | Operating Supplies                               | 963                 | 0                   | 0                    | 1,500               |
| 55204     | Fuel   | 446                 | 480                 | 640                  | 640                 |
| 55401     | Books, Publications, Subscriptions & Memberships | 875                 | 200                 | 1,025                | 1,025               |
| 55501     | Training & Registrations                         | 0                   | 1,035               | 1,083                | 0                   |
| 55801     | Bad Debts  | 0                   | 0                   | 0                    | 0                   |
| 55901     | Depreciation                                     | 0                   | 0                   | 0                    | 0                   |
|           | OPERATING COSTS                                  | <u>89,011</u>       | <u>47,688</u>       | <u>234,878</u>       | <u>18,428</u>       |
| 56101     | Land   | 0                   | 0                   | 0                    | 0                   |
| 56201     | Buildings  | 0                   | 0                   | 0                    | 0                   |
| 56301     | Improvements Other Than Buildings                | 0                   | 0                   | 0                    | 0                   |
| 56401     | Machinery & Equipment                            | 0                   | 0                   | 0                    | 0                   |
| 56501     | Construction in Progress                         | 0                   | 0                   | 0                    | 0                   |
| 56801     | Intangible Assets                                | 0                   | 0                   | 3,500                | 0                   |
|           | CAPITAL OUTLAY                                   | <u>0</u>            | <u>0</u>            | <u>3,500</u>         | <u>0</u>            |
| 57101     | Principal  | 0                   | 0                   | 0                    | 0                   |
| 57201     | Interest   | 0                   | 0                   | 0                    | 0                   |
| 57301     | Other Debt Service Costs                         | 0                   | 0                   | 0                    | 0                   |
|           | DEBT SERVICE                                     | <u>0</u>            | <u>0</u>            | <u>0</u>             | <u>0</u>            |
| 58101     | Aids to Governmental Agencies                    | 0                   | 0                   | 0                    | 0                   |
| 58201     | Aids to Private Organizations                    | 0                   | 0                   | 60,000               | 0                   |
| 58301     | Other Grants and Aids                            | 1,517,590           | 4,266,120           | 4,309,762            | 1,883,604           |
|           | GRANTS AND AIDS                                  | <u>1,517,590</u>    | <u>4,266,120</u>    | <u>4,369,762</u>     | <u>1,883,604</u>    |
| 59101     | Transfers  | 0                   | 0                   | 0                    | 0                   |
| 59801     | Reserves   | 0                   | 5,000               | 0                    | 0                   |
|           | NON-OPERATING COSTS                              | <u>0</u>            | <u>5,000</u>        | <u>0</u>             | <u>0</u>            |
|           | TOTAL BUDGET                                     | <u>\$ 1,628,981</u> | <u>\$ 4,431,272</u> | <u>\$ 4,714,658</u>  | <u>\$ 1,924,668</u> |
| RESOURCES |  |                     |                     |                      |                     |
|           | S.H.I.P. Revenues                                | \$ 1,628,981        | \$ 4,431,272        | \$ 4,714,658         | \$ 1,924,668        |
|           | TOTAL REVENUES                                   | <u>\$ 1,628,981</u> | <u>\$ 4,431,272</u> | <u>\$ 4,714,658</u>  | <u>\$ 1,924,668</u> |

FUND: 129 - CDBG Entitlement Fund  
 FUNCTION: Economic Environment  
 ACTIVITY: Finance and Administration

DEPARTMENT: Neighborhood and Human Services  
 DIVISION: Neighborhood Enterprise  
 COST CENTER: CDBG 2020 Administration/Planning

| Account   | Title                               | Actual<br>FY 18-19  | Adopted<br>FY 19-20 | Proposed<br>FY 20-21 | Adopted<br>FY 20-21 |
|-----------|-------------------------------------|---------------------|---------------------|----------------------|---------------------|
| 51101     | Executive Salaries                  | \$ 0                | \$ 0                | \$ 0                 | 0                   |
| 51201     | Regular Salaries & Wages            | 215,300             | 211,525             | 202,404              | 261,389             |
| 51301     | Other Salaries & Wages              | 0                   | 0                   | 0                    | 0                   |
| 51401     | Overtime                            | 0                   | 0                   | 0                    | 0                   |
| 51501     | Special pay                         | 0                   | 1,560               | 1,560                | 1,920               |
| 52101     | FICA Taxes                          | 16,477              | 16,300              | 15,602               | 20,143              |
| 52201     | Retirement Contributions            | 17,868              | 18,047              | 20,396               | 26,330              |
| 52301     | Life & Health Insurance             | 30,492              | 46,500              | 44,000               | 57,500              |
| 52401     | Workers' Compensation               | 2,931               | 1,923               | 2,342                | 2,902               |
| 52501     | Unemployment Compensation           | 0                   | 0                   | 0                    | 0                   |
|           | PERSONNEL COSTS                     | <u>283,068</u>      | <u>295,855</u>      | <u>286,304</u>       | <u>370,184</u>      |
| 53101     | Professional Services               | 76,561              | 158,631             | 122,500              | 122,500             |
| 53201     | Accounting & Auditing               | 400                 | 0                   | 0                    | 0                   |
| 53301     | Court Reporter Services             | 0                   | 0                   | 0                    | 0                   |
| 53401     | Other Contractual Services          | 14,606              | 91,753              | 62,105               | 62,105              |
| 53501     | Investigations                      | 0                   | 0                   | 100,000              | 100,000             |
| 53601     | Pension Benefits                    | 0                   | 0                   | 0                    | 0                   |
| 54001     | Travel & Per Diem                   | 4,382               | 3,231               | 3,231                | 3,231               |
| 54101     | Communications                      | 1,639               | 1,824               | 960                  | 960                 |
| 54201     | Postage & Freight                   | 812                 | 511                 | 511                  | 511                 |
| 54301     | Utility Services                    | 0                   | 0                   | 0                    | 0                   |
| 54401     | Rentals & Leases                    | 0                   | 0                   | 0                    | 0                   |
| 54501     | Insurance                           | 276                 | 600                 | 368                  | 368                 |
| 54601     | Repair & Maintenance Services       | 3,163               | 624,069             | 431,374              | 431,374             |
| 54701     | Printing & Binding                  | 112                 | 350                 | 350                  | 350                 |
| 54801     | Promotional Activities              | 3,765               | 3,672               | 5,534                | 5,534               |
| 54901     | Other Current Charges & Obligations | 5,967               | 9,326               | 6,576                | 6,576               |
| 55101     | Office Supplies                     | 890                 | 1,200               | 200                  | 200                 |
| 55201     | Operating Supplies                  | 572                 | 370                 | 5,000                | 7,570               |
| 55204     | Fuel                                | 653                 | 960                 | 500                  | 500                 |
| 55401     | Books, Pubs, & Subs                 | 2,675               | 1,250               | 2,625                | 2,625               |
| 55501     | Training & Registrations            | 595                 | 325                 | 1,325                | 1,325               |
| 55801     | Bad Debt                            | 0                   | 0                   | 0                    | 0                   |
| 55901     | Depreciation                        | 0                   | 0                   | 0                    | 0                   |
|           | OPERATING COSTS                     | <u>117,067</u>      | <u>898,072</u>      | <u>743,159</u>       | <u>745,729</u>      |
| 56101     | Land                                | 16,709              | 250,000             | 150,000              | 150,000             |
| 56201     | Buildings                           | 67,347              | 6,000               | 0                    | 0                   |
| 56301     | Improvements Other Than Buildings   | 329,389             | 520,704             | 1,045,618            | 1,043,048           |
| 56401     | Machinery & Equipment               | 1,317               | 3,000               | 0                    | 0                   |
| 56501     | Construction in Progress            | 0                   | 0                   | 0                    | 0                   |
| 56801     | Intangible Assets                   | 0                   | 0                   | 3,500                | 3,500               |
|           | CAPITAL OUTLAY                      | <u>414,762</u>      | <u>779,704</u>      | <u>1,199,118</u>     | <u>1,196,548</u>    |
| 57101     | Principal                           | 0                   | 0                   | 0                    | 0                   |
| 57201     | Interest                            | 0                   | 0                   | 0                    | 0                   |
| 57301     | Other Debt Service Costs            | 0                   | 0                   | 0                    | 0                   |
|           | DEBT SERVICE                        | <u>0</u>            | <u>0</u>            | <u>0</u>             | <u>0</u>            |
| 58101     | Aids to Governmental Agencies       | 0                   | 33,300              | 0                    | 0                   |
| 58201     | Aids to Private Organizations       | 157,000             | 205,750             | 428,681              | 428,681             |
| 58204     | Human Relations Commission          | 2,373               | 0                   | 0                    | 0                   |
| 58301     | Other Grants and Aids               | 599,057             | 1,555,398           | 2,233,083            | 2,154,551           |
|           | GRANTS AND AIDS                     | <u>758,430</u>      | <u>1,794,448</u>    | <u>2,661,764</u>     | <u>2,583,232</u>    |
| 59101     | Transfers                           | 17,500              | 17,500              | 17,500               | 17,500              |
| 59801     | Reserves                            | 0                   | 50,000              | 106,360              | 101,012             |
|           | NON-OPERATING COSTS                 | <u>17,500</u>       | <u>67,500</u>       | <u>123,860</u>       | <u>118,512</u>      |
|           | TOTAL BUDGET                        | <u>\$ 1,590,828</u> | <u>\$ 3,835,579</u> | <u>\$ 5,014,205</u>  | <u>\$ 5,014,205</u> |
| RESOURCES |                                     |                     |                     |                      |                     |
|           | CDBG Entitlement Fund               | \$ 1,590,828        | \$ 3,835,579        | \$ 5,014,205         | \$ 5,014,205        |
|           | TOTAL REVENUES                      | <u>\$ 1,590,828</u> | <u>\$ 3,835,579</u> | <u>\$ 5,014,205</u>  | <u>\$ 5,014,205</u> |

FUND: 146 - HUD - CDBG Housing Rehab  
 FUNCTION: Economic Environment  
 ACTIVITY: Housing and Urban Development

DEPARTMENT: Neighborhood and Human Services  
 DIVISION: Neighborhood Enterprise  
 COST CENTER: 370291 - CDBG Housing Rehab Loan Repayment

| Account   | Title  | Actual<br>FY 18-19 | Adopted<br>FY 19-20 | Proposed<br>FY 20-21 | Adopted<br>FY 20-21 |
|-----------|--|--------------------|---------------------|----------------------|---------------------|
| 51101     | Executive Salaries                               | \$ 0               | \$ 0                | \$ 0                 | 0                   |
| 51201     | Regular Salaries & Wages                         | 0                  | 0                   | 0                    | 0                   |
| 51301     | Other Salaries & Wages                           | 0                  | 0                   | 0                    | 0                   |
| 51401     | Overtime   | 0                  | 0                   | 0                    | 0                   |
| 51501     | Special pay                                      | 0                  | 0                   | 0                    | 0                   |
| 52101     | FICA Taxes                                       | 0                  | 0                   | 0                    | 0                   |
| 52201     | Retirement Contributions                         | 0                  | 0                   | 0                    | 0                   |
| 52301     | Life & Health Insurance                          | 0                  | 0                   | 0                    | 0                   |
| 52401     | Workers' Compensation                            | 0                  | 0                   | 0                    | 0                   |
| 52501     | Unemployment Compensation                        | 0                  | 0                   | 0                    | 0                   |
|           | PERSONNEL COSTS                                  | <u>0</u>           | <u>0</u>            | <u>0</u>             | <u>0</u>            |
| 53101     | Professional Services                            | 0                  | 0                   | 0                    | 0                   |
| 53201     | Accounting & Auditing                            | 0                  | 0                   | 0                    | 0                   |
| 53301     | Court Reporter Services                          | 0                  | 0                   | 0                    | 0                   |
| 53401     | Other Contractual Services                       | 0                  | 0                   | 0                    | 0                   |
| 53501     | Investigations                                   | 0                  | 0                   | 0                    | 0                   |
| 53601     | Pension Benefits                                 | 0                  | 0                   | 0                    | 0                   |
| 54001     | Travel & Per Diem                                | 0                  | 0                   | 0                    | 0                   |
| 54101     | Communications                                   | 0                  | 0                   | 0                    | 0                   |
| 54201     | Postage & Freight                                | 0                  | 0                   | 0                    | 0                   |
| 54301     | Utility Services                                 | 0                  | 0                   | 0                    | 0                   |
| 54401     | Rentals & Leases                                 | 0                  | 0                   | 0                    | 0                   |
| 54501     | Insurance  | 0                  | 0                   | 0                    | 0                   |
| 54601     | Repair & Maintenance Services                    | 0                  | 0                   | 0                    | 0                   |
| 54701     | Printing & Binding                               | 0                  | 0                   | 0                    | 0                   |
| 54801     | Promotional Activities                           | 0                  | 0                   | 0                    | 0                   |
| 54901     | Other Current Charges & Obligations              | 0                  | 0                   | 0                    | 0                   |
| 55101     | Office Supplies                                  | 0                  | 0                   | 0                    | 0                   |
| 55201     | Operating Supplies                               | 0                  | 0                   | 0                    | 0                   |
| 55301     | Road Materials & Supplies                        | 0                  | 0                   | 0                    | 0                   |
| 55401     | Books, Publications, Subscriptions & Memberships | 0                  | 0                   | 0                    | 0                   |
| 55501     | Training & Registrations                         | 0                  | 0                   | 0                    | 0                   |
| 55801     | Bad Debt   | 0                  | 0                   | 0                    | 0                   |
| 55901     | Depreciation                                     | 0                  | 0                   | 0                    | 0                   |
|           | OPERATING COSTS                                  | <u>0</u>           | <u>0</u>            | <u>0</u>             | <u>0</u>            |
| 56101     | Land   | 0                  | 0                   | 0                    | 0                   |
| 56201     | Buildings  | 0                  | 0                   | 0                    | 0                   |
| 56301     | Improvements Other Than Buildings                | 0                  | 0                   | 0                    | 0                   |
| 56401     | Machinery & Equipment                            | 0                  | 0                   | 0                    | 0                   |
| 56501     | Construction in Progress                         | 0                  | 0                   | 0                    | 0                   |
| 56601     | Books, Publications & Library Materials          | 0                  | 0                   | 0                    | 0                   |
|           | CAPITAL OUTLAY                                   | <u>0</u>           | <u>0</u>            | <u>0</u>             | <u>0</u>            |
| 57101     | Principal  | 0                  | 0                   | 0                    | 0                   |
| 57201     | Interest   | 0                  | 0                   | 0                    | 0                   |
| 57301     | Other Debt Service Costs                         | 0                  | 0                   | 0                    | 0                   |
|           | DEBT SERVICE                                     | <u>0</u>           | <u>0</u>            | <u>0</u>             | <u>0</u>            |
| 58101     | Aids to Governmental Agencies                    | 0                  | 0                   | 0                    | 0                   |
| 58201     | Aids to Private Organizations                    | 0                  | 0                   | 0                    | 0                   |
| 58301     | Other Grants and Aids                            | 7,089              | 125,000             | 150,000              | 150,000             |
|           | GRANTS AND AIDS                                  | <u>7,089</u>       | <u>125,000</u>      | <u>150,000</u>       | <u>150,000</u>      |
| 59101     | Transfers  | 0                  | 0                   | 0                    | 0                   |
| 59801     | Reserves   | 0                  | 0                   | 0                    | 0                   |
|           | NON-OPERATING COSTS                              | <u>0</u>           | <u>0</u>            | <u>0</u>             | <u>0</u>            |
|           | TOTAL BUDGET                                     | <u>\$ 7,089</u>    | <u>\$ 125,000</u>   | <u>\$ 150,000</u>    | <u>\$ 150,000</u>   |
| RESOURCES |  |                    |                     |                      |                     |
|           | Grant Revenues                                   | \$ 7,089           | \$ 125,000          | \$ 150,000           | \$ 150,000          |
|           | TOTAL REVENUES                                   | <u>\$ 7,089</u>    | <u>\$ 125,000</u>   | <u>\$ 150,000</u>    | <u>\$ 150,000</u>   |

FUND: 147 - HUD - Home Fund  
 FUNCTION: Economic Environment  
 ACTIVITY: Finance & Administration

DEPARTMENT: Neighborhood and Human Services  
 DIVISION: Neighborhood Enterprise  
 COST CENTER: HUD Home Consortium

| Account   | Title                                   | Actual<br>FY 18-19 | Adopted<br>FY 19-20 | Proposed<br>FY 20-21 | Adopted<br>FY 20-21 |
|-----------|---|--------------------|---------------------|----------------------|---------------------|
| 51101     | Executive Salaries                      | \$ 0               | \$ 0                | \$ 0                 | 0                   |
| 51201     | Regular Salaries & Wages                | 35,045             | 28,548              | 42,476               | 42,476              |
| 51301     | Other Salaries & Wages                  | 0                  | 0                   | 0                    | 0                   |
| 51401     | Overtime                                | 0                  | 0                   | 0                    | 0                   |
| 51501     | Special pay                             | 0                  | 240                 | 360                  | 360                 |
| 52101     | FICA Taxes                              | 2,663              | 2,202               | 3,278                | 3,278               |
| 52201     | Retirement Contributions                | 2,907              | 2,439               | 4,284                | 4,284               |
| 52301     | Life & Health Insurance                 | 4,655              | 6,000               | 9,000                | 9,000               |
| 52401     | Workers' Compensation                   | 446                | 290                 | 534                  | 534                 |
| 52501     | Unemployment Compensation               | 0                  | 0                   | 0                    | 0                   |
|           | PERSONNEL COSTS                         | <u>45,716</u>      | <u>39,719</u>       | <u>59,932</u>        | <u>59,932</u>       |
| 53101     | Professional Services                   | 0                  | 3,500               | 3,500                | 3,500               |
| 53201     | Accounting & Auditing                   | 0                  | 0                   | 0                    | 0                   |
| 53301     | Court Reporter Services                 | 0                  | 0                   | 0                    | 0                   |
| 53401     | Other Contractual Services              | 53,974             | 55,481              | 70,026               | 70,026              |
| 53501     | Investigations                          | 0                  | 0                   | 0                    | 0                   |
| 53601     | Pension Benefits                        | 0                  | 0                   | 0                    | 0                   |
| 54001     | Travel & Per Diem                       | 0                  | 1,980               | 1,980                | 1,980               |
| 54101     | Communications                          | 0                  | 0                   | 0                    | 0                   |
| 54201     | Postage & Freight                       | 0                  | 0                   | 0                    | 0                   |
| 54301     | Utility Services                        | 0                  | 0                   | 0                    | 0                   |
| 54401     | Rentals & Leases                        | 0                  | 0                   | 0                    | 0                   |
| 54501     | Insurance                               | 0                  | 0                   | 0                    | 0                   |
| 54601     | Repair & Maintenance Services           | 0                  | 0                   | 0                    | 0                   |
| 54701     | Printing & Binding                      | 0                  | 0                   | 0                    | 0                   |
| 54801     | Promotional Activities                  | 0                  | 0                   | 0                    | 0                   |
| 54901     | Other Current Charges & Obligations     | 6,000              | 15,000              | 1,000                | 1,000               |
| 55101     | Office Supplies                         | 0                  | 0                   | 0                    | 0                   |
| 55201     | Operating Supplies                      | 0                  | 0                   | 0                    | 0                   |
| 55301     | Road Materials & Supplies               | 0                  | 0                   | 0                    | 0                   |
| 55401     | Books, Pubs, & Subs                     | 0                  | 0                   | 0                    | 0                   |
| 55501     | Training & Registrations                | 0                  | 0                   | 0                    | 0                   |
| 55801     | Bad Debt                                | 0                  | 0                   | 0                    | 0                   |
| 55901     | Depreciation                            | 0                  | 0                   | 0                    | 0                   |
|           | OPERATING COSTS                         | <u>59,974</u>      | <u>75,961</u>       | <u>76,506</u>        | <u>76,506</u>       |
| 56101     | Land                                    | 0                  | 0                   | 0                    | 0                   |
| 56201     | Buildings                               | 0                  | 0                   | 0                    | 0                   |
| 56301     | Improvements Other Than Buildings       | 0                  | 0                   | 0                    | 0                   |
| 56401     | Machinery & Equipment                   | 1,849              | 0                   | 0                    | 0                   |
| 56501     | Construction in Progress                | 0                  | 0                   | 0                    | 0                   |
| 56601     | Books, Publications & Library Materials | 0                  | 0                   | 0                    | 0                   |
|           | CAPITAL OUTLAY                          | <u>1,849</u>       | <u>0</u>            | <u>0</u>             | <u>0</u>            |
| 57101     | Principal                               | 0                  | 0                   | 0                    | 0                   |
| 57201     | Interest                                | 0                  | 0                   | 0                    | 0                   |
| 57301     | Other Debt Service Costs                | 0                  | 0                   | 0                    | 0                   |
|           | DEBT SERVICE                            | <u>0</u>           | <u>0</u>            | <u>0</u>             | <u>0</u>            |
| 58101     | Aids to Governmental Agencies           | 0                  | 0                   | 0                    | 0                   |
| 58201     | Aids to Private Organizations           | 0                  | 0                   | 0                    | 0                   |
| 58301     | Other Grants and Aids                   | 226,454            | 4,827,610           | 5,401,616            | 5,401,616           |
|           | GRANTS AND AIDS                         | <u>226,454</u>     | <u>4,827,610</u>    | <u>5,401,616</u>     | <u>5,401,616</u>    |
| 59101     | Transfers                               | 0                  | 0                   | 0                    | 0                   |
| 59801     | Reserves                                | 0                  | 13,490              | 7,576                | 7,576               |
|           | NON-OPERATING COSTS                     | <u>0</u>           | <u>13,490</u>       | <u>7,576</u>         | <u>7,576</u>        |
|           | TOTAL BUDGET                            | <u>\$ 333,993</u>  | <u>\$ 4,956,780</u> | <u>\$ 5,545,630</u>  | <u>\$ 5,545,630</u> |
| RESOURCES |   |                    |                     |                      |                     |
|           | HUD HOME Fund Revenues                  | \$ 333,993         | \$ 4,956,780        | \$ 5,545,630         | \$ 5,545,630        |
|           | TOTAL REVENUES                          | <u>\$ 333,993</u>  | <u>\$ 4,956,780</u> | <u>\$ 5,545,630</u>  | <u>\$ 5,545,630</u> |



FUND: 110 - Grants and Projects  
 FUNCTION: Economic Environment  
 ACTIVITY: Finance and Administration

DEPARTMENT: Neighborhood and Human Services  
 DIVISION: Neighborhood Enterprise  
 COST CENTER: 370293 - HUD Emergency Solutions Grant

| Account   | Title  | Actual<br>FY 18-19 | Adopted<br>FY 19-20 | Proposed<br>FY 20-21 | Adopted<br>FY 20-21 |
|-----------|--|--------------------|---------------------|----------------------|---------------------|
| 51101     | Executive Salaries                               | \$ 0               | \$ 0                | \$ 0                 | 0                   |
| 51201     | Regular Salaries & Wages                         | 0                  | 0                   | 0                    | 0                   |
| 51301     | Other Salaries & Wages                           | 0                  | 0                   | 0                    | 0                   |
| 51401     | Overtime   | 0                  | 0                   | 0                    | 0                   |
| 51501     | Special pay                                      | 0                  | 0                   | 0                    | 0                   |
| 52101     | FICA Taxes                                       | 0                  | 0                   | 0                    | 0                   |
| 52201     | Retirement Contributions                         | 0                  | 0                   | 0                    | 0                   |
| 52301     | Life & Health Insurance                          | 0                  | 0                   | 0                    | 0                   |
| 52401     | Workers' Compensation                            | 0                  | 0                   | 0                    | 0                   |
| 52501     | Unemployment Compensation                        | 0                  | 0                   | 0                    | 0                   |
|           | PERSONNEL COSTS                                  | <u>0</u>           | <u>0</u>            | <u>0</u>             | <u>0</u>            |
| 53101     | Professional Services                            | 0                  | 0                   | 0                    | 0                   |
| 53201     | Accounting & Auditing                            | 0                  | 0                   | 0                    | 0                   |
| 53301     | Court Reporter Services                          | 0                  | 0                   | 0                    | 0                   |
| 53401     | Other Contractual Services                       | 0                  | 0                   | 0                    | 0                   |
| 53501     | Investigations                                   | 0                  | 0                   | 0                    | 0                   |
| 53601     | Pension Benefits                                 | 0                  | 0                   | 0                    | 0                   |
| 54001     | Travel & Per Diem                                | 0                  | 0                   | 0                    | 0                   |
| 54101     | Communications                                   | 0                  | 0                   | 0                    | 0                   |
| 54201     | Postage & Freight                                | 0                  | 0                   | 0                    | 0                   |
| 54301     | Utility Services                                 | 0                  | 0                   | 0                    | 0                   |
| 54401     | Rentals & Leases                                 | 0                  | 0                   | 0                    | 0                   |
| 54501     | Insurance  | 0                  | 0                   | 0                    | 0                   |
| 54601     | Repair & Maintenance Services                    | 0                  | 0                   | 0                    | 0                   |
| 54701     | Printing & Binding                               | 0                  | 0                   | 0                    | 0                   |
| 54801     | Promotional Activities                           | 0                  | 0                   | 0                    | 0                   |
| 54901     | Other Current Charges & Obligations              | 0                  | 0                   | 0                    | 0                   |
| 55101     | Office Supplies                                  | 0                  | 0                   | 0                    | 0                   |
| 55201     | Operating Supplies                               | 0                  | 0                   | 0                    | 0                   |
| 55301     | Road Materials & Supplies                        | 0                  | 0                   | 0                    | 0                   |
| 55401     | Books, Publications, Subscriptions & Memberships | 0                  | 0                   | 0                    | 0                   |
| 55501     | Training & Registrations                         | 0                  | 0                   | 0                    | 0                   |
| 55801     | Bad Debt   | 0                  | 0                   | 0                    | 0                   |
| 55901     | Depreciation                                     | 0                  | 0                   | 0                    | 0                   |
|           | OPERATING COSTS                                  | <u>0</u>           | <u>0</u>            | <u>0</u>             | <u>0</u>            |
| 56101     | Land   | 0                  | 0                   | 0                    | 0                   |
| 56201     | Buildings  | 0                  | 0                   | 0                    | 0                   |
| 56301     | Improvements Other Than Buildings                | 0                  | 0                   | 0                    | 0                   |
| 56401     | Machinery & Equipment                            | 0                  | 0                   | 0                    | 0                   |
| 56501     | Construction in Progress                         | 0                  | 0                   | 0                    | 0                   |
| 56601     | Books, Publications & Library Materials          | 0                  | 0                   | 0                    | 0                   |
|           | CAPITAL OUTLAY                                   | <u>0</u>           | <u>0</u>            | <u>0</u>             | <u>0</u>            |
| 57101     | Principal  | 0                  | 0                   | 0                    | 0                   |
| 57201     | Interest   | 0                  | 0                   | 0                    | 0                   |
| 57301     | Other Debt Service Costs                         | 0                  | 0                   | 0                    | 0                   |
|           | DEBT SERVICE                                     | <u>0</u>           | <u>0</u>            | <u>0</u>             | <u>0</u>            |
| 58101     | Aids to Governmental Agencies                    | 0                  | 0                   | 0                    | 0                   |
| 58201     | Aids to Private Organizations                    | 0                  | 98,219              | 15,000               | 15,000              |
| 58301     | Other Grants and Aids                            | 0                  | 0                   | 0                    | 0                   |
|           | GRANTS AND AIDS                                  | <u>0</u>           | <u>98,219</u>       | <u>15,000</u>        | <u>15,000</u>       |
| 59101     | Transfers  | 0                  | 0                   | 0                    | 0                   |
| 59801     | Reserves   | 0                  | 0                   | 0                    | 0                   |
|           | NON-OPERATING COSTS                              | <u>0</u>           | <u>0</u>            | <u>0</u>             | <u>0</u>            |
|           | TOTAL BUDGET                                     | <u>\$ 0</u>        | <u>\$ 98,219</u>    | <u>\$ 15,000</u>     | <u>\$ 15,000</u>    |
| RESOURCES |  |                    |                     |                      |                     |
|           | Grant Revenues                                   | \$ 0               | \$ 98,219           | \$ 15,000            | 15,000              |
|           | TOTAL REVENUES                                   | <u>\$ 0</u>        | <u>\$ 98,219</u>    | <u>\$ 15,000</u>     | <u>\$ 15,000</u>    |

FUND: 124 - Affordable Housing  
 FUNCTION: Economic Environment  
 ACTIVITY: Housing and Urban Development

DEPARTMENT: Neighborhood and Human Services  
 DIVISION: Neighborhood Enterprise  
 COST CENTER: 370290 - Escambia Affordable Housing

| Account   | Title  | Actual<br>FY 18-19 | Adopted<br>FY 19-20 | Proposed<br>FY 20-21 | Adopted<br>FY 20-21 |
|-----------|--|--------------------|---------------------|----------------------|---------------------|
| 51101     | Executive Salaries                               | \$ 0               | \$ 0                | \$ 0                 | 0                   |
| 51201     | Regular Salaries & Wages                         | 0                  | 0                   | 0                    | 0                   |
| 51301     | Other Salaries & Wages                           | 0                  | 0                   | 0                    | 0                   |
| 51401     | Overtime   | 0                  | 0                   | 0                    | 0                   |
| 51501     | Special pay                                      | 0                  | 0                   | 0                    | 0                   |
| 52101     | FICA Taxes                                       | 0                  | 0                   | 0                    | 0                   |
| 52201     | Retirement Contributions                         | 0                  | 0                   | 0                    | 0                   |
| 52301     | Life & Health Insurance                          | 0                  | 0                   | 0                    | 0                   |
| 52401     | Workers' Compensation                            | 0                  | 0                   | 0                    | 0                   |
| 52501     | Unemployment Compensation                        | 0                  | 0                   | 0                    | 0                   |
|           | PERSONNEL COSTS                                  | <u>0</u>           | <u>0</u>            | <u>0</u>             | <u>0</u>            |
| 53101     | Professional Services                            | 0                  | 10,000              | 10,000               | 10,000              |
| 53201     | Accounting & Auditing                            | 0                  | 0                   | 0                    | 0                   |
| 53301     | Court Reporter Services                          | 0                  | 0                   | 0                    | 0                   |
| 53401     | Other Contractual Services                       | (2,053)            | 25,000              | 15,000               | 15,000              |
| 53501     | Investigations                                   | 0                  | 0                   | 0                    | 0                   |
| 53601     | Pension Benefits                                 | 0                  | 0                   | 0                    | 0                   |
| 54001     | Travel & Per Diem                                | 0                  | 0                   | 0                    | 0                   |
| 54101     | Communications                                   | 0                  | 0                   | 0                    | 0                   |
| 54201     | Postage & Freight                                | 0                  | 0                   | 0                    | 0                   |
| 54301     | Utility Services                                 | 0                  | 0                   | 0                    | 0                   |
| 54401     | Rentals & Leases                                 | 0                  | 0                   | 0                    | 0                   |
| 54501     | Insurance  | 0                  | 0                   | 0                    | 0                   |
| 54601     | Repair & Maintenance Services                    | 0                  | 0                   | 0                    | 0                   |
| 54701     | Printing & Binding                               | 0                  | 0                   | 0                    | 0                   |
| 54801     | Promotional Activities                           | 0                  | 0                   | 0                    | 0                   |
| 54901     | Other Current Charges & Obligations              | 1,500              | 4,100               | 5,040                | 5,040               |
| 55101     | Office Supplies                                  | 0                  | 0                   | 0                    | 0                   |
| 55201     | Operating Supplies                               | 0                  | 0                   | 0                    | 0                   |
| 55301     | Road Materials & Supplies                        | 0                  | 0                   | 0                    | 0                   |
| 55401     | Books, Publications, Subscriptions & Memberships | 0                  | 0                   | 0                    | 0                   |
| 55501     | Training & Registrations                         | 0                  | 0                   | 0                    | 0                   |
| 55801     | Bad Debts  | 0                  | 0                   | 0                    | 0                   |
| 55901     | Depreciation                                     | 0                  | 0                   | 0                    | 0                   |
|           | OPERATING COSTS                                  | <u>(553)</u>       | <u>39,100</u>       | <u>30,040</u>        | <u>30,040</u>       |
| 56101     | Land   | 0                  | 0                   | 0                    | 0                   |
| 56201     | Buildings  | 0                  | 0                   | 0                    | 0                   |
| 56301     | Improvements Other Than Buildings                | 0                  | 400,000             | 250,000              | 250,000             |
| 56401     | Machinery & Equipment                            | 0                  | 0                   | 0                    | 0                   |
| 56501     | Construction in Progress                         | 0                  | 0                   | 0                    | 0                   |
| 56601     | Books, Publications & Library Materials          | 0                  | 0                   | 0                    | 0                   |
|           | CAPITAL OUTLAY                                   | <u>0</u>           | <u>400,000</u>      | <u>250,000</u>       | <u>250,000</u>      |
| 57101     | Principal  | 0                  | 0                   | 0                    | 0                   |
| 57201     | Interest   | 0                  | 0                   | 0                    | 0                   |
| 57301     | Other Debt Service Costs                         | 0                  | 0                   | 0                    | 0                   |
|           | DEBT SERVICE                                     | <u>0</u>           | <u>0</u>            | <u>0</u>             | <u>0</u>            |
| 58101     | Aids to Governmental Agencies                    | 0                  | 0                   | 0                    | 0                   |
| 58201     | Aids to Private Organizations                    | 0                  | 38,000              | 5,000                | 5,000               |
| 58301     | Other Grants and Aids                            | 21,173             | 178,094             | 172,140              | 172,140             |
|           | GRANTS AND AIDS                                  | <u>21,173</u>      | <u>216,094</u>      | <u>177,140</u>       | <u>177,140</u>      |
| 59101     | Transfers  | 0                  | 0                   | 0                    | 0                   |
| 59801     | Reserves   | 0                  | 1,000,000           | 1,000,000            | 1,000,000           |
|           | NON-OPERATING COSTS                              | <u>0</u>           | <u>1,000,000</u>    | <u>1,000,000</u>     | <u>1,000,000</u>    |
|           | TOTAL BUDGET                                     | <u>\$ 20,621</u>   | <u>\$ 1,655,194</u> | <u>\$ 1,457,180</u>  | <u>\$ 1,457,180</u> |
| RESOURCES |  |                    |                     |                      |                     |
|           | Affordable Housing Revenues                      | \$ 20,621          | \$ 1,655,194        | \$ 1,457,180         | \$ 1,457,180        |
|           | TOTAL REVENUES                                   | <u>\$ 20,621</u>   | <u>\$ 1,655,194</u> | <u>\$ 1,457,180</u>  | <u>\$ 1,457,180</u> |

FUND: 151 - CRA - Expendable Trust  
 FUNCTION: General Government  
 ACTIVITY: Other General Government Services

DEPARTMENT: Neighborhood and Human Services  
 DIVISION: Community Redevelopment  
 COST CENTER: 370110 - Administration

| Account   | Title                                   | Actual<br>FY 18-19 | Adopted<br>FY 19-20 | Proposed<br>FY 20-21 | Adopted<br>FY 20-21 |
|-----------|---|--------------------|---------------------|----------------------|---------------------|
| 51101     | Executive Salaries                      | \$ 0               | \$ 0                | \$ 0                 | 0                   |
| 51201     | Regular Salaries & Wages                | 325,467            | 359,705             | 359,721              | 359,721             |
| 51301     | Other Salaries & Wages                  | 0                  | 0                   | 0                    | 0                   |
| 51401     | Overtime                                | 0                  | 0                   | 0                    | 0                   |
| 51501     | Special pay                             | 0                  | 0                   | 0                    | 0                   |
| 52101     | FICA Taxes                              | 24,802             | 27,516              | 27,518               | 27,518              |
| 52201     | Retirement Contributions                | 27,064             | 30,466              | 35,972               | 35,972              |
| 52301     | Life & Health Insurance                 | 71,983             | 64,000              | 64,000               | 64,000              |
| 52401     | Workers' Compensation                   | 1,682              | 1,350               | 1,421                | 1,421               |
| 52501     | Unemployment Compensation               | 0                  | 0                   | 0                    | 0                   |
|           | PERSONNEL COSTS                         | <u>450,997</u>     | <u>483,037</u>      | <u>488,632</u>       | <u>488,632</u>      |
| 53101     | Professional Services                   | 0                  | 0                   | 0                    | 0                   |
| 53201     | Accounting & Auditing                   | 0                  | 0                   | 7,500                | 7,500               |
| 53301     | Court Reporter Services                 | 0                  | 0                   | 0                    | 0                   |
| 53401     | Other Contractual Services              | 0                  | 0                   | 0                    | 0                   |
| 53501     | Investigations                          | 0                  | 0                   | 0                    | 0                   |
| 53601     | Pension Benefits                        | 0                  | 0                   | 0                    | 0                   |
| 54001     | Travel & Per Diem                       | 435                | 2,200               | 3,314                | 3,314               |
| 54101     | Communications                          | 3,040              | 3,200               | 3,200                | 3,200               |
| 54201     | Postage & Freight                       | 166                | 600                 | 600                  | 600                 |
| 54301     | Utility Services                        | 0                  | 0                   | 0                    | 0                   |
| 54401     | Rentals & Leases                        | 209                | 3,400               | 3,396                | 3,396               |
| 54501     | Insurance                               | 1,030              | 1,119               | 1,373                | 1,373               |
| 54601     | Repair & Maintenance Services           | 2,856              | 1,100               | 1,120                | 1,120               |
| 54701     | Printing & Binding                      | 165                | 500                 | 492                  | 492                 |
| 54801     | Promotional Activities                  | 0                  | 750                 | 750                  | 750                 |
| 54901     | Other Current Charges & Obligations     | 175                | 1,000               | 1,000                | 1,000               |
| 54905     | Legal Advertising                       | 0                  | 0                   | 0                    | 0                   |
| 54931     | Host Ordinance Items                    | 0                  | 0                   | 0                    | 0                   |
| 55101     | Office Supplies                         | 1,621              | 2,750               | 3,000                | 3,000               |
| 55201     | Operating Supplies                      | 108                | 3,000               | 0                    | 0                   |
| 55204     | Fuel                                    | 692                | 1,000               | 1,080                | 1,080               |
| 55401     | Books, Pubs, & Subs                     | 1,513              | 3,000               | 3,000                | 3,000               |
| 55501     | Training & Registrations                | 755                | 2,021               | 3,315                | 3,315               |
| 55801     | Bad Debt                                | 0                  | 0                   | 0                    | 0                   |
| 55901     | Depreciation                            | 0                  | 0                   | 0                    | 0                   |
|           | OPERATING COSTS                         | <u>12,766</u>      | <u>25,640</u>       | <u>33,140</u>        | <u>33,140</u>       |
| 56101     | Land                                    | 0                  | 0                   | 0                    | 0                   |
| 56201     | Buildings                               | 0                  | 0                   | 0                    | 0                   |
| 56301     | Improvements Other Than Buildings       | 0                  | 0                   | 0                    | 0                   |
| 56401     | Machinery & Equipment                   | 1,507              | 0                   | 0                    | 0                   |
| 56501     | Construction in Progress                | 0                  | 0                   | 0                    | 0                   |
| 56601     | Books, Publications & Library Materials | 0                  | 0                   | 0                    | 0                   |
|           | CAPITAL OUTLAY                          | <u>1,507</u>       | <u>0</u>            | <u>0</u>             | <u>0</u>            |
| 57101     | Principal                               | 0                  | 0                   | 0                    | 0                   |
| 57201     | Interest                                | 0                  | 0                   | 0                    | 0                   |
| 57301     | Other Debt Service Costs                | 0                  | 0                   | 0                    | 0                   |
|           | DEBT SERVICE                            | <u>0</u>           | <u>0</u>            | <u>0</u>             | <u>0</u>            |
| 58101     | Aids to Governmental Agencies           | 0                  | 0                   | 0                    | 0                   |
| 58201     | Aids to Private Organizations           | 0                  | 0                   | 0                    | 0                   |
| 58301     | Other Grants and Aids                   | 0                  | 0                   | 0                    | 0                   |
|           | GRANTS AND AIDS                         | <u>0</u>           | <u>0</u>            | <u>0</u>             | <u>0</u>            |
| 59101     | Transfers                               | 0                  | 0                   | 0                    | 0                   |
| 59801     | Reserves                                | 0                  | 0                   | 0                    | 0                   |
|           | NON-OPERATING COSTS                     | <u>0</u>           | <u>0</u>            | <u>0</u>             | <u>0</u>            |
|           | TOTAL BUDGET                            | <u>\$ 465,270</u>  | <u>\$ 508,677</u>   | <u>\$ 521,772</u>    | <u>\$ 521,772</u>   |
| RESOURCES |   |                    |                     |                      |                     |
|           | General Fund Revenues                   | \$ 0               | \$ 0                | \$ 0                 | 0                   |
|           | CRA - Expendable Trust                  | 447,770            | 491,177             | 504,272              | 504,272             |
|           | CDBG Funds                              | 17,500             | 17,500              | 17,500               | 17,500              |
|           | TOTAL REVENUES                          | <u>\$ 465,270</u>  | <u>\$ 508,677</u>   | <u>\$ 521,772</u>    | <u>\$ 521,772</u>   |

FUND: 151 - CRA - Expendable Trust  
 FUNCTION: CRA - Expendable Trust  
 ACTIVITY: CRA - Expendable Trust

DEPARTMENT: Neighborhood and Human Services  
 DIVISION: Community Redevelopment  
 COST CENTER: 370113 - CRA Brownsville

| Account   | Title                                   | Actual<br>FY 18-19 | Adopted<br>FY 19-20 | Proposed<br>FY 20-21 | Adopted<br>FY 20-21 |
|-----------|---|--------------------|---------------------|----------------------|---------------------|
| 51101     | Executive Salaries                      | \$ 0               | \$ 0                | \$ 0                 | \$ 0                |
| 51201     | Regular Salaries & Wages                | 0                  | 0                   | 0                    | 0                   |
| 51301     | Other Salaries & Wages                  | 0                  | 0                   | 0                    | 0                   |
| 51401     | Overtime                                | 0                  | 0                   | 0                    | 0                   |
| 51501     | Special pay                             | 0                  | 0                   | 0                    | 0                   |
| 52101     | FICA Taxes                              | 0                  | 0                   | 0                    | 0                   |
| 52201     | Retirement Contributions                | 0                  | 0                   | 0                    | 0                   |
| 52301     | Life & Health Insurance                 | 0                  | 0                   | 0                    | 0                   |
| 52401     | Workers' Compensation                   | 0                  | 0                   | 0                    | 0                   |
| 52501     | Unemployment Compensation               | 0                  | 0                   | 0                    | 0                   |
|           | PERSONNEL COSTS                         | <u>0</u>           | <u>0</u>            | <u>0</u>             | <u>0</u>            |
| 53101     | Professional Services                   | 925                | 0                   | 12,262               | 12,262              |
| 53201     | Accounting & Auditing                   | 0                  | 0                   | 0                    | 0                   |
| 53301     | Court Reporter Services                 | 0                  | 0                   | 0                    | 0                   |
| 53401     | Other Contractual Services              | 3,540              | 50,000              | 112,000              | 112,000             |
| 53501     | Investigations                          | 0                  | 0                   | 0                    | 0                   |
| 53601     | Pension Benefits                        | 0                  | 0                   | 0                    | 0                   |
| 54001     | Travel & Per Diem                       | 0                  | 0                   | 0                    | 0                   |
| 54101     | Communications                          | 0                  | 0                   | 0                    | 0                   |
| 54201     | Postage & Freight                       | 15                 | 500                 | 0                    | 0                   |
| 54301     | Utility Services                        | 84,950             | 193,394             | 119,003              | 119,003             |
| 54401     | Rentals & Leases                        | 0                  | 0                   | 0                    | 0                   |
| 54501     | Insurance                               | 0                  | 0                   | 0                    | 0                   |
| 54601     | Repair & Maintenance Services           | 5,678              | 7,500               | 10,569               | 10,569              |
| 54701     | Printing & Binding                      | 0                  | 500                 | 1,000                | 1,000               |
| 54801     | Promotional Activities                  | 7,809              | 15,000              | 10,000               | 10,000              |
| 54901     | Other Current Charges & Obligations     | 17,349             | 21,162              | 21,266               | 21,266              |
| 54931     | Host Ordinance Items                    | 0                  | 0                   | 0                    | 0                   |
| 55101     | Office Supplies                         | 0                  | 0                   | 0                    | 0                   |
| 55201     | Operating Supplies                      | 0                  | 500                 | 0                    | 0                   |
| 55301     | Road Materials & Supplies               | 0                  | 0                   | 0                    | 0                   |
| 55501     | Training & Registrations                | 0                  | 0                   | 0                    | 0                   |
| 55401     | Books, Pubs, & Subs                     | 0                  | 0                   | 0                    | 0                   |
| 55801     | Bad Debt                                | 0                  | 0                   | 3,315                | 3,315               |
| 55901     | Depreciation                            | 0                  | 0                   | 0                    | 0                   |
|           | OPERATING COSTS                         | <u>120,265</u>     | <u>288,556</u>      | <u>289,415</u>       | <u>289,415</u>      |
| 56101     | Land                                    | 3,924              | 0                   | 0                    | 0                   |
| 56201     | Buildings                               | 0                  | 0                   | 0                    | 0                   |
| 56301     | Improvements Other Than Buildings       | 119,928            | 100,000             | 100,000              | 100,000             |
| 56401     | Machinery & Equipment                   | 0                  | 0                   | 0                    | 0                   |
| 56501     | Construction in Progress                | 0                  | 0                   | 0                    | 0                   |
| 56601     | Books, Publications & Library Materials | 0                  | 0                   | 0                    | 0                   |
|           | CAPITAL OUTLAY                          | <u>123,852</u>     | <u>100,000</u>      | <u>100,000</u>       | <u>100,000</u>      |
| 57101     | Principal                               | 0                  | 0                   | 0                    | 0                   |
| 57201     | Interest                                | 0                  | 0                   | 0                    | 0                   |
| 57301     | Other Debt Service Costs                | 0                  | 0                   | 0                    | 0                   |
|           | DEBT SERVICE                            | <u>0</u>           | <u>0</u>            | <u>0</u>             | <u>0</u>            |
| 58101     | Aids to Governmental Agencies           | 0                  | 0                   | 0                    | 0                   |
| 58201     | Aids to Private Organizations           | 0                  | 0                   | 0                    | 0                   |
| 58301     | Other Grants and Aids                   | 5,357              | 20,000              | 40,000               | 40,000              |
|           | GRANTS AND AIDS                         | <u>5,357</u>       | <u>20,000</u>       | <u>40,000</u>        | <u>40,000</u>       |
| 59101     | Transfers                               | 0                  | 0                   | 0                    | 0                   |
| 59801     | Reserves                                | 0                  | 0                   | 0                    | 0                   |
|           | NON-OPERATING COSTS                     | <u>0</u>           | <u>0</u>            | <u>0</u>             | <u>0</u>            |
|           | TOTAL BUDGET                            | <u>\$ 249,474</u>  | <u>\$ 408,556</u>   | <u>\$ 429,415</u>    | <u>\$ 429,415</u>   |
| RESOURCES |   |                    |                     |                      |                     |
|           | CRA - Expendable Trust                  | \$ 249,474         | \$ 373,930          | \$ 405,361           | \$ 404,953          |
|           | Fund Balance                            | 0                  | 34,626              | 24,054               | 24,462              |
|           | TOTAL REVENUES                          | <u>\$ 249,474</u>  | <u>\$ 408,556</u>   | <u>\$ 429,415</u>    | <u>\$ 429,415</u>   |

FUND: 151 - CRA - Expendable Trust  
 FUNCTION: CRA - Expendable Trust  
 ACTIVITY: CRA - Expendable Trust

DEPARTMENT: Neighborhood and Human Services  
 DIVISION: Community Redevelopment  
 COST CENTER: 370114 - CRA Warrington

| Account   | Title                                   | Actual<br>FY 18-19 | Adopted<br>FY 19-20 | Proposed<br>FY 20-21 | Adopted<br>FY 20-21 |
|-----------|---|--------------------|---------------------|----------------------|---------------------|
| 51101     | Executive Salaries                      | \$ 0               | \$ 0                | \$ 0                 | \$ 0                |
| 51201     | Regular Salaries & Wages                | 0                  | 0                   | 0                    | 0                   |
| 51301     | Other Salaries & Wages                  | 0                  | 0                   | 0                    | 0                   |
| 51401     | Overtime                                | 0                  | 0                   | 0                    | 0                   |
| 51501     | Special pay                             | 0                  | 0                   | 0                    | 0                   |
| 52101     | FICA Taxes                              | 0                  | 0                   | 0                    | 0                   |
| 52201     | Retirement Contributions                | 0                  | 0                   | 0                    | 0                   |
| 52301     | Life & Health Insurance                 | 0                  | 0                   | 0                    | 0                   |
| 52401     | Workers' Compensation                   | 0                  | 0                   | 0                    | 0                   |
| 52501     | Unemployment Compensation               | 0                  | 0                   | 0                    | 0                   |
|           | PERSONNEL COSTS                         | <u>0</u>           | <u>0</u>            | <u>0</u>             | <u>0</u>            |
| 53101     | Professional Services                   | 0                  | 0                   | 0                    | 0                   |
| 53201     | Accounting & Auditing                   | 0                  | 0                   | 0                    | 0                   |
| 53301     | Court Reporter Services                 | 0                  | 0                   | 0                    | 0                   |
| 53401     | Other Contractual Services              | 7,110              | 0                   | 20,000               | 20,000              |
| 53501     | Investigations                          | 0                  | 0                   | 0                    | 0                   |
| 53601     | Pension Benefits                        | 0                  | 0                   | 0                    | 0                   |
| 54001     | Travel & Per Diem                       | 0                  | 0                   | 0                    | 0                   |
| 54101     | Communications                          | 0                  | 0                   | 0                    | 0                   |
| 54201     | Postage & Freight                       | 0                  | 800                 | 800                  | 800                 |
| 54301     | Utility Services                        | 205,249            | 359,434             | 463,771              | 463,771             |
| 54401     | Rentals & Leases                        | 0                  | 5,600               | 0                    | 0                   |
| 54501     | Insurance                               | 0                  | 0                   | 0                    | 0                   |
| 54601     | Repair & Maintenance Services           | 9,376              | 15,000              | 22,564               | 22,564              |
| 54701     | Printing & Binding                      | 0                  | 780                 | 780                  | 780                 |
| 54801     | Promotional Activities                  | 0                  | 0                   | 0                    | 0                   |
| 54901     | Other Current Charges & Obligations     | 39,446             | 56,721              | 57,740               | 57,740              |
| 54931     | Host Ordinance Items                    | 0                  | 0                   | 0                    | 0                   |
| 55101     | Office Supplies                         | 0                  | 0                   | 0                    | 0                   |
| 55201     | Operating Supplies                      | 4,919              | 300                 | 5,904                | 5,904               |
| 55301     | Road Materials & Supplies               | 0                  | 0                   | 0                    | 0                   |
| 55401     | Books, Pubs, & Subs                     | 0                  | 0                   | 0                    | 0                   |
| 55501     | Training & Registrations                | 0                  | 0                   | 0                    | 0                   |
| 55801     | Bad Debt                                | 0                  | 0                   | 3,315                | 3,315               |
| 55901     | Depreciation                            | 0                  | 0                   | 0                    | 0                   |
|           | OPERATING COSTS                         | <u>266,100</u>     | <u>438,635</u>      | <u>574,874</u>       | <u>574,874</u>      |
| 56101     | Land                                    | 0                  | 0                   | 0                    | 0                   |
| 56201     | Buildings                               | 0                  | 0                   | 0                    | 0                   |
| 56301     | Improvements Other Than Buildings       | 228,430            | 390,000             | 220,000              | 220,000             |
| 56401     | Machinery & Equipment                   | 0                  | 0                   | 0                    | 0                   |
| 56501     | Construction in Progress                | 0                  | 0                   | 0                    | 0                   |
| 56601     | Books, Publications & Library Materials | 0                  | 0                   | 0                    | 0                   |
|           | CAPITAL OUTLAY                          | <u>228,430</u>     | <u>390,000</u>      | <u>220,000</u>       | <u>220,000</u>      |
| 57101     | Principal                               | 0                  | 0                   | 0                    | 0                   |
| 57201     | Interest                                | 0                  | 0                   | 0                    | 0                   |
| 57301     | Other Debt Service Costs                | 0                  | 0                   | 0                    | 0                   |
|           | DEBT SERVICE                            | <u>0</u>           | <u>0</u>            | <u>0</u>             | <u>0</u>            |
| 58101     | Aids to Governmental Agencies           | 0                  | 0                   | 0                    | 0                   |
| 58201     | Aids to Private Organizations           | 0                  | 0                   | 0                    | 0                   |
| 58301     | Other Grants and Aids                   | 115,777            | 90,735              | 190,000              | 190,000             |
|           | GRANTS AND AIDS                         | <u>115,777</u>     | <u>90,735</u>       | <u>190,000</u>       | <u>190,000</u>      |
| 59101     | Transfers                               | 0                  | 0                   | 0                    | 0                   |
| 59801     | Reserves                                | 0                  | 0                   | 0                    | 0                   |
|           | NON-OPERATING COSTS                     | <u>0</u>           | <u>0</u>            | <u>0</u>             | <u>0</u>            |
|           | TOTAL BUDGET                            | <u>\$ 610,307</u>  | <u>\$ 919,370</u>   | <u>\$ 984,874</u>    | <u>\$ 984,874</u>   |
| RESOURCES |   |                    |                     |                      |                     |
|           | CRA - Expendable Trust                  | \$ 610,307         | \$ 846,704          | \$ 954,808           | \$ 955,972          |
|           | Fund Balance                            | 0                  | 72,666              | 30,066               | 28,902              |
|           | TOTAL REVENUES                          | <u>\$ 610,307</u>  | <u>\$ 919,370</u>   | <u>\$ 984,874</u>    | <u>\$ 984,874</u>   |

FUND: 151 - CRA - Expendable Trust  
 FUNCTION: General Government  
 ACTIVITY: Other General Government Services

DEPARTMENT: Neighborhood and Human Services  
 DIVISION: Community Redevelopment  
 COST CENTER: 370115 - CRA Palafox

| Account   | Title                                   | Actual<br>FY 18-19 | Adopted<br>FY 19-20 | Proposed<br>FY 20-21 | Adopted<br>FY 20-21 |
|-----------|---|--------------------|---------------------|----------------------|---------------------|
| 51101     | Executive Salaries                      | \$ 0               | \$ 0                | \$ 0                 | \$ 0                |
| 51201     | Regular Salaries & Wages                | 0                  | 0                   | 0                    | 0                   |
| 51301     | Other Salaries & Wages                  | 0                  | 0                   | 0                    | 0                   |
| 51401     | Overtime                                | 0                  | 0                   | 0                    | 0                   |
| 51501     | Special pay                             | 0                  | 0                   | 0                    | 0                   |
| 52101     | FICA Taxes                              | 0                  | 0                   | 0                    | 0                   |
| 52201     | Retirement Contributions                | 0                  | 0                   | 0                    | 0                   |
| 52301     | Life & Health Insurance                 | 0                  | 0                   | 0                    | 0                   |
| 52401     | Workers' Compensation                   | 0                  | 0                   | 0                    | 0                   |
| 52501     | Unemployment Compensation               | 0                  | 0                   | 0                    | 0                   |
|           | PERSONNEL COSTS                         | <u>0</u>           | <u>0</u>            | <u>0</u>             | <u>0</u>            |
| 53101     | Professional Services                   | 0                  | 0                   | 9,625                | 9,625               |
| 53201     | Accounting & Auditing                   | 0                  | 0                   | 0                    | 0                   |
| 53301     | Court Reporter Services                 | 0                  | 0                   | 0                    | 0                   |
| 53401     | Other Contractual Services              | 5,815              | 75,000              | 110,000              | 110,000             |
| 53501     | Investigations                          | 0                  | 0                   | 0                    | 0                   |
| 53601     | Pension Benefits                        | 0                  | 0                   | 0                    | 0                   |
| 54001     | Travel & Per Diem                       | 0                  | 0                   | 0                    | 0                   |
| 54101     | Communications                          | 0                  | 0                   | 0                    | 0                   |
| 54201     | Postage & Freight                       | 113                | 1,000               | 1,000                | 1,000               |
| 54301     | Utility Services                        | 82,114             | 190,572             | 200,200              | 200,200             |
| 54401     | Rentals & Leases                        | 0                  | 0                   | 0                    | 0                   |
| 54501     | Insurance                               | 0                  | 0                   | 0                    | 0                   |
| 54601     | Repair & Maintenance Services           | 0                  | 0                   | 0                    | 0                   |
| 54701     | Printing & Binding                      | 0                  | 1,000               | 0                    | 0                   |
| 54801     | Promotional Activities                  | 153                | 5,000               | 5,000                | 5,000               |
| 54901     | Other Current Charges & Obligations     | 20,824             | 26,465              | 29,344               | 29,344              |
| 54931     | Host Ordinance Items                    | 0                  | 0                   | 0                    | 0                   |
| 55101     | Office Supplies                         | 0                  | 0                   | 1,000                | 1,000               |
| 55201     | Operating Supplies                      | 0                  | 0                   | 0                    | 0                   |
| 55301     | Road Materials & Supplies               | 0                  | 0                   | 0                    | 0                   |
| 55401     | Books, Pubs, & Subs                     | 0                  | 0                   | 0                    | 0                   |
| 55501     | Training & Registrations                | 0                  | 0                   | 0                    | 0                   |
| 55801     | Bad Debt                                | 0                  | 0                   | 3,315                | 3,315               |
| 55901     | Depreciation                            | 0                  | 0                   | 0                    | 0                   |
|           | OPERATING COSTS                         | <u>109,018</u>     | <u>299,037</u>      | <u>359,484</u>       | <u>359,484</u>      |
| 56101     | Land                                    | 3,230              | 22,000              | 62,084               | 62,084              |
| 56201     | Buildings                               | 0                  | 0                   | 0                    | 0                   |
| 56301     | Improvements Other Than Buildings       | 78,394             | 140,114             | 115,000              | 115,000             |
| 56401     | Machinery & Equipment                   | 0                  | 0                   | 0                    | 0                   |
| 56501     | Construction in Progress                | 0                  | 0                   | 0                    | 0                   |
| 56601     | Books, Publications & Library Materials | 0                  | 0                   | 0                    | 0                   |
|           | CAPITAL OUTLAY                          | <u>81,624</u>      | <u>162,114</u>      | <u>177,084</u>       | <u>177,084</u>      |
| 57101     | Principal                               | 0                  | 0                   | 0                    | 0                   |
| 57201     | Interest                                | 0                  | 0                   | 0                    | 0                   |
| 57301     | Other Debt Service Costs                | 0                  | 0                   | 0                    | 0                   |
|           | DEBT SERVICE                            | <u>0</u>           | <u>0</u>            | <u>0</u>             | <u>0</u>            |
| 58101     | Aids to Governmental Agencies           | 0                  | 0                   | 0                    | 0                   |
| 58201     | Aids to Private Organizations           | 0                  | 0                   | 0                    | 0                   |
| 58301     | Other Grants and Aids                   | 3,960              | 30,000              | 34,000               | 34,000              |
|           | GRANTS AND AIDS                         | <u>3,960</u>       | <u>30,000</u>       | <u>34,000</u>        | <u>34,000</u>       |
| 59101     | Transfers                               | 0                  | 0                   | 0                    | 0                   |
| 59801     | Reserves                                | 0                  | 0                   | 0                    | 0                   |
|           | NON-OPERATING COSTS                     | <u>0</u>           | <u>0</u>            | <u>0</u>             | <u>0</u>            |
|           | TOTAL BUDGET                            | <u>\$ 194,602</u>  | <u>\$ 491,151</u>   | <u>\$ 570,568</u>    | <u>\$ 570,568</u>   |
| RESOURCES |   |                    |                     |                      |                     |
|           | CRA - Expendable Trust                  | \$ 194,602         | \$ 477,599          | \$ 546,808           | \$ 546,976          |
|           | Fund Balance                            | 0                  | 13,552              | 23,760               | 23,592              |
|           | TOTAL REVENUES                          | <u>\$ 194,602</u>  | <u>\$ 491,151</u>   | <u>\$ 570,568</u>    | <u>\$ 570,568</u>   |

FUND: 151 - CRA - Expendable Trust  
 FUNCTION: CRA - Expendable Trust  
 ACTIVITY: CRA - Expendable Trust

DEPARTMENT: Neighborhood and Human Services  
 DIVISION: Community Redevelopment  
 COST CENTER: 370116 - CRA Barrancas

| Account   | Title                                   | Actual<br>FY 18-19 | Adopted<br>FY 19-20 | Proposed<br>FY 20-21 | Adopted<br>FY 20-21 |
|-----------|---|--------------------|---------------------|----------------------|---------------------|
| 51101     | Executive Salaries                      | \$ 0               | \$ 0                | \$ 0                 | \$ 0                |
| 51201     | Regular Salaries & Wages                | 0                  | 0                   | 0                    | 0                   |
| 51301     | Other Salaries & Wages                  | 0                  | 0                   | 0                    | 0                   |
| 51401     | Overtime                                | 0                  | 0                   | 0                    | 0                   |
| 51501     | Special pay                             | 0                  | 0                   | 0                    | 0                   |
| 52101     | FICA Taxes                              | 0                  | 0                   | 0                    | 0                   |
| 52201     | Retirement Contributions                | 0                  | 0                   | 0                    | 0                   |
| 52301     | Life & Health Insurance                 | 0                  | 0                   | 0                    | 0                   |
| 52401     | Workers' Compensation                   | 0                  | 0                   | 0                    | 0                   |
| 52501     | Unemployment Compensation               | 0                  | 0                   | 0                    | 0                   |
|           | PERSONNEL COSTS                         | <u>0</u>           | <u>0</u>            | <u>0</u>             | <u>0</u>            |
| 53101     | Professional Services                   | 0                  | 0                   | 0                    | 0                   |
| 53201     | Accounting & Auditing                   | 0                  | 0                   | 0                    | 0                   |
| 53301     | Court Reporter Services                 | 0                  | 0                   | 0                    | 0                   |
| 53401     | Other Contractual Services              | 4,825              | 5,000               | 5,000                | 5,000               |
| 53501     | Investigations                          | 0                  | 0                   | 0                    | 0                   |
| 53601     | Pension Benefits                        | 0                  | 0                   | 0                    | 0                   |
| 54001     | Travel & Per Diem                       | 0                  | 0                   | 0                    | 0                   |
| 54101     | Communications                          | 0                  | 0                   | 0                    | 0                   |
| 54201     | Postage & Freight                       | 21                 | 500                 | 500                  | 500                 |
| 54301     | Utility Services                        | 50,140             | 54,069              | 130,000              | 130,000             |
| 54401     | Rentals & Leases                        | 0                  | 0                   | 0                    | 0                   |
| 54501     | Insurance                               | 0                  | 0                   | 0                    | 0                   |
| 54601     | Repair & Maintenance Services           | 14,566             | 30,000              | 15,469               | 15,469              |
| 54701     | Printing & Binding                      | 0                  | 500                 | 500                  | 500                 |
| 54801     | Promotional Activities                  | 0                  | 0                   | 0                    | 0                   |
| 54901     | Other Current Charges & Obligations     | 13,121             | 19,833              | 20,143               | 20,143              |
| 54931     | Host Ordinance Items                    | 0                  | 0                   | 0                    | 0                   |
| 55101     | Office Supplies                         | 0                  | 0                   | 0                    | 0                   |
| 55201     | Operating Supplies                      | 16                 | 0                   | 0                    | 0                   |
| 55301     | Road Materials & Supplies               | 0                  | 0                   | 0                    | 0                   |
| 55401     | Books, Pubs, & Subs                     | 0                  | 0                   | 0                    | 0                   |
| 55501     | Training & Registrations                | 0                  | 0                   | 0                    | 0                   |
| 55801     | Bad Debt                                | 0                  | 0                   | 3,315                | 3,315               |
| 55901     | Depreciation                            | 0                  | 0                   | 0                    | 0                   |
|           | OPERATING COSTS                         | <u>82,689</u>      | <u>109,902</u>      | <u>174,927</u>       | <u>174,927</u>      |
| 56101     | Land                                    | 0                  | 0                   | 0                    | 0                   |
| 56201     | Buildings                               | 0                  | 0                   | 0                    | 0                   |
| 56301     | Improvements Other Than Buildings       | 198,459            | 130,384             | 72,676               | 72,676              |
| 56401     | Machinery & Equipment                   | 0                  | 0                   | 0                    | 0                   |
| 56501     | Construction in Progress                | 0                  | 0                   | 0                    | 0                   |
| 56601     | Books, Publications & Library Materials | 0                  | 0                   | 0                    | 0                   |
|           | CAPITAL OUTLAY                          | <u>198,459</u>     | <u>130,384</u>      | <u>72,676</u>        | <u>72,676</u>       |
| 57101     | Principal                               | 0                  | 0                   | 0                    | 0                   |
| 57201     | Interest                                | 0                  | 0                   | 0                    | 0                   |
| 57301     | Other Debt Service Costs                | 0                  | 0                   | 0                    | 0                   |
|           | DEBT SERVICE                            | <u>0</u>           | <u>0</u>            | <u>0</u>             | <u>0</u>            |
| 58101     | Aids to Governmental Agencies           | 0                  | 0                   | 0                    | 0                   |
| 58201     | Aids to Private Organizations           | 0                  | 0                   | 0                    | 0                   |
| 58301     | Other Grants and Aids                   | 54,916             | 60,000              | 60,000               | 60,000              |
|           | GRANTS AND AIDS                         | <u>54,916</u>      | <u>60,000</u>       | <u>60,000</u>        | <u>60,000</u>       |
| 59101     | Transfers                               | 0                  | 0                   | 0                    | 0                   |
| 59801     | Reserves                                | 0                  | 0                   | 0                    | 0                   |
|           | NON-OPERATING COSTS                     | <u>0</u>           | <u>0</u>            | <u>0</u>             | <u>0</u>            |
|           | TOTAL BUDGET                            | <u>\$ 336,063</u>  | <u>\$ 300,286</u>   | <u>\$ 307,603</u>    | <u>\$ 307,603</u>   |
| RESOURCES |   |                    |                     |                      |                     |
|           | CRA - Expendable Trust                  | \$ 336,063         | \$ 270,912          | \$ 302,864           | \$ 302,426          |
|           | Fund Balance                            | 0                  | 29,374              | 4,739                | 5,177               |
|           | TOTAL REVENUES                          | <u>\$ 336,063</u>  | <u>\$ 300,286</u>   | <u>\$ 307,603</u>    | <u>\$ 307,603</u>   |



FUND: 151 - CRA - Expendable Trust  
 FUNCTION: General Government  
 ACTIVITY: Other General Government Services

DEPARTMENT: Neighborhood and Human Services  
 DIVISION: Community Redevelopment  
 COST CENTER: 370117 - CRA Englewood

| Account   | Title                                   | Actual<br>FY 18-19 | Adopted<br>FY 19-20 | Proposed<br>FY 20-21 | Adopted<br>FY 20-21 |
|-----------|---|--------------------|---------------------|----------------------|---------------------|
| 51101     | Executive Salaries                      | \$ 0               | \$ 0                | \$ 0                 | \$ 0                |
| 51201     | Regular Salaries & Wages                | 0                  | 0                   | 0                    | 0                   |
| 51301     | Other Salaries & Wages                  | 0                  | 0                   | 0                    | 0                   |
| 51401     | Overtime                                | 0                  | 0                   | 0                    | 0                   |
| 51501     | Special pay                             | 0                  | 0                   | 0                    | 0                   |
| 52101     | FICA Taxes                              | 0                  | 0                   | 0                    | 0                   |
| 52201     | Retirement Contributions                | 0                  | 0                   | 0                    | 0                   |
| 52301     | Life & Health Insurance                 | 0                  | 0                   | 0                    | 0                   |
| 52401     | Workers' Compensation                   | 0                  | 0                   | 0                    | 0                   |
| 52501     | Unemployment Compensation               | 0                  | 0                   | 0                    | 0                   |
|           | PERSONNEL COSTS                         | <u>0</u>           | <u>0</u>            | <u>0</u>             | <u>0</u>            |
| 53101     | Professional Services                   | 0                  | 0                   | 5,219                | 5,219               |
| 53201     | Accounting & Auditing                   | 0                  | 0                   | 0                    | 0                   |
| 53301     | Court Reporter Services                 | 0                  | 0                   | 0                    | 0                   |
| 53401     | Other Contractual Services              | 0                  | 57,536              | 86,500               | 86,500              |
| 53501     | Investigations                          | 0                  | 0                   | 0                    | 0                   |
| 53601     | Pension Benefits                        | 0                  | 0                   | 0                    | 0                   |
| 54001     | Travel & Per Diem                       | 0                  | 0                   | 0                    | 0                   |
| 54101     | Communications                          | 0                  | 0                   | 0                    | 0                   |
| 54201     | Postage & Freight                       | 35                 | 1,000               | 1,000                | 1,000               |
| 54301     | Utility Services                        | 48,759             | 78,040              | 56,568               | 56,568              |
| 54401     | Rentals & Leases                        | 0                  | 0                   | 0                    | 0                   |
| 54501     | Insurance                               | 0                  | 0                   | 0                    | 0                   |
| 54601     | Repair & Maintenance Services           | 12,526             | 22,000              | 8,756                | 8,756               |
| 54701     | Printing & Binding                      | 0                  | 1,000               | 1,000                | 1,000               |
| 54801     | Promotional Activities                  | 0                  | 0                   | 0                    | 0                   |
| 54901     | Other Current Charges & Obligations     | 10,385             | 11,182              | 12,059               | 12,059              |
| 54931     | Host Ordinance Items                    | 0                  | 0                   | 0                    | 0                   |
| 55101     | Office Supplies                         | 0                  | 0                   | 0                    | 0                   |
| 55201     | Operating Supplies                      | 0                  | 0                   | 0                    | 0                   |
| 55301     | Road Materials & Supplies               | 0                  | 0                   | 0                    | 0                   |
| 55401     | Books, Pubs, & Subs                     | 0                  | 0                   | 0                    | 0                   |
| 55501     | Training & Registrations                | 0                  | 0                   | 0                    | 0                   |
| 55801     | Bad Debt                                | 0                  | 0                   | 3,315                | 3,315               |
| 55901     | Depreciation                            | 0                  | 0                   | 0                    | 0                   |
|           | OPERATING COSTS                         | <u>71,705</u>      | <u>170,758</u>      | <u>174,417</u>       | <u>174,417</u>      |
| 56101     | Land                                    | 0                  | 0                   | 0                    | 0                   |
| 56201     | Buildings                               | 0                  | 0                   | 0                    | 0                   |
| 56301     | Improvements Other Than Buildings       | 0                  | 20,000              | 20,000               | 20,000              |
| 56401     | Machinery & Equipment                   | 0                  | 0                   | 0                    | 0                   |
| 56501     | Construction in Progress                | 0                  | 0                   | 0                    | 0                   |
| 56601     | Books, Publications & Library Materials | 0                  | 0                   | 0                    | 0                   |
|           | CAPITAL OUTLAY                          | <u>0</u>           | <u>20,000</u>       | <u>20,000</u>        | <u>20,000</u>       |
| 57101     | Principal                               | 0                  | 0                   | 0                    | 0                   |
| 57201     | Interest                                | 0                  | 0                   | 0                    | 0                   |
| 57301     | Other Debt Service Costs                | 0                  | 0                   | 0                    | 0                   |
|           | DEBT SERVICE                            | <u>0</u>           | <u>0</u>            | <u>0</u>             | <u>0</u>            |
| 58101     | Aids to Governmental Agencies           | 0                  | 0                   | 0                    | 0                   |
| 58201     | Aids to Private Organizations           | 0                  | 0                   | 0                    | 0                   |
| 58301     | Other Grants and Aids                   | 0                  | 50,000              | 50,000               | 50,000              |
|           | GRANTS AND AIDS                         | <u>0</u>           | <u>50,000</u>       | <u>50,000</u>        | <u>50,000</u>       |
| 59101     | Transfers                               | 0                  | 0                   | 0                    | 0                   |
| 59801     | Reserves                                | 0                  | 0                   | 0                    | 0                   |
|           | NON-OPERATING COSTS                     | <u>0</u>           | <u>0</u>            | <u>0</u>             | <u>0</u>            |
|           | TOTAL BUDGET                            | <u>\$ 71,705</u>   | <u>\$ 240,758</u>   | <u>\$ 244,417</u>    | <u>\$ 244,417</u>   |
| RESOURCES |   |                    |                     |                      |                     |
|           | CRA - Expendable Trust                  | \$ 71,705          | \$ 206,812          | \$ 241,102           | \$ 230,979          |
|           | Fund Balance                            | 0                  | 33,946              | 3,315                | 13,438              |
|           | TOTAL REVENUES                          | <u>\$ 71,705</u>   | <u>\$ 240,758</u>   | <u>\$ 244,417</u>    | <u>\$ 244,417</u>   |

FUND: 151 - CRA - Expendable Trust  
 FUNCTION: General Government  
 ACTIVITY: Other General Government Services

DEPARTMENT: Neighborhood and Human Services  
 DIVISION: Community Redevelopment  
 COST CENTER: 370118 - CRA Cantonment

| Account   | Title                                   | Actual<br>FY 18-19 | Adopted<br>FY 19-20 | Proposed<br>FY 20-21 | Adopted<br>FY 20-21 |
|-----------|---|--------------------|---------------------|----------------------|---------------------|
| 51101     | Executive Salaries                      | \$ 0               | \$ 0                | \$ 0                 | 0                   |
| 51201     | Regular Salaries & Wages                | 0                  | 0                   | 0                    | 0                   |
| 51301     | Other Salaries & Wages                  | 0                  | 0                   | 0                    | 0                   |
| 51401     | Overtime                                | 0                  | 0                   | 0                    | 0                   |
| 51501     | Special pay                             | 0                  | 0                   | 0                    | 0                   |
| 52101     | FICA Taxes                              | 0                  | 0                   | 0                    | 0                   |
| 52201     | Retirement Contributions                | 0                  | 0                   | 0                    | 0                   |
| 52301     | Life & Health Insurance                 | 0                  | 0                   | 0                    | 0                   |
| 52401     | Workers' Compensation                   | 0                  | 0                   | 0                    | 0                   |
| 52501     | Unemployment Compensation               | 0                  | 0                   | 0                    | 0                   |
|           | PERSONNEL COSTS                         | <u>0</u>           | <u>0</u>            | <u>0</u>             | <u>0</u>            |
| 53101     | Professional Services                   | 0                  | 0                   | 5,000                | 5,000               |
| 53201     | Accounting & Auditing                   | 0                  | 0                   | 0                    | 0                   |
| 53301     | Court Reporter Services                 | 0                  | 0                   | 0                    | 0                   |
| 53401     | Other Contractual Services              | 0                  | 3,388               | 53,500               | 53,500              |
| 53501     | Investigations                          | 0                  | 0                   | 0                    | 0                   |
| 53601     | Pension Benefits                        | 0                  | 0                   | 0                    | 0                   |
| 54001     | Travel & Per Diem                       | 0                  | 0                   | 0                    | 0                   |
| 54101     | Communications                          | 1,162              | 2,000               | 1,200                | 1,200               |
| 54201     | Postage & Freight                       | 0                  | 0                   | 500                  | 500                 |
| 54301     | Utility Services                        | 21,192             | 53,731              | 43,500               | 43,500              |
| 54401     | Rentals & Leases                        | 0                  | 0                   | 0                    | 0                   |
| 54501     | Insurance                               | 0                  | 0                   | 0                    | 0                   |
| 54601     | Repair & Maintenance Services           | 0                  | 0                   | 0                    | 0                   |
| 54701     | Printing & Binding                      | 0                  | 200                 | 500                  | 500                 |
| 54801     | Promotional Activities                  | 508                | 5,000               | 5,000                | 5,000               |
| 54901     | Other Current Charges & Obligations     | 4,994              | 7,435               | 11,411               | 11,411              |
| 54931     | Host Ordinance Items                    | 0                  | 0                   | 0                    | 0                   |
| 55101     | Office Supplies                         | 0                  | 0                   | 0                    | 0                   |
| 55201     | Operating Supplies                      | 0                  | 0                   | 0                    | 0                   |
| 55301     | Road Materials & Supplies               | 0                  | 0                   | 0                    | 0                   |
| 55401     | Books, Pubs, & Subs                     | 0                  | 0                   | 0                    | 0                   |
| 55501     | Training & Registrations                | 0                  | 0                   | 0                    | 0                   |
| 55801     | Bad Debt                                | 0                  | 0                   | 3,315                | 3,315               |
| 55901     | Depreciation                            | 0                  | 0                   | 0                    | 0                   |
|           | OPERATING COSTS                         | <u>27,856</u>      | <u>71,754</u>       | <u>123,926</u>       | <u>123,926</u>      |
| 56101     | Land                                    | 0                  | 0                   | 0                    | 0                   |
| 56201     | Buildings                               | 0                  | 0                   | 0                    | 0                   |
| 56301     | Improvements Other Than Buildings       | 0                  | 50,000              | 15,000               | 15,000              |
| 56401     | Machinery & Equipment                   | 0                  | 0                   | 0                    | 0                   |
| 56501     | Construction in Progress                | 0                  | 0                   | 0                    | 0                   |
| 56601     | Books, Publications & Library Materials | 0                  | 0                   | 0                    | 0                   |
|           | CAPITAL OUTLAY                          | <u>0</u>           | <u>50,000</u>       | <u>15,000</u>        | <u>15,000</u>       |
| 57101     | Principal                               | 0                  | 0                   | 0                    | 0                   |
| 57201     | Interest                                | 0                  | 0                   | 0                    | 0                   |
| 57301     | Other Debt Service Costs                | 0                  | 0                   | 0                    | 0                   |
|           | DEBT SERVICE                            | <u>0</u>           | <u>0</u>            | <u>0</u>             | <u>0</u>            |
| 58101     | Aids to Governmental Agencies           | 0                  | 0                   | 0                    | 0                   |
| 58201     | Aids to Private Organizations           | 0                  | 0                   | 0                    | 0                   |
| 58301     | Other Grants and Aids                   | 0                  | 0                   | 53,390               | 53,390              |
|           | GRANTS AND AIDS                         | <u>0</u>           | <u>0</u>            | <u>53,390</u>        | <u>53,390</u>       |
| 59101     | Transfers                               | 0                  | 0                   | 0                    | 0                   |
| 59801     | Reserves                                | 0                  | 29,571              | 39,210               | 39,210              |
|           | NON-OPERATING COSTS                     | <u>0</u>           | <u>29,571</u>       | <u>39,210</u>        | <u>39,210</u>       |
|           | TOTAL BUDGET                            | <u>\$ 27,856</u>   | <u>\$ 151,325</u>   | <u>\$ 231,526</u>    | <u>\$ 231,526</u>   |
| RESOURCES |   |                    |                     |                      |                     |
|           | CRA - Expendable Trust                  | \$ 27,856          | \$ 151,325          | \$ 228,211           | \$ 222,949          |
|           | Fund Balance                            | 0                  | 0                   | 3,315                | 8,577               |
|           | TOTAL REVENUES                          | <u>\$ 27,856</u>   | <u>\$ 151,325</u>   | <u>\$ 231,526</u>    | <u>\$ 231,526</u>   |

FUND: 151 - CRA - Expendable Trust  
 FUNCTION: General Government  
 ACTIVITY: Other General Government Services

DEPARTMENT: Neighborhood and Human Services  
 DIVISION: Community Redevelopment  
 COST CENTER: 370119 - CRA Ensley

| Account   | Title                                   | Actual<br>FY 18-19 | Adopted<br>FY 19-20 | Proposed<br>FY 20-21 | Adopted<br>FY 20-21 |
|-----------|---|--------------------|---------------------|----------------------|---------------------|
| 51101     | Executive Salaries                      | \$ 0               | \$ 0                | \$ 0                 | 0                   |
| 51201     | Regular Salaries & Wages                | 0                  | 0                   | 0                    | 0                   |
| 51301     | Other Salaries & Wages                  | 0                  | 0                   | 0                    | 0                   |
| 51401     | Overtime                                | 0                  | 0                   | 0                    | 0                   |
| 51501     | Special pay                             | 0                  | 0                   | 0                    | 0                   |
| 52101     | FICA Taxes                              | 0                  | 0                   | 0                    | 0                   |
| 52201     | Retirement Contributions                | 0                  | 0                   | 0                    | 0                   |
| 52301     | Life & Health Insurance                 | 0                  | 0                   | 0                    | 0                   |
| 52401     | Workers' Compensation                   | 0                  | 0                   | 0                    | 0                   |
| 52501     | Unemployment Compensation               | 0                  | 0                   | 0                    | 0                   |
|           | PERSONNEL COSTS                         | <u>0</u>           | <u>0</u>            | <u>0</u>             | <u>0</u>            |
| 53101     | Professional Services                   | 0                  | 0                   | 26,624               | 26,624              |
| 53201     | Accounting & Auditing                   | 0                  | 0                   | 0                    | 0                   |
| 53301     | Court Reporter Services                 | 0                  | 0                   | 0                    | 0                   |
| 53401     | Other Contractual Services              | 0                  | 20,000              | 120,000              | 120,000             |
| 53501     | Investigations                          | 0                  | 0                   | 0                    | 0                   |
| 53601     | Pension Benefits                        | 0                  | 0                   | 0                    | 0                   |
| 54001     | Travel & Per Diem                       | 0                  | 0                   | 0                    | 0                   |
| 54101     | Communications                          | 0                  | 0                   | 0                    | 0                   |
| 54201     | Postage & Freight                       | 0                  | 500                 | 500                  | 500                 |
| 54301     | Utility Services                        | 40,704             | 60,300              | 81,808               | 81,808              |
| 54401     | Rentals & Leases                        | 0                  | 0                   | 0                    | 0                   |
| 54501     | Insurance                               | 0                  | 0                   | 0                    | 0                   |
| 54601     | Repair & Maintenance Services           | 0                  | 0                   | 0                    | 0                   |
| 54701     | Printing & Binding                      | 0                  | 500                 | 500                  | 500                 |
| 54801     | Promotional Activities                  | 0                  | 0                   | 0                    | 0                   |
| 54901     | Other Current Charges & Obligations     | 12,091             | 18,330              | 30,970               | 30,970              |
| 54931     | Host Ordinance Items                    | 0                  | 0                   | 0                    | 0                   |
| 55101     | Office Supplies                         | 0                  | 0                   | 0                    | 0                   |
| 55201     | Operating Supplies                      | 0                  | 0                   | 0                    | 0                   |
| 55301     | Road Materials & Supplies               | 0                  | 0                   | 0                    | 0                   |
| 55401     | Books, Pubs, & Subs                     | 0                  | 0                   | 0                    | 0                   |
| 55501     | Training & Registrations                | 0                  | 0                   | 0                    | 0                   |
| 55801     | Bad Debt                                | 0                  | 0                   | 0                    | 0                   |
| 55901     | Depreciation                            | 0                  | 0                   | 0                    | 0                   |
|           | OPERATING COSTS                         | <u>52,795</u>      | <u>99,630</u>       | <u>260,402</u>       | <u>260,402</u>      |
| 56101     | Land                                    | 0                  | 0                   | 0                    | 0                   |
| 56201     | Buildings                               | 0                  | 0                   | 0                    | 0                   |
| 56301     | Improvements Other Than Buildings       | 0                  | 138,261             | 138,261              | 138,261             |
| 56401     | Machinery & Equipment                   | 0                  | 0                   | 0                    | 0                   |
| 56501     | Construction in Progress                | 0                  | 0                   | 0                    | 0                   |
| 56601     | Books, Publications & Library Materials | 0                  | 0                   | 0                    | 0                   |
|           | CAPITAL OUTLAY                          | <u>0</u>           | <u>138,261</u>      | <u>138,261</u>       | <u>138,261</u>      |
| 57101     | Principal                               | 0                  | 0                   | 0                    | 0                   |
| 57201     | Interest                                | 0                  | 0                   | 0                    | 0                   |
| 57301     | Other Debt Service Costs                | 0                  | 0                   | 0                    | 0                   |
|           | DEBT SERVICE                            | <u>0</u>           | <u>0</u>            | <u>0</u>             | <u>0</u>            |
| 58101     | Aids to Governmental Agencies           | 0                  | 0                   | 0                    | 0                   |
| 58201     | Aids to Private Organizations           | 0                  | 0                   | 0                    | 0                   |
| 58301     | Other Grants and Aids                   | 8,280              | 50,000              | 45,000               | 45,000              |
|           | GRANTS AND AIDS                         | <u>8,280</u>       | <u>50,000</u>       | <u>45,000</u>        | <u>45,000</u>       |
| 59101     | Transfers                               | 0                  | 0                   | 0                    | 0                   |
| 59801     | Reserves                                | 0                  | 49,862              | 135,731              | 136,542             |
|           | NON-OPERATING COSTS                     | <u>0</u>           | <u>49,862</u>       | <u>135,731</u>       | <u>136,542</u>      |
|           | TOTAL BUDGET                            | <u>\$ 61,075</u>   | <u>\$ 337,753</u>   | <u>\$ 579,394</u>    | <u>\$ 580,205</u>   |
| RESOURCES |   |                    |                     |                      |                     |
|           | CRA - Expendable Trust                  | \$ 61,075          | \$ 337,753          | \$ 579,394           | \$ 580,205          |
|           | Fund Balance                            | 0                  | 0                   | 0                    | 0                   |
|           | TOTAL REVENUES                          | <u>\$ 61,075</u>   | <u>\$ 337,753</u>   | <u>\$ 579,394</u>    | <u>\$ 580,205</u>   |

FUND: 151 - CRA - Expendable Trust  
 FUNCTION: General Government  
 ACTIVITY: Other General Government Services

DEPARTMENT: Neighborhood and Human Services  
 DIVISION: Community Redevelopment  
 COST CENTER: 370120 - CRA Atwood

| Account   | Title                                   | Actual<br>FY 18-19 | Adopted<br>FY 19-20 | Proposed<br>FY 20-21 | Adopted<br>FY 20-21 |
|-----------|---|--------------------|---------------------|----------------------|---------------------|
| 51101     | Executive Salaries                      | \$ 0               | \$ 0                | \$ 0                 | 0                   |
| 51201     | Regular Salaries & Wages                | 0                  | 0                   | 0                    | 0                   |
| 51301     | Other Salaries & Wages                  | 0                  | 0                   | 0                    | 0                   |
| 51401     | Overtime                                | 0                  | 0                   | 0                    | 0                   |
| 51501     | Special pay                             | 0                  | 0                   | 0                    | 0                   |
| 52101     | FICA Taxes                              | 0                  | 0                   | 0                    | 0                   |
| 52201     | Retirement Contributions                | 0                  | 0                   | 0                    | 0                   |
| 52301     | Life & Health Insurance                 | 0                  | 0                   | 0                    | 0                   |
| 52401     | Workers' Compensation                   | 0                  | 0                   | 0                    | 0                   |
| 52501     | Unemployment Compensation               | 0                  | 0                   | 0                    | 0                   |
|           | PERSONNEL COSTS                         | 0                  | 0                   | 0                    | 0                   |
| 53101     | Professional Services                   | 0                  | 0                   | 0                    | 0                   |
| 53201     | Accounting & Auditing                   | 0                  | 0                   | 0                    | 0                   |
| 53301     | Court Reporter Services                 | 0                  | 0                   | 0                    | 0                   |
| 53401     | Other Contractual Services              | 0                  | 9,778               | 0                    | 0                   |
| 53501     | Investigations                          | 0                  | 0                   | 0                    | 0                   |
| 53601     | Pension Benefits                        | 0                  | 0                   | 0                    | 0                   |
| 54001     | Travel & Per Diem                       | 0                  | 0                   | 0                    | 0                   |
| 54101     | Communications                          | 0                  | 0                   | 0                    | 0                   |
| 54201     | Postage & Freight                       | 0                  | 0                   | 0                    | 0                   |
| 54301     | Utility Services                        | 14,050             | 29,852              | 41,608               | 41,608              |
| 54401     | Rentals & Leases                        | 0                  | 0                   | 0                    | 0                   |
| 54501     | Insurance                               | 0                  | 0                   | 0                    | 0                   |
| 54601     | Repair & Maintenance Services           | 0                  | 0                   | 0                    | 0                   |
| 54701     | Printing & Binding                      | 0                  | 0                   | 0                    | 0                   |
| 54801     | Promotional Activities                  | 0                  | 0                   | 0                    | 0                   |
| 54901     | Other Current Charges & Obligations     | 4,580              | 6,226               | 9,241                | 9,241               |
| 54931     | Host Ordinance Items                    | 0                  | 0                   | 0                    | 0                   |
| 55101     | Office Supplies                         | 0                  | 0                   | 0                    | 0                   |
| 55201     | Operating Supplies                      | 0                  | 0                   | 0                    | 0                   |
| 55301     | Road Materials & Supplies               | 0                  | 0                   | 0                    | 0                   |
| 55401     | Books, Pubs, & Subs                     | 0                  | 0                   | 0                    | 0                   |
| 55501     | Training & Registrations                | 0                  | 0                   | 0                    | 0                   |
| 55801     | Bad Debt                                | 0                  | 0                   | 0                    | 0                   |
| 55901     | Depreciation                            | 0                  | 0                   | 0                    | 0                   |
|           | OPERATING COSTS                         | 18,630             | 45,856              | 50,849               | 50,849              |
| 56101     | Land                                    | 0                  | 0                   | 0                    | 0                   |
| 56201     | Buildings                               | 0                  | 0                   | 0                    | 0                   |
| 56301     | Improvements Other Than Buildings       | 4,525              | 60,000              | 25,000               | 25,000              |
| 56401     | Machinery & Equipment                   | 0                  | 0                   | 0                    | 0                   |
| 56501     | Construction in Progress                | 0                  | 0                   | 0                    | 0                   |
| 56601     | Books, Publications & Library Materials | 0                  | 0                   | 0                    | 0                   |
|           | CAPITAL OUTLAY                          | 4,525              | 60,000              | 25,000               | 25,000              |
| 57101     | Principal                               | 0                  | 0                   | 0                    | 0                   |
| 57201     | Interest                                | 0                  | 0                   | 0                    | 0                   |
| 57301     | Other Debt Service Costs                | 0                  | 0                   | 0                    | 0                   |
|           | DEBT SERVICE                            | 0                  | 0                   | 0                    | 0                   |
| 58101     | Aids to Governmental Agencies           | 0                  | 0                   | 0                    | 0                   |
| 58201     | Aids to Private Organizations           | 0                  | 0                   | 0                    | 0                   |
| 58301     | Other Grants and Aids                   | 0                  | 5,000               | 91,915               | 91,915              |
|           | GRANTS AND AIDS                         | 0                  | 5,000               | 91,915               | 91,915              |
| 59101     | Transfers                               | 0                  | 0                   | 0                    | 0                   |
| 59801     | Reserves                                | 0                  | 17,080              | 0                    | 0                   |
|           | NON-OPERATING COSTS                     | 0                  | 17,080              | 0                    | 0                   |
|           | TOTAL BUDGET                            | \$ 23,155          | \$ 127,936          | \$ 167,764           | \$ 167,764          |
| RESOURCES |   |                    |                     |                      |                     |
|           | CRA - Expendable Trust                  | \$ 23,155          | \$ 127,936          | \$ 164,819           | \$ 164,822          |
|           | Fund Balance                            | 0                  | 0                   | 2,945                | 2,942               |
|           | TOTAL REVENUES                          | \$ 23,155          | \$ 127,936          | \$ 167,764           | \$ 167,764          |

FUND: 151 - CRA - Expendable Trust  
 FUNCTION: General Government  
 ACTIVITY: Other General Government Services

DEPARTMENT: Neighborhood and Human Services  
 DIVISION: Community Redevelopment  
 COST CENTER: 370121 - CRA Oakfield

| Account   | Title                                   | Actual<br>FY 18-19 | Adopted<br>FY 19-20 | Proposed<br>FY 20-21 | Adopted<br>FY 20-21 |
|-----------|---|--------------------|---------------------|----------------------|---------------------|
| 51101     | Executive Salaries                      | \$ 0               | \$ 0                | \$ 0                 | 0                   |
| 51201     | Regular Salaries & Wages                | 0                  | 0                   | 0                    | 0                   |
| 51301     | Other Salaries & Wages                  | 0                  | 0                   | 0                    | 0                   |
| 51401     | Overtime                                | 0                  | 0                   | 0                    | 0                   |
| 51501     | Special pay                             | 0                  | 0                   | 0                    | 0                   |
| 52101     | FICA Taxes                              | 0                  | 0                   | 0                    | 0                   |
| 52201     | Retirement Contributions                | 0                  | 0                   | 0                    | 0                   |
| 52301     | Life & Health Insurance                 | 0                  | 0                   | 0                    | 0                   |
| 52401     | Workers' Compensation                   | 0                  | 0                   | 0                    | 0                   |
| 52501     | Unemployment Compensation               | 0                  | 0                   | 0                    | 0                   |
|           | PERSONNEL COSTS                         | <u>0</u>           | <u>0</u>            | <u>0</u>             | <u>0</u>            |
| 53101     | Professional Services                   | 0                  | 0                   | 8,250                | 8,250               |
| 53201     | Accounting & Auditing                   | 0                  | 0                   | 0                    | 0                   |
| 53301     | Court Reporter Services                 | 0                  | 0                   | 0                    | 0                   |
| 53401     | Other Contractual Services              | 7,575              | 0                   | 102,107              | 102,107             |
| 53501     | Investigations                          | 0                  | 0                   | 0                    | 0                   |
| 53601     | Pension Benefits                        | 0                  | 0                   | 0                    | 0                   |
| 54001     | Travel & Per Diem                       | 0                  | 0                   | 0                    | 0                   |
| 54101     | Communications                          | 0                  | 0                   | 0                    | 0                   |
| 54201     | Postage & Freight                       | 0                  | 2,000               | 500                  | 500                 |
| 54301     | Utility Services                        | 1,271              | 34,890              | 62,000               | 62,000              |
| 54401     | Rentals & Leases                        | 0                  | 0                   | 0                    | 0                   |
| 54501     | Insurance                               | 0                  | 0                   | 0                    | 0                   |
| 54601     | Repair & Maintenance Services           | 0                  | 0                   | 0                    | 0                   |
| 54701     | Printing & Binding                      | 0                  | 200                 | 200                  | 200                 |
| 54801     | Promotional Activities                  | 0                  | 0                   | 0                    | 0                   |
| 54901     | Other Current Charges & Obligations     | 3,876              | 7,517               | 12,124               | 12,124              |
| 54931     | Host Ordinance Items                    | 0                  | 0                   | 0                    | 0                   |
| 55101     | Office Supplies                         | 0                  | 0                   | 0                    | 0                   |
| 55201     | Operating Supplies                      | 0                  | 0                   | 0                    | 0                   |
| 55301     | Road Materials & Supplies               | 0                  | 0                   | 0                    | 0                   |
| 55401     | Books, Pubs, & Subs                     | 0                  | 0                   | 0                    | 0                   |
| 55501     | Training & Registrations                | 0                  | 0                   | 0                    | 0                   |
| 55801     | Bad Debt                                | 0                  | 0                   | 0                    | 0                   |
| 55901     | Depreciation                            | 0                  | 0                   | 0                    | 0                   |
|           | OPERATING COSTS                         | <u>12,722</u>      | <u>44,607</u>       | <u>185,181</u>       | <u>185,181</u>      |
| 56101     | Land                                    | 0                  | 0                   | 0                    | 0                   |
| 56201     | Buildings                               | 0                  | 0                   | 0                    | 0                   |
| 56301     | Improvements Other Than Buildings       | 0                  | 10,000              | 0                    | 0                   |
| 56401     | Machinery & Equipment                   | 0                  | 0                   | 0                    | 0                   |
| 56501     | Construction in Progress                | 0                  | 0                   | 0                    | 0                   |
| 56601     | Books, Publications & Library Materials | 0                  | 0                   | 0                    | 0                   |
|           | CAPITAL OUTLAY                          | <u>0</u>           | <u>10,000</u>       | <u>0</u>             | <u>0</u>            |
| 57101     | Principal                               | 0                  | 0                   | 0                    | 0                   |
| 57201     | Interest                                | 0                  | 0                   | 0                    | 0                   |
| 57301     | Other Debt Service Costs                | 0                  | 0                   | 0                    | 0                   |
|           | DEBT SERVICE                            | <u>0</u>           | <u>0</u>            | <u>0</u>             | <u>0</u>            |
| 58101     | Aids to Governmental Agencies           | 0                  | 0                   | 0                    | 0                   |
| 58201     | Aids to Private Organizations           | 0                  | 0                   | 0                    | 0                   |
| 58301     | Other Grants and Aids                   | 41,018             | 40,000              | 50,000               | 50,000              |
|           | GRANTS AND AIDS                         | <u>41,018</u>      | <u>40,000</u>       | <u>50,000</u>        | <u>50,000</u>       |
| 59101     | Transfers                               | 0                  | 0                   | 0                    | 0                   |
| 59801     | Reserves                                | 0                  | 54,445              | 7,294                | 8,165               |
|           | NON-OPERATING COSTS                     | <u>0</u>           | <u>54,445</u>       | <u>7,294</u>         | <u>8,165</u>        |
|           | TOTAL BUDGET                            | <u>\$ 53,740</u>   | <u>\$ 149,052</u>   | <u>\$ 242,475</u>    | <u>\$ 243,346</u>   |
| RESOURCES |   |                    |                     |                      |                     |
|           | CRA - Expendable Trust                  | \$ 53,740          | \$ 149,052          | \$ 242,475           | \$ 243,346          |
|           | Fund Balance                            | 0                  | 0                   | 0                    | 0                   |
|           | TOTAL REVENUES                          | <u>\$ 53,740</u>   | <u>\$ 149,052</u>   | <u>\$ 242,475</u>    | <u>\$ 243,346</u>   |

FUND: 101 - Escambia County Restricted Fund  
 FUNCTION: General Government  
 ACTIVITY: Other General Government Services

DEPARTMENT: Neighborhood and Human Services  
 DIVISION: Neighborhood and Human Services  
 COST CENTER: 370104 - Safe Neighborhoods Program

| Account   | Title                                   | Actual<br>FY 18-19 | Adopted<br>FY 19-20 | Proposed<br>FY 20-21 | Adopted<br>FY 20-21 |
|-----------|---|--------------------|---------------------|----------------------|---------------------|
| 51101     | Executive Salaries                      | \$ 0               | \$ 0                | \$ 0                 | 0                   |
| 51201     | Regular Salaries & Wages                | 19,738             | 32,676              | 32,673               | 32,673              |
| 51301     | Other Salaries & Wages                  | 0                  | 0                   | 0                    | 0                   |
| 51401     | Overtime                                | 0                  | 0                   | 0                    | 0                   |
| 51501     | Special pay                             | 0                  | 0                   | 0                    | 0                   |
| 52101     | FICA Taxes                              | 1,641              | 2,500               | 2,499                | 2,499               |
| 52201     | Retirement Contributions                | 1,639              | 2,768               | 3,267                | 3,267               |
| 52301     | Life & Health Insurance                 | 5,336              | 6,000               | 6,000                | 6,000               |
| 52401     | Workers' Compensation                   | 60                 | 45                  | 50                   | 50                  |
| 52501     | Unemployment Compensation               | 0                  | 0                   | 0                    | 0                   |
|           | PERSONNEL COSTS                         | <u>28,414</u>      | <u>43,989</u>       | <u>44,489</u>        | <u>44,489</u>       |
| 53101     | Professional Services                   | 0                  | 0                   | 0                    | 0                   |
| 53201     | Accounting & Auditing                   | 0                  | 0                   | 0                    | 0                   |
| 53301     | Court Reporter Services                 | 0                  | 0                   | 0                    | 0                   |
| 53401     | Other Contractual Services              | 0                  | 10,000              | 2,000                | 2,000               |
| 53501     | Investigations                          | 0                  | 0                   | 0                    | 0                   |
| 53601     | Pension Benefits                        | 0                  | 0                   | 0                    | 0                   |
| 54001     | Travel & Per Diem                       | 0                  | 200                 | 200                  | 200                 |
| 54101     | Communications                          | 540                | 1,100               | 720                  | 720                 |
| 54201     | Postage & Freight                       | 2,227              | 2,500               | 3,000                | 3,000               |
| 54301     | Utility Services                        | 60,841             | 103,000             | 113,000              | 113,000             |
| 54401     | Rentals & Leases                        | 0                  | 0                   | 0                    | 0                   |
| 54501     | Insurance                               | 384                | 450                 | 512                  | 512                 |
| 54601     | Repair & Maintenance Services           | 545                | 400                 | 400                  | 400                 |
| 54701     | Printing & Binding                      | 3,632              | 5,000               | 5,000                | 5,000               |
| 54801     | Promotional Activities                  | 1,488              | 2,500               | 2,400                | 2,400               |
| 54901     | Other Current Charges & Obligations     | 0                  | 0                   | 0                    | 0                   |
| 54931     | Host Ordinance Items                    | 0                  | 0                   | 0                    | 0                   |
| 55101     | Office Supplies                         | 0                  | 400                 | 400                  | 400                 |
| 55201     | Operating Supplies                      | 520                | 4,010               | 4,296                | 4,296               |
| 55204     | Fuel                                    | 396                | 500                 | 504                  | 504                 |
| 55401     | Books, Pubs, & Subs                     | 0                  | 125                 | 125                  | 125                 |
| 55501     | Training & Registrations                | 0                  | 0                   | 0                    | 0                   |
| 55801     | Bad Debt                                | 0                  | 0                   | 0                    | 0                   |
| 55901     | Depreciation                            | 0                  | 0                   | 0                    | 0                   |
|           | OPERATING COSTS                         | <u>70,573</u>      | <u>130,185</u>      | <u>132,557</u>       | <u>132,557</u>      |
| 56101     | Land                                    | 0                  | 0                   | 0                    | 0                   |
| 56201     | Buildings                               | 0                  | 0                   | 0                    | 0                   |
| 56301     | Improvements Other Than Buildings       | 0                  | 0                   | 0                    | 0                   |
| 56401     | Machinery & Equipment                   | 0                  | 0                   | 0                    | 0                   |
| 56501     | Construction in Progress                | 0                  | 0                   | 0                    | 0                   |
| 56601     | Books, Publications & Library Materials | 0                  | 0                   | 0                    | 0                   |
|           | CAPITAL OUTLAY                          | <u>0</u>           | <u>0</u>            | <u>0</u>             | <u>0</u>            |
| 57101     | Principal                               | 0                  | 0                   | 0                    | 0                   |
| 57201     | Interest                                | 0                  | 0                   | 0                    | 0                   |
| 57301     | Other Debt Service Costs                | 0                  | 0                   | 0                    | 0                   |
|           | DEBT SERVICE                            | <u>0</u>           | <u>0</u>            | <u>0</u>             | <u>0</u>            |
| 58101     | Aids to Governmental Agencies           | 0                  | 0                   | 0                    | 0                   |
| 58201     | Aids to Private Organizations           | 0                  | 0                   | 0                    | 0                   |
| 58301     | Other Grants and Aids                   | 0                  | 0                   | 0                    | 0                   |
|           | GRANTS AND AIDS                         | <u>0</u>           | <u>0</u>            | <u>0</u>             | <u>0</u>            |
| 59101     | Transfers                               | 0                  | 0                   | 0                    | 0                   |
| 59801     | Reserves                                | 0                  | 0                   | 1,154                | 1,154               |
|           | NON-OPERATING COSTS                     | <u>0</u>           | <u>0</u>            | <u>1,154</u>         | <u>1,154</u>        |
|           | TOTAL BUDGET                            | <u>\$ 98,987</u>   | <u>\$ 174,174</u>   | <u>\$ 178,200</u>    | <u>\$ 178,200</u>   |
| RESOURCES |   |                    |                     |                      |                     |
|           | Safe Neighborhood/Article V Revenues    | \$ 182,268         | \$ 152,000          | \$ 156,750           | \$ 156,750          |
|           | Fund Balance                            | (83,281)           | 22,174              | 21,450               | 21,450              |
|           | TOTAL REVENUES                          | <u>\$ 98,987</u>   | <u>\$ 174,174</u>   | <u>\$ 178,200</u>    | <u>\$ 178,200</u>   |

# PARKS AND RECREATION DEPARTMENT



**T**he Parks and Recreation Department inventory of parks ranges from Perdido Key to Century and includes boat ramps, regional, neighborhood and athletic parks. In addition to the vast array of park options, the department also manages the Escambia County Equestrian Center, Lake Stone Campground and the Pensacola Fishing Bridge. Youth athletics are managed by local athletic associations at county parks, with the department serving as a liaison to enhance the efforts of each organization. These organizations provide open athletic opportunities for the youth of Escambia County. Adult athletic leagues are managed through the department and include softball, soccer and flag football leagues. The Parks and Recreation Department also partners with eight local associations that coordinate the daily activities and programs for youth and adults at county community centers.



## Objectives

- Responsible for the development, management, maintenance and safety aspects of regional and neighborhood parks, undeveloped parks, boat ramps and county-operated athletic complexes
- Responsible for the management and maintenance of the Escambia County Equestrian Center, Lake Stone Campground and the Pensacola Bay Fishing Bridge
- Provide youth athletic and recreation opportunities through partnerships with non-profit athletic organizations which conduct activities at county-owned properties
- Facilitate county-managed or partnered adult athletic leagues and tournaments at county-owned facilities which are beneficial to county residents and create local economic impact



# Accomplishments

- ▶ Partnered with 16 youth and adult Athletic Associations that provide organized athletic opportunities at county-owned park facilities
- ▶ Spring and summer sports resumed action with approximately 70% of players returning
- ▶ Continued enhancements at Lake Stone Campground with paved RV pads, which increased camper reservations
- ▶ The Equestrian Center was on pace to have a great event year but was stalled due to the pandemic. In the downtime, the Equestrian Center hosted multiple food trucks daily that provided various food options for the Beulah community
- ▶ The Pensacola Men’s Baseball League in partnership with Parks and Recreation Department transformed the large baseball field at Bellview Athletic Park into a premier baseball field and is now home to adult baseball in the area
- ▶ Innerarity Point Park was opened in partnership with Department of Natural Resources, Trust for Public Lands, and Florida Department of Environmental Protection. This is Escambia County’s newest park which is adjacent to Galvez Boat Ramp in a waterfront setting on the Intercoastal waterway
- ▶ Added an outdoor fitness area at the Brownsville Community Center in conjunction with the area sidewalk project
- ▶ New playgrounds were installed at Ashton Brosnaham, Lincoln Park, Oakcrest Park, Old Ensley Park and Treasure Hills Park in FY 2019-2020

## FUNDING PRIORITIES FY 2020 – 21

| Major Issues Funded   | Amount   |
|---|--|
| <p><b>Parks Capital Projects</b><br/>This funding is essential for various park enhancements, which may include but are not limited to, new playgrounds, upgraded lighting and other amenities.</p> | <b>\$1,100,000</b>   |
| <p><b>Parks Maintenance and Upkeep</b><br/>This funding is essential in order for the department to provide mowing, along with clean and safe conditions at parks throughout Escambia County.</p>   | <b>\$1,180,000</b><br>General Fund and LOST IV combined    |
| <p><b>Youth Athletic Funding Support</b><br/>This funding can provide assistance local athletic partners with costs associated with equipment, safety, promotion and league expenses.</p>           | <b>\$10,000</b><br>General Fund-Recreation and Maintenance |



## Performance Measures

|                                       | FY 2017 / 2018<br>Actual | FY 2018 / 2019<br>Actual | FY 2019 / 2020<br>(Estimate) | FY 2020 / 2021<br>(Estimate) |
|---------------------------------------|--------------------------|--------------------------|------------------------------|------------------------------|
| Number of Youth Athletic Participants | 7,585                    | 7,588                    | 6,071                        | 7,500                        |
| Number of Park Properties Maintained  | 111                      | 111                      | 112                          | 112                          |
| Lake Stone Campground Revenue         | \$45,915                 | \$56,243                 | \$53,000                     | \$49,000                     |

1. The number of youth athletic participants is a total number of youth participating in leagues and programs being presented by local youth athletic partners that offer athletic programs at county-owned facilities. Youth fall sports participation numbers for FY 2019 / 2020 were reduced due to the pandemic. Participation levels are estimated and anticipated to return in FY 2020 / 2021.
2. Total number of park properties maintained includes developed and undeveloped parks, athletic parks, boat ramps, and other active and passive recreational areas. The top priority is safety at these properties while offering aesthetically pleasing parks to the citizens of Escambia County and to visitors.
3. The Lake Stone Campground continues to serve Escambia County citizens and visitors to the area a low-cost family-style vacation opportunity, and provides an option rather than travel to other regional destinations.



## Benchmark Data

|                                 | Escambia County | Benchmark |
|---------------------------------|-----------------|-----------|
| Field staff to acres maintained | 1:90            | 1:32      |

Sources: Benchmark Sources: Based on survey of comparable Counties; range is from 1:8 to 1:100.



## Statutory Responsibilities

The Parks and Recreation Department refers to the Escambia County Code of Ordinances, Chapter 74, for park rules and procedures. In addition, the department strives to meet goals for the citizens of Escambia County stated in the Department's mission statement.



## Goals

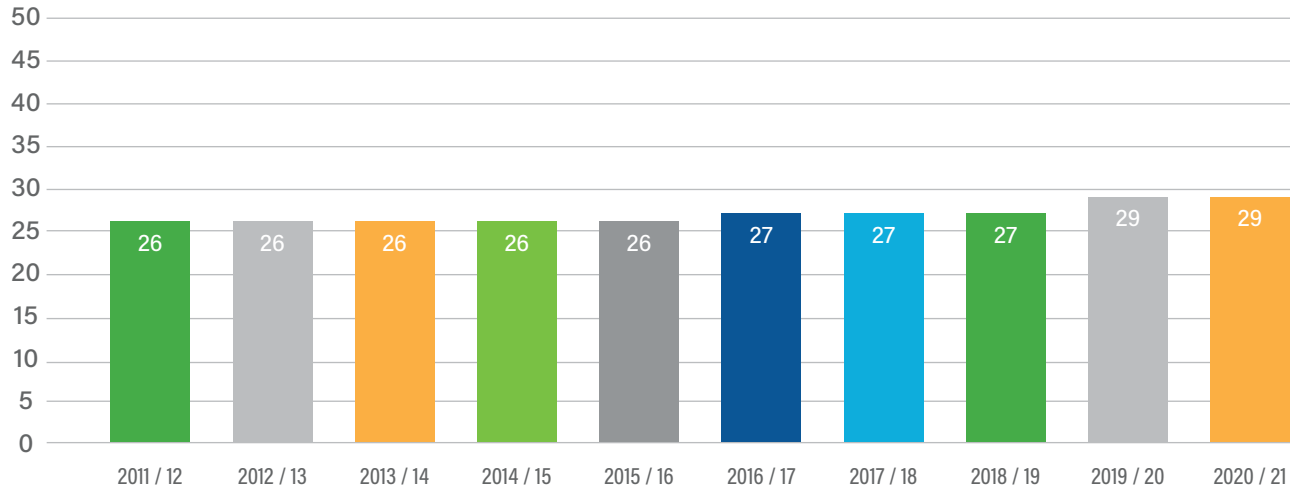
The Escambia County Parks and Recreation goal is to provide safe, family oriented, accessible and aesthetically pleasing recreational facilities. The department will strive to provide, in a balanced manner, quality parks and recreational opportunities to meet the diverse needs of a growing community.

**STAFFING ALLOCATION**

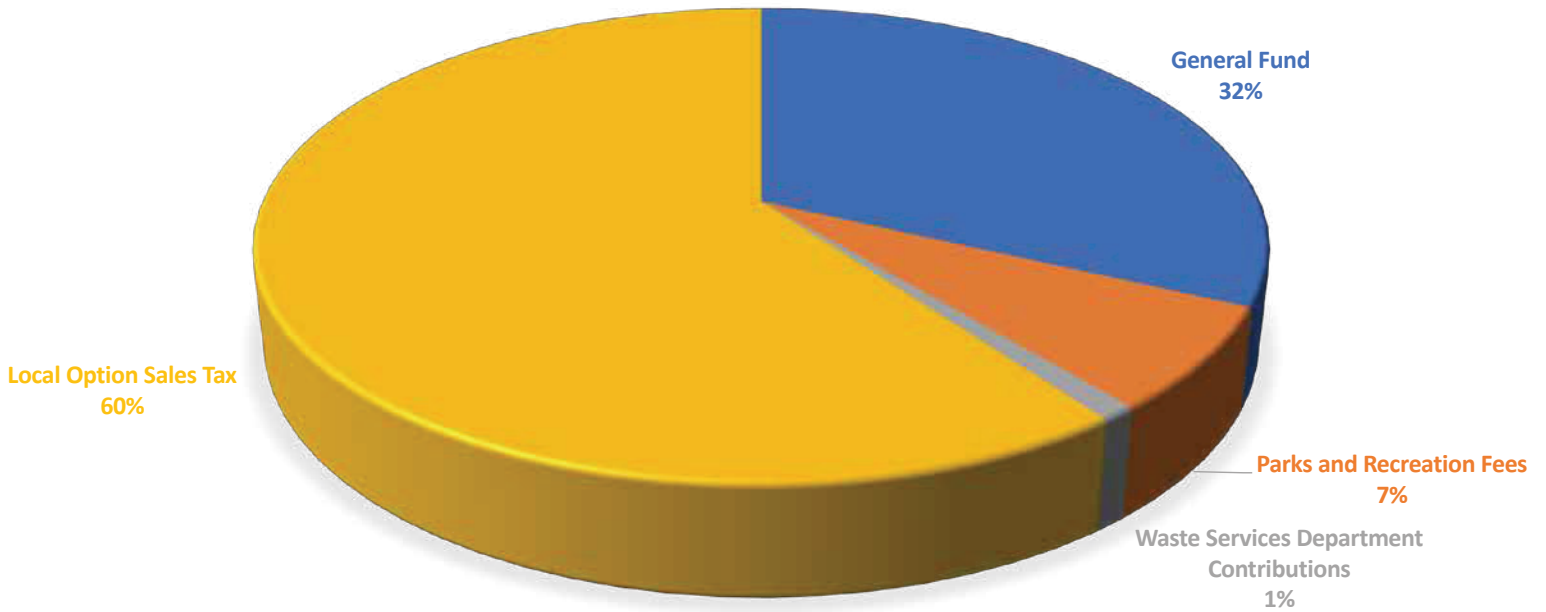
| <b>Position Classification</b>      | <b>Pay Grade</b> | <b>2018-19 Authorized</b> | <b>2019-20 Authorized</b> | <b>2020-21 Adopted</b> |
|-------------------------------------|------------------|---------------------------|---------------------------|------------------------|
| <b>Adult Sports</b>                 |                  |                           |                           |                        |
| Recreation Coordinator              | B22              | 1                         | 1                         | 1                      |
| <b>TOTAL</b>                        |                  | <b>1</b>                  | <b>1</b>                  | <b>1</b>               |
| <b>Equestrian Center</b>            |                  |                           |                           |                        |
| EC Marketing & Promotions           | C42A             | 1                         | 1                         | 1                      |
| Maintenance Technician              | B22              | 2                         | 2                         | 2                      |
| Maintenance Worker                  | B21              | 2                         | 2                         | 2                      |
| Senior Office Support Assistant     | A12              | 1                         | 1                         | 1                      |
| <b>TOTAL</b>                        |                  | <b>6</b>                  | <b>6</b>                  | <b>6</b>               |
| <b>Recreation</b>                   |                  |                           |                           |                        |
| Department Director II              | E82              | 1                         | 1                         | 1                      |
| <b>TOTAL</b>                        |                  | <b>1</b>                  | <b>1</b>                  | <b>1</b>               |
| <b>Parks Capital Projects-LOST</b>  |                  |                           |                           |                        |
| Lead Maintenance Technician         | B23              | 1                         | 1                         | 1                      |
| Maintenance Technician              | B22              | 2                         | 5                         | 5                      |
| Maintenance Worker                  | B21              | 1                         | 1                         | 1                      |
| <b>TOTAL</b>                        |                  | <b>4</b>                  | <b>7</b>                  | <b>7</b>               |
| <b>Parks and Marine Maintenance</b> |                  |                           |                           |                        |
| Administrative Assistant            | B22              | 1                         | 1                         | 1                      |
| Director's Aide                     | B32              | 1                         | 1                         | 1                      |
| Fleet Maintenance Specialist        | B23              | 1                         | 1                         | 1                      |
| Lead Maintenance Technician         | B23              | 3                         | 3                         | 3                      |
| Maintenance Technician              | B22              | 7                         | 6                         | 6                      |
| Program Manager-Parks               | C43              | 1                         | 1                         | 1                      |
| Recreation Manager                  | C42              | 1                         | 1                         | 1                      |
| <b>TOTAL</b>                        |                  | <b>15</b>                 | <b>14</b>                 | <b>14</b>              |
| <b>DEPARTMENT TOTAL</b>             |                  | <b>27</b>                 | <b>29</b>                 | <b>29</b>              |



# Employees



# Revenue Funding: \$4.4M



FUND: 001 - General Fund  
 FUNCTION: Culture/Recreation  
 ACTIVITY: Parks and Recreation

DEPARTMENT: Parks and Recreation  
 DIVISION: Parks and Recreation  
 COST CENTER: 350220 - Parks and Recreation

| Account | Title  | Actual<br>FY 18-19 | Adopted<br>FY 19-20 | Proposed<br>FY 20-21 | Adopted<br>FY 20-21 |
|---------|--|--------------------|---------------------|----------------------|---------------------|
| 51101   | Executive Salaries                               | \$ 0               | \$ 0                | \$ 0                 | 0                   |
| 51201   | Regular Salaries & Wages                         | 100,962            | 99,686              | 99,694               | 99,694              |
| 51301   | Other Salaries & Wages                           | 0                  | 0                   | 0                    | 0                   |
| 51401   | Overtime   | 0                  | 0                   | 0                    | 0                   |
| 51501   | Special pay                                      | 0                  | 0                   | 0                    | 0                   |
| 52101   | FICA Taxes                                       | 7,723              | 7,626               | 7,627                | 7,627               |
| 52201   | Retirement Contributions                         | 65,561             | 25,330              | 27,206               | 27,206              |
| 52301   | Life & Health Insurance                          | 7,956              | 10,000              | 10,000               | 10,000              |
| 52401   | Workers' Compensation                            | 3,600              | 3,232               | 3,706                | 3,706               |
| 52501   | Unemployment Compensation                        | 0                  | 0                   | 0                    | 0                   |
|         | PERSONNEL COSTS                                  | <u>185,802</u>     | <u>145,874</u>      | <u>148,233</u>       | <u>148,233</u>      |
| 53101   | Professional Services                            | 0                  | 0                   | 0                    | 0                   |
| 53201   | Accounting & Auditing                            | 0                  | 0                   | 0                    | 0                   |
| 53301   | Court Reporter Services                          | 0                  | 0                   | 0                    | 0                   |
| 53401   | Other Contractual Services                       | 0                  | 0                   | 0                    | 0                   |
| 53501   | Investigations                                   | 0                  | 0                   | 0                    | 0                   |
| 53601   | Pension Benefits                                 | 0                  | 0                   | 0                    | 0                   |
| 54001   | Travel & Per Diem                                | 284                | 1,046               | 1,096                | 1,096               |
| 54101   | Communications                                   | 2,919              | 3,140               | 3,116                | 3,116               |
| 54201   | Postage & Freight                                | 0                  | 75                  | 75                   | 75                  |
| 54301   | Utility Services                                 | 0                  | 0                   | 0                    | 0                   |
| 54401   | Rentals & Leases                                 | 30                 | 0                   | 0                    | 0                   |
| 54501   | Insurance  | 0                  | 0                   | 0                    | 0                   |
| 54601   | Repair & Maintenance Services                    | 0                  | 1,256               | 0                    | 0                   |
| 54701   | Printing & Binding                               | 0                  | 0                   | 0                    | 0                   |
| 54801   | Promotional Activities                           | 0                  | 90                  | 0                    | 0                   |
| 54901   | Other Current Charges & Obligations              | 0                  | 0                   | 0                    | 0                   |
| 54931   | Host Ordinance Items                             | 0                  | 0                   | 0                    | 0                   |
| 55101   | Office Supplies                                  | 519                | 1,083               | 1,083                | 1,083               |
| 55201   | Operating Supplies                               | 3,192              | 1,100               | 2,420                | 2,420               |
| 55301   | Road Materials & Supplies                        | 0                  | 0                   | 0                    | 0                   |
| 55401   | Books, Publications, Subscriptions & Memberships | 0                  | 160                 | 160                  | 160                 |
| 55501   | Training & Registrations                         | 50                 | 300                 | 300                  | 300                 |
| 55801   | Bad Debt   | 0                  | 0                   | 0                    | 0                   |
| 55901   | Depreciation                                     | 0                  | 0                   | 0                    | 0                   |
|         | OPERATING COSTS                                  | <u>6,994</u>       | <u>8,250</u>        | <u>8,250</u>         | <u>8,250</u>        |
| 56101   | Land   | 0                  | 0                   | 0                    | 0                   |
| 56201   | Buildings  | 0                  | 0                   | 0                    | 0                   |
| 56301   | Improvements Other Than Buildings                | 0                  | 0                   | 0                    | 0                   |
| 56401   | Machinery & Equipment                            | 0                  | 0                   | 0                    | 0                   |
| 56501   | Construction in Progress                         | 0                  | 0                   | 0                    | 0                   |
| 56601   | Books, Publications & Library Materials          | 0                  | 0                   | 0                    | 0                   |
|         | CAPITAL OUTLAY                                   | <u>0</u>           | <u>0</u>            | <u>0</u>             | <u>0</u>            |
| 57101   | Principal  | 0                  | 0                   | 0                    | 0                   |
| 57201   | Interest   | 0                  | 0                   | 0                    | 0                   |
| 57301   | Other Debt Service Costs                         | 0                  | 0                   | 0                    | 0                   |
|         | DEBT SERVICE                                     | <u>0</u>           | <u>0</u>            | <u>0</u>             | <u>0</u>            |
| 58101   | Aids to Governmental Agencies                    | 0                  | 0                   | 0                    | 0                   |
| 58201   | Aids to Private Organizations                    | 0                  | 0                   | 0                    | 0                   |
| 58301   | Other Grants and Aids                            | 0                  | 0                   | 0                    | 0                   |
|         | GRANTS AND AIDS                                  | <u>0</u>           | <u>0</u>            | <u>0</u>             | <u>0</u>            |
| 59101   | Transfers  | 0                  | 0                   | 0                    | 0                   |
| 59801   | Reserves   | 0                  | 0                   | 0                    | 0                   |
|         | NON-OPERATING COSTS                              | <u>0</u>           | <u>0</u>            | <u>0</u>             | <u>0</u>            |
|         | TOTAL BUDGET                                     | <u>\$ 192,796</u>  | <u>\$ 154,124</u>   | <u>\$ 156,483</u>    | <u>\$ 156,483</u>   |
|         | RESOURCES  |                    |                     |                      |                     |
|         | ABRC-Facilities Fees                             | \$ 14,008          | \$ 13,775           | \$ 13,300            | 13,300              |
|         | Park User Fees                                   | 1,935              | 1,900               | 1,900                | 1,900               |
|         | Youth Athletic Association Fees                  | 0                  | 0                   | 0                    | 0                   |
|         | General Fund Revenues                            | 176,853            | 138,449             | 141,283              | 141,283             |
|         | TOTAL REVENUES                                   | <u>\$ 192,796</u>  | <u>\$ 154,124</u>   | <u>\$ 156,483</u>    | <u>\$ 156,483</u>   |

FUND: 001 - General Fund  
 FUNCTION: Culture/Recreation  
 ACTIVITY: Parks and Recreation

DEPARTMENT: Parks and Recreation  
 DIVISION: 350232 - Parks and Recreation  
 COST CENTER: Adult Sports

| Account   | Title  | Actual<br>FY 18-19 | Adopted<br>FY 19-20 | Proposed<br>FY 20-21 | Adopted<br>FY 20-21 |
|-----------|--|--------------------|---------------------|----------------------|---------------------|
| 51101     | Executive Salaries                               | \$ 0               | \$ 0                | \$ 0                 | 0                   |
| 51201     | Regular Salaries & Wages                         | 17,710             | 18,181              | 18,178               | 18,178              |
| 51301     | Other Salaries & Wages                           | 0                  | 0                   | 0                    | 0                   |
| 51401     | Overtime   | 0                  | 0                   | 0                    | 0                   |
| 51501     | Special pay                                      | 0                  | 0                   | 0                    | 0                   |
| 52101     | FICA Taxes                                       | 1,340              | 1,391               | 1,391                | 1,391               |
| 52201     | Retirement Contributions                         | 1,474              | 1,540               | 1,818                | 1,818               |
| 52301     | Life & Health Insurance                          | 4,044              | 5,500               | 5,500                | 5,500               |
| 52401     | Workers' Compensation                            | 657                | 589                 | 676                  | 676                 |
| 52501     | Unemployment Compensation                        | 0                  | 0                   | 0                    | 0                   |
|           | PERSONNEL COSTS                                  | <u>25,225</u>      | <u>27,201</u>       | <u>27,563</u>        | <u>27,563</u>       |
| 53101     | Professional Services                            | 0                  | 0                   | 0                    | 0                   |
| 53201     | Accounting & Auditing                            | 0                  | 0                   | 0                    | 0                   |
| 53301     | Court Reporter Services                          | 0                  | 0                   | 0                    | 0                   |
| 53401     | Other Contractual Services                       | 16,400             | 13,600              | 13,600               | 13,600              |
| 53501     | Investigations                                   | 0                  | 0                   | 0                    | 0                   |
| 53601     | Pension Benefits                                 | 0                  | 0                   | 0                    | 0                   |
| 54001     | Travel & Per Diem                                | 0                  | 0                   | 0                    | 0                   |
| 54101     | Communications                                   | 2,378              | 2,488               | 2,488                | 2,488               |
| 54201     | Postage & Freight                                | 0                  | 0                   | 0                    | 0                   |
| 54301     | Utility Services                                 | 0                  | 0                   | 0                    | 0                   |
| 54401     | Rentals & Leases                                 | 0                  | 0                   | 0                    | 0                   |
| 54501     | Insurance  | 0                  | 0                   | 0                    | 0                   |
| 54601     | Repair & Maintenance Services                    | 0                  | 0                   | 0                    | 0                   |
| 54701     | Printing & Binding                               | 0                  | 0                   | 0                    | 0                   |
| 54801     | Promotional Activities                           | 0                  | 0                   | 0                    | 0                   |
| 54901     | Other Current Charges & Obligations              | 0                  | 0                   | 0                    | 0                   |
| 55101     | Office Supplies                                  | 0                  | 0                   | 0                    | 0                   |
| 55201     | Operating Supplies                               | 1,182              | 1,487               | 1,487                | 1,487               |
| 55301     | Road Materials & Supplies                        | 0                  | 0                   | 0                    | 0                   |
| 55401     | Books, Publications, Subscriptions & Memberships | 0                  | 0                   | 0                    | 0                   |
| 55501     | Training & Registrations                         | 0                  | 0                   | 0                    | 0                   |
| 55801     | Bad Debt   | 0                  | 0                   | 0                    | 0                   |
| 55901     | Depreciation                                     | 0                  | 0                   | 0                    | 0                   |
|           | OPERATING COSTS                                  | <u>19,960</u>      | <u>17,575</u>       | <u>17,575</u>        | <u>17,575</u>       |
| 56101     | Land   | 0                  | 0                   | 0                    | 0                   |
| 56201     | Buildings  | 0                  | 0                   | 0                    | 0                   |
| 56301     | Improvements Other Than Buildings                | 0                  | 0                   | 0                    | 0                   |
| 56401     | Machinery & Equipment                            | 0                  | 0                   | 0                    | 0                   |
| 56501     | Construction in Progress                         | 0                  | 0                   | 0                    | 0                   |
| 56601     | Books, Publications & Library Materials          | 0                  | 0                   | 0                    | 0                   |
|           | CAPITAL OUTLAY                                   | <u>0</u>           | <u>0</u>            | <u>0</u>             | <u>0</u>            |
| 57101     | Principal  | 0                  | 0                   | 0                    | 0                   |
| 57201     | Interest   | 0                  | 0                   | 0                    | 0                   |
| 57301     | Other Debt Service Costs                         | 0                  | 0                   | 0                    | 0                   |
|           | DEBT SERVICE                                     | <u>0</u>           | <u>0</u>            | <u>0</u>             | <u>0</u>            |
| 58101     | Aids to Governmental Agencies                    | 0                  | 0                   | 0                    | 0                   |
| 58201     | Aids to Private Organizations                    | 0                  | 0                   | 0                    | 0                   |
| 58301     | Other Grants and Aids                            | 0                  | 0                   | 0                    | 0                   |
|           | GRANTS AND AIDS                                  | <u>0</u>           | <u>0</u>            | <u>0</u>             | <u>0</u>            |
| 59101     | Transfers  | 0                  | 0                   | 0                    | 0                   |
| 59801     | Reserves   | 0                  | 0                   | 0                    | 0                   |
|           | NON-OPERATING COSTS                              | <u>0</u>           | <u>0</u>            | <u>0</u>             | <u>0</u>            |
|           | TOTAL BUDGET                                     | <u>\$ 45,185</u>   | <u>\$ 44,776</u>    | <u>\$ 45,138</u>     | <u>\$ 45,138</u>    |
| RESOURCES |  |                    |                     |                      |                     |
|           | Adult Softball Revenues                          | \$ 33,880          | \$ 28,500           | \$ 28,500            | 28,500              |
|           | General Fund Revenues                            | 11,305             | 16,276              | 16,638               | 16,638              |
|           | TOTAL REVENUES                                   | <u>\$ 45,185</u>   | <u>\$ 44,776</u>    | <u>\$ 45,138</u>     | <u>\$ 45,138</u>    |



FUND: 001 - General Fund  
 FUNCTION: Culture/Recreation  
 ACTIVITY: Parks and Recreation

DEPARTMENT: Parks and Recreation  
 DIVISION: Parks and Recreation  
 COST CENTER: 350204 - Lake Stone

| Account | Title  | Actual<br>FY 18-19 | Adopted<br>FY 19-20 | Proposed<br>FY 20-21 | Adopted<br>FY 20-21 |
|---------|--|--------------------|---------------------|----------------------|---------------------|
| 51101   | Executive Salaries                               | \$ 0               | \$ 0                | \$ 0                 | 0                   |
| 51201   | Regular Salaries & Wages                         | 0                  | 0                   | 0                    | 0                   |
| 51301   | Other Salaries & Wages                           | 0                  | 0                   | 0                    | 0                   |
| 51401   | Overtime   | 0                  | 0                   | 0                    | 0                   |
| 51501   | Special pay                                      | 0                  | 0                   | 0                    | 0                   |
| 52101   | FICA Taxes                                       | 0                  | 0                   | 0                    | 0                   |
| 52201   | Retirement Contributions                         | 0                  | 0                   | 0                    | 0                   |
| 52301   | Life & Health Insurance                          | 0                  | 0                   | 0                    | 0                   |
| 52401   | Workers' Compensation                            | 0                  | 0                   | 0                    | 0                   |
| 52501   | Unemployment Compensation                        | 0                  | 0                   | 0                    | 0                   |
|         | PERSONNEL COSTS                                  | <u>0</u>           | <u>0</u>            | <u>0</u>             | <u>0</u>            |
| 53101   | Professional Services                            | 0                  | 0                   | 0                    | 0                   |
| 53201   | Accounting & Auditing                            | 0                  | 0                   | 0                    | 0                   |
| 53301   | Court Reporter Services                          | 0                  | 0                   | 0                    | 0                   |
| 53401   | Other Contractual Services                       | 11,530             | 11,640              | 11,640               | 11,640              |
| 53501   | Investigations                                   | 0                  | 0                   | 0                    | 0                   |
| 53601   | Pension Benefits                                 | 0                  | 0                   | 0                    | 0                   |
| 54001   | Travel & Per Diem                                | 0                  | 0                   | 0                    | 0                   |
| 54101   | Communications                                   | 789                | 1,164               | 1,164                | 1,164               |
| 54201   | Postage & Freight                                | 0                  | 0                   | 0                    | 0                   |
| 54301   | Utility Services                                 | 32,156             | 37,320              | 37,320               | 37,320              |
| 54401   | Rentals & Leases                                 | 0                  | 0                   | 0                    | 0                   |
| 54501   | Insurance  | 0                  | 0                   | 0                    | 0                   |
| 54601   | Repair & Maintenance Services                    | 1,001              | 4,073               | 4,073                | 4,073               |
| 54701   | Printing & Binding                               | 123                | 300                 | 300                  | 300                 |
| 54801   | Promotional Activities                           | 0                  | 0                   | 0                    | 0                   |
| 54901   | Other Current Charges & Obligations              | 308                | 308                 | 308                  | 308                 |
| 55101   | Office Supplies                                  | 0                  | 0                   | 0                    | 0                   |
| 55201   | Operating Supplies                               | 2,722              | 833                 | 833                  | 833                 |
| 55301   | Road Materials & Supplies                        | 0                  | 0                   | 0                    | 0                   |
| 55401   | Books, Publications, Subscriptions & Memberships | 0                  | 0                   | 0                    | 0                   |
| 55501   | Training & Registrations                         | 0                  | 0                   | 0                    | 0                   |
| 55801   | Bad Debts  | 0                  | 0                   | 0                    | 0                   |
| 55901   | Depreciation                                     | 0                  | 0                   | 0                    | 0                   |
|         | OPERATING COSTS                                  | <u>48,629</u>      | <u>55,638</u>       | <u>55,638</u>        | <u>55,638</u>       |
| 56101   | Land   | 0                  | 0                   | 0                    | 0                   |
| 56201   | Buildings  | 0                  | 0                   | 0                    | 0                   |
| 56301   | Improvements Other Than Buildings                | 0                  | 0                   | 0                    | 0                   |
| 56401   | Machinery & Equipment                            | 0                  | 0                   | 0                    | 0                   |
| 56501   | Construction in Progress                         | 0                  | 0                   | 0                    | 0                   |
| 56601   | Books, Publications & Library Materials          | 0                  | 0                   | 0                    | 0                   |
|         | CAPITAL OUTLAY                                   | <u>0</u>           | <u>0</u>            | <u>0</u>             | <u>0</u>            |
| 57101   | Principal  | 0                  | 0                   | 0                    | 0                   |
| 57201   | Interest   | 0                  | 0                   | 0                    | 0                   |
| 57301   | Other Debt Service Costs                         | 0                  | 0                   | 0                    | 0                   |
|         | DEBT SERVICE                                     | <u>0</u>           | <u>0</u>            | <u>0</u>             | <u>0</u>            |
| 58101   | Aids to Governmental Agencies                    | 0                  | 0                   | 0                    | 0                   |
| 58201   | Aids to Private Organizations                    | 0                  | 0                   | 0                    | 0                   |
| 58301   | Other Grants and Aids                            | 0                  | 0                   | 0                    | 0                   |
|         | GRANTS AND AIDS                                  | <u>0</u>           | <u>0</u>            | <u>0</u>             | <u>0</u>            |
| 59101   | Transfers  | 0                  | 0                   | 0                    | 0                   |
| 59801   | Reserves   | 0                  | 0                   | 0                    | 0                   |
|         | NON-OPERATING COSTS                              | <u>0</u>           | <u>0</u>            | <u>0</u>             | <u>0</u>            |
|         | TOTAL BUDGET                                     | <u>\$ 48,629</u>   | <u>\$ 55,638</u>    | <u>\$ 55,638</u>     | <u>\$ 55,638</u>    |

RESOURCES

|                         |                  |                  |                  |                  |
|-------------------------|------------------|------------------|------------------|------------------|
| Lake Stone Camping Fees | \$ 56,243        | \$ 40,850        | \$ 43,700        | \$ 43,700        |
| General Fund Revenues   | (7,614)          | 14,788           | 11,938           | 11,938           |
| TOTAL REVENUES          | <u>\$ 48,629</u> | <u>\$ 55,638</u> | <u>\$ 55,638</u> | <u>\$ 55,638</u> |

FUND: 001 - General Fund  
 FUNCTION: Culture/Recreation  
 ACTIVITY: Parks and Recreation

DEPARTMENT: Parks and Recreation  
 DIVISION: Parks and Recreation  
 COST CENTER: 350226 - Parks Maintenance

| Account   | Title  | Actual<br>FY 18-19 | Adopted<br>FY 19-20 | Proposed<br>FY 20-21 | Adopted<br>FY 20-21 |
|-----------|--|--------------------|---------------------|----------------------|---------------------|
| 51101     | Executive Salaries                               | \$ 0               | \$ 0                | \$ 0                 | 0                   |
| 51201     | Regular Salaries & Wages                         | 557,778            | 604,399             | 592,966              | 592,966             |
| 51301     | Other Salaries & Wages                           | 0                  | 0                   | 0                    | 0                   |
| 51401     | Overtime   | 0                  | 0                   | 0                    | 0                   |
| 51501     | Special pay                                      | 0                  | 0                   | 0                    | 0                   |
| 52101     | FICA Taxes                                       | 42,633             | 46,236              | 45,361               | 45,361              |
| 52201     | Retirement Contributions                         | 51,331             | 57,368              | 66,327               | 66,327              |
| 52301     | Life & Health Insurance                          | 157,384            | 146,800             | 146,800              | 146,800             |
| 52401     | Workers' Compensation                            | 21,138             | 18,993              | 21,580               | 21,580              |
| 52501     | Unemployment Compensation                        | 0                  | 0                   | 0                    | 0                   |
|           | PERSONNEL COSTS                                  | 830,263            | 873,796             | 873,034              | 873,034             |
| 53101     | Professional Services                            | 0                  | 0                   | 0                    | 0                   |
| 53201     | Accounting & Auditing                            | 0                  | 0                   | 0                    | 0                   |
| 53301     | Court Reporter Services                          | 0                  | 0                   | 0                    | 0                   |
| 53401     | Other Contractual Services                       | 0                  | 0                   | 0                    | 0                   |
| 53501     | Investigations                                   | 0                  | 0                   | 0                    | 0                   |
| 53601     | Pension Benefits                                 | 0                  | 0                   | 0                    | 0                   |
| 54001     | Travel & Per Diem                                | 0                  | 0                   | 0                    | 0                   |
| 54101     | Communications                                   | 8,575              | 10,292              | 11,508               | 11,508              |
| 54201     | Postage & Freight                                | 105                | 110                 | 110                  | 110                 |
| 54301     | Utility Services                                 | 116,320            | 120,726             | 121,626              | 121,626             |
| 54401     | Rentals & Leases                                 | 600                | 2,025               | 2,025                | 2,025               |
| 54501     | Insurance  | 0                  | 0                   | 0                    | 0                   |
| 54601     | Repair & Maintenance Services                    | 75,144             | 124,820             | 124,820              | 124,820             |
| 54701     | Printing & Binding                               | 0                  | 0                   | 0                    | 0                   |
| 54801     | Promotional Activities                           | 0                  | 0                   | 0                    | 0                   |
| 54901     | Other Current Charges & Obligations              | 225                | 625                 | 625                  | 625                 |
| 54931     | Host Ordinance Items                             | 0                  | 0                   | 0                    | 0                   |
| 55101     | Office Supplies                                  | 2,061              | 3,000               | 3,000                | 3,000               |
| 55201     | Operating Supplies                               | 86,297             | 87,675              | 87,940               | 87,940              |
| 55204     | Fuel   | 50,759             | 62,475              | 63,600               | 63,600              |
| 55401     | Books, Publications, Subscriptions & Memberships | 0                  | 0                   | 0                    | 0                   |
| 55501     | Training & Registrations                         | 0                  | 800                 | 800                  | 800                 |
| 55801     | Bad Debt   | 0                  | 0                   | 0                    | 0                   |
| 55901     | Depreciation                                     | 0                  | 0                   | 0                    | 0                   |
|           | OPERATING COSTS                                  | 340,086            | 412,548             | 416,054              | 416,054             |
| 56101     | Land   | 0                  | 0                   | 0                    | 0                   |
| 56201     | Buildings  | 0                  | 0                   | 0                    | 0                   |
| 56301     | Improvements Other Than Buildings                | 0                  | 0                   | 0                    | 0                   |
| 56401     | Machinery & Equipment                            | 1,766              | 0                   | 0                    | 0                   |
| 56501     | Construction in Progress                         | 0                  | 0                   | 0                    | 0                   |
| 56601     | Books, Publications & Library Materials          | 0                  | 0                   | 0                    | 0                   |
|           | CAPITAL OUTLAY                                   | 1,766              | 0                   | 0                    | 0                   |
| 57101     | Principal  | 0                  | 0                   | 0                    | 0                   |
| 57201     | Interest   | 0                  | 0                   | 0                    | 0                   |
| 57301     | Other Debt Service Costs                         | 0                  | 0                   | 0                    | 0                   |
|           | DEBT SERVICE                                     | 0                  | 0                   | 0                    | 0                   |
| 58101     | Aids to Governmental Agencies                    | 0                  | 0                   | 0                    | 0                   |
| 58201     | Aids to Private Organizations                    | 0                  | 0                   | 0                    | 0                   |
| 58301     | Other Grants and Aids                            | 0                  | 0                   | 0                    | 0                   |
|           | GRANTS AND AIDS                                  | 0                  | 0                   | 0                    | 0                   |
| 59101     | Transfers  | 0                  | 0                   | 0                    | 0                   |
| 59801     | Reserves   | 0                  | 0                   | 0                    | 0                   |
|           | NON-OPERATING COSTS                              | 0                  | 0                   | 0                    | 0                   |
|           | TOTAL BUDGET                                     | \$ 1,172,115       | \$ 1,286,344        | \$ 1,289,088         | \$ 1,289,088        |
| RESOURCES |  |                    |                     |                      |                     |
|           | General Fund Revenues                            | \$ 1,172,115       | \$ 1,286,344        | \$ 1,261,188         | \$ 1,261,188        |
|           | Transfer from Fund 401                           | 0                  | 0                   | 27,900               | 27,900              |
|           | TOTAL REVENUES                                   | \$ 1,172,115       | \$ 1,286,344        | \$ 1,289,088         | \$ 1,289,088        |

FUND: 101 - Escambia County Restricted Fund  
 FUNCTION: Culture/Recreation  
 ACTIVITY: Parks and Recreation

DEPARTMENT: Parks and Recreation  
 DIVISION: Parks and Recreation  
 COST CENTER: 350237 - Rents-Parks Community Centers

| Account   | Title  | Actual<br>FY 18-19 | Adopted<br>FY 19-20 | Proposed<br>FY 20-21 | Adopted<br>FY 20-21 |
|-----------|--|--------------------|---------------------|----------------------|---------------------|
| 51101     | Executive Salaries                               | \$ 0               | \$ 0                | \$ 0                 | 0                   |
| 51201     | Regular Salaries & Wages                         | 0                  | 0                   | 0                    | 0                   |
| 51301     | Other Salaries & Wages                           | 0                  | 0                   | 0                    | 0                   |
| 51401     | Overtime   | 0                  | 0                   | 0                    | 0                   |
| 51501     | Special pay                                      | 0                  | 0                   | 0                    | 0                   |
| 52101     | FICA Taxes                                       | 0                  | 0                   | 0                    | 0                   |
| 52201     | Retirement Contributions                         | 0                  | 0                   | 0                    | 0                   |
| 52301     | Life & Health Insurance                          | 0                  | 0                   | 0                    | 0                   |
| 52401     | Workers' Compensation                            | 0                  | 0                   | 0                    | 0                   |
| 52501     | Unemployment Compensation                        | 0                  | 0                   | 0                    | 0                   |
|           | PERSONNEL COSTS                                  | 0                  | 0                   | 0                    | 0                   |
| 53101     | Professional Services                            | 0                  | 0                   | 0                    | 0                   |
| 53201     | Accounting & Auditing                            | 0                  | 0                   | 0                    | 0                   |
| 53301     | Court Reporter Services                          | 0                  | 0                   | 0                    | 0                   |
| 53401     | Other Contractual Services                       | 1,840              | 2,000               | 2,120                | 2,120               |
| 53501     | Investigations                                   | 0                  | 0                   | 0                    | 0                   |
| 53601     | Pension Benefits                                 | 0                  | 0                   | 0                    | 0                   |
| 54001     | Travel & Per Diem                                | 0                  | 0                   | 0                    | 0                   |
| 54101     | Communications                                   | 2,285              | 3,638               | 2,388                | 2,388               |
| 54201     | Postage & Freight                                | 0                  | 0                   | 0                    | 0                   |
| 54301     | Utility Services                                 | 904                | 960                 | 960                  | 960                 |
| 54401     | Rentals & Leases                                 | 0                  | 0                   | 0                    | 0                   |
| 54501     | Insurance  | 0                  | 0                   | 0                    | 0                   |
| 54601     | Repair & Maintenance Services                    | 0                  | 727                 | 927                  | 927                 |
| 54701     | Printing & Binding                               | 0                  | 0                   | 0                    | 0                   |
| 54801     | Promotional Activities                           | 0                  | 0                   | 0                    | 0                   |
| 54901     | Other Current Charges & Obligations              | 0                  | 0                   | 0                    | 0                   |
| 55101     | Office Supplies                                  | 0                  | 0                   | 0                    | 0                   |
| 55201     | Operating Supplies                               | 2,120              | 750                 | 1,680                | 1,680               |
| 55301     | Road Materials & Supplies                        | 0                  | 0                   | 0                    | 0                   |
| 55401     | Books, Publications, Subscriptions & Memberships | 0                  | 0                   | 0                    | 0                   |
| 55501     | Training & Registrations                         | 0                  | 0                   | 0                    | 0                   |
| 55801     | Bad Debt   | 0                  | 0                   | 0                    | 0                   |
| 55901     | Depreciation                                     | 0                  | 0                   | 0                    | 0                   |
|           | OPERATING COSTS                                  | 7,148              | 8,075               | 8,075                | 8,075               |
| 56101     | Land   | 0                  | 0                   | 0                    | 0                   |
| 56201     | Buildings  | 0                  | 0                   | 0                    | 0                   |
| 56301     | Improvements Other Than Buildings                | 0                  | 0                   | 0                    | 0                   |
| 56401     | Machinery & Equipment                            | 0                  | 0                   | 0                    | 0                   |
| 56501     | Construction in Progress                         | 0                  | 0                   | 0                    | 0                   |
| 56601     | Books, Publications & Library Materials          | 0                  | 0                   | 0                    | 0                   |
|           | CAPITAL OUTLAY                                   | 0                  | 0                   | 0                    | 0                   |
| 57101     | Principal  | 0                  | 0                   | 0                    | 0                   |
| 57201     | Interest   | 0                  | 0                   | 0                    | 0                   |
| 57301     | Other Debt Service Costs                         | 0                  | 0                   | 0                    | 0                   |
|           | DEBT SERVICE                                     | 0                  | 0                   | 0                    | 0                   |
| 58101     | Aids to Governmental Agencies                    | 0                  | 0                   | 0                    | 0                   |
| 58201     | Aids to Private Organizations                    | 0                  | 0                   | 0                    | 0                   |
| 58301     | Other Grants and Aids                            | 0                  | 0                   | 0                    | 0                   |
|           | GRANTS AND AIDS                                  | 0                  | 0                   | 0                    | 0                   |
| 59101     | Transfers  | 0                  | 0                   | 0                    | 0                   |
| 59801     | Reserves   | 0                  | 0                   | 0                    | 0                   |
|           | NON-OPERATING COSTS                              | 0                  | 0                   | 0                    | 0                   |
|           | TOTAL BUDGET                                     | \$ 7,148           | \$ 8,075            | \$ 8,075             | \$ 8,075            |
| RESOURCES |  |                    |                     |                      |                     |
|           | Rents-Parks Community Centers                    | \$ 6,677           | \$ 6,650            | \$ 6,365             | \$ 6,365            |
|           | Park Activity Fees                               | 0                  | 0                   | 1,710                | 1,710               |
|           | Fund Balance                                     | 472                | 1,425               | 0                    | 0                   |
|           | TOTAL REVENUES                                   | \$ 7,148           | \$ 8,075            | \$ 8,075             | \$ 8,075            |

FUND: 101 - Escambia County Restricted Fund  
 FUNCTION: Culture/Recreation  
 ACTIVITY: Parks and Recreation

DEPARTMENT: Parks and Recreation  
 DIVISION: Parks and Recreation  
 COST CENTER: 350236 - Pensacola Fishing Bridge

| Account   | Title  | Actual<br>FY 18-19 | Adopted<br>FY 19-20 | Proposed<br>FY 20-21 | Adopted<br>FY 20-21 |
|-----------|--|--------------------|---------------------|----------------------|---------------------|
| 51101     | Executive Salaries                               | \$ 0               | \$ 0                | \$ 0                 | 0                   |
| 51201     | Regular Salaries & Wages                         | 3,757              | 3,933               | 3,933                | 3,933               |
| 51301     | Other Salaries & Wages                           | 0                  | 0                   | 0                    | 0                   |
| 51401     | Overtime   | 0                  | 0                   | 0                    | 0                   |
| 51501     | Special pay                                      | 0                  | 0                   | 0                    | 0                   |
| 52101     | FICA Taxes                                       | 260                | 301                 | 301                  | 301                 |
| 52201     | Retirement Contributions                         | 313                | 333                 | 393                  | 393                 |
| 52301     | Life & Health Insurance                          | 796                | 1,000               | 1,000                | 1,000               |
| 52401     | Workers' Compensation                            | 7                  | 5                   | 6                    | 6                   |
| 52501     | Unemployment Compensation                        | 0                  | 0                   | 0                    | 0                   |
|           | PERSONNEL COSTS                                  | <u>5,132</u>       | <u>5,572</u>        | <u>5,633</u>         | <u>5,633</u>        |
| 53101     | Professional Services                            | 0                  | 0                   | 0                    | 0                   |
| 53201     | Accounting & Auditing                            | 0                  | 0                   | 0                    | 0                   |
| 53301     | Court Reporter Services                          | 0                  | 0                   | 0                    | 0                   |
| 53401     | Other Contractual Services                       | 3,310              | 3,900               | 3,900                | 3,900               |
| 53501     | Investigations                                   | 0                  | 0                   | 0                    | 0                   |
| 53601     | Pension Benefits                                 | 0                  | 0                   | 0                    | 0                   |
| 54001     | Travel & Per Diem                                | 0                  | 0                   | 0                    | 0                   |
| 54101     | Communications                                   | 0                  | 0                   | 0                    | 0                   |
| 54201     | Postage & Freight                                | 0                  | 0                   | 0                    | 0                   |
| 54301     | Utility Services                                 | 12,837             | 11,016              | 11,478               | 11,478              |
| 54401     | Rentals & Leases                                 | 0                  | 0                   | 0                    | 0                   |
| 54501     | Insurance  | 0                  | 0                   | 0                    | 0                   |
| 54601     | Repair & Maintenance Services                    | 1,876              | 228                 | 600                  | 600                 |
| 54701     | Printing & Binding                               | 0                  | 0                   | 0                    | 0                   |
| 54801     | Promotional Activities                           | 0                  | 0                   | 0                    | 0                   |
| 54901     | Other Current Charges & Obligations              | 502                | 502                 | 548                  | 548                 |
| 54931     | Host Ordinance Items                             | 0                  | 0                   | 0                    | 0                   |
| 55101     | Office Supplies                                  | 0                  | 0                   | 0                    | 0                   |
| 55201     | Operating Supplies                               | 11,319             | 13,937              | 11,902               | 11,902              |
| 55301     | Road Materials & Supplies                        | 0                  | 0                   | 0                    | 0                   |
| 55401     | Books, Publications, Subscriptions & Memberships | 0                  | 0                   | 0                    | 0                   |
| 55501     | Training & Registrations                         | 0                  | 0                   | 0                    | 0                   |
| 55801     | Bad Debts  | 0                  | 0                   | 0                    | 0                   |
| 55901     | Depreciation                                     | 0                  | 0                   | 0                    | 0                   |
|           | OPERATING COSTS                                  | <u>29,844</u>      | <u>29,583</u>       | <u>28,428</u>        | <u>28,428</u>       |
| 56101     | Land   | 0                  | 0                   | 0                    | 0                   |
| 56201     | Buildings  | 0                  | 0                   | 0                    | 0                   |
| 56301     | Improvements Other Than Buildings                | 0                  | 0                   | 0                    | 0                   |
| 56401     | Machinery & Equipment                            | 0                  | 0                   | 0                    | 0                   |
| 56501     | Construction in Progress                         | 0                  | 0                   | 0                    | 0                   |
| 56601     | Books, Publications & Library Materials          | 0                  | 0                   | 0                    | 0                   |
|           | CAPITAL OUTLAY                                   | <u>0</u>           | <u>0</u>            | <u>0</u>             | <u>0</u>            |
| 57101     | Principal  | 0                  | 0                   | 0                    | 0                   |
| 57201     | Interest   | 0                  | 0                   | 0                    | 0                   |
| 57301     | Other Debt Service Costs                         | 0                  | 0                   | 0                    | 0                   |
|           | DEBT SERVICE                                     | <u>0</u>           | <u>0</u>            | <u>0</u>             | <u>0</u>            |
| 58101     | Aids to Governmental Agencies                    | 0                  | 0                   | 0                    | 0                   |
| 58201     | Aids to Private Organizations                    | 0                  | 0                   | 0                    | 0                   |
| 58301     | Other Grants and Aids                            | 0                  | 0                   | 0                    | 0                   |
|           | GRANTS AND AIDS                                  | <u>0</u>           | <u>0</u>            | <u>0</u>             | <u>0</u>            |
| 59101     | Transfers  | 0                  | 0                   | 0                    | 0                   |
| 59801     | Reserves   | 0                  | 0                   | 139                  | 139                 |
|           | NON-OPERATING COSTS                              | <u>0</u>           | <u>0</u>            | <u>139</u>           | <u>139</u>          |
|           | TOTAL BUDGET                                     | <u>\$ 34,976</u>   | <u>\$ 35,155</u>    | <u>\$ 34,200</u>     | <u>\$ 34,200</u>    |
| RESOURCES |  |                    |                     |                      |                     |
|           | Fishing Bridge Fees                              | \$ 28,722          | \$ 28,500           | \$ 34,200            | \$ 34,200           |
|           | Fund Balance                                     | 6,254              | 6,655               | 0                    | 0                   |
|           | TOTAL REVENUES                                   | <u>\$ 34,976</u>   | <u>\$ 35,155</u>    | <u>\$ 34,200</u>     | <u>\$ 34,200</u>    |

# PUBLIC SAFETY DEPARTMENT



The mission of the Escambia County Public Safety Department is to provide security and safety for all residents and patrons in the county through oversight and execution of strategic, operational practices. The department also continues to improve community and first responder safety through training, technology, fleet upgrades and increased community visibility, as well as enhancing collaborations across all public safety bureaus. Department divisions include Emergency Communications, Emergency Medical Services, Emergency Management, Escambia County Fire Rescue, Pensacola Beach Water Safety and Business Operations.

# Objectives

## Communications

- Implement integrated SMS text messaging into 9-1-1
- Move North Site radio equipment into “new” shelter
- Submit grant proposal for GIS remediation and software
- Submit grant proposal for 9-1-1 Recorder Refresh
- Upgrade Motorola radio software and hardware

## Emergency Management

- Provide community paramedicine as well as educate the public by attending special events
- Integrate a system providing non-emergent / emergent transfers from the free-standing ER's in the community
- Develop a program to reinstate the auxiliary program at ECEMS
- Fill vacant full-time positions within the EMS Department
- Develop risk shelter public education resources
- Enhance public education and notification of disasters situations
- Provide outreach to citizens for better preparedness

## Fire Rescue

- Enhance FF-I training
- Enhance volunteer FF recruitment and retention
- Continue to explore and institute diversity firefighter recruiting programs
- Continue community outreach of fire prevention programs
- Plan for training facility location in Cantonment
- Reduce repair and maintenance costs for apparatus
- Full staffing of all companies
- Explore and apply for more grant funding
- Create and implement volunteer coordinator position for South-end (9 Mile Rd South)
- Schedule regular meetings with District Chiefs
- Research new incident reporting system to replace Firehouse

## Water Safety

- Host two-week Junior Lifeguard program twice during the summer
- Provide water safety education through public speaking at area organizations, public and private

# Accomplishments

- ▶ Communications answered and processed a total of 338,919 calls
- ▶ EMS graduated five more paramedics and have six EMT's enrolled for medic school beginning in August
- ▶ Emergency Management participated in 29+ public outreach/education programs reaching thousands of residents and business owners encouraging them to actively participate in preparing for and mitigating against future disasters
- ▶ Emergency Management participated in multi-agency disaster exercises which included the annual Florida Statewide Hurricane Exercise, Pensacola International Airport Aircraft Incident Exercise, and several multi-agency tabletop exercises focusing on response and recovery activities
- ▶ All firefighters were outfitted with new Self-Contained Breathing Apparatus
- ▶ Fire received four new Pierce fire engines
- ▶ Fire installed 103 smoke detectors and carbon monoxide devices

## FUNDING PRIORITIES FY 2020 – 21

| Major Issues Funded                   | Amount             |
|---------------------------------------|--------------------|
| <b>Emergency Medical Service</b>      |                    |
| Repair and Maintenance                | \$1,116,270        |
| Medical and Pharmaceutical Supplies   | \$924,420          |
| Paramedic School Program              | \$30,000           |
| <b>EMS Total</b>                      | <b>\$2,070,690</b> |
| <b>Fire Rescue</b>                    |                    |
| Repair and Maintenance                | \$1,005,500        |
| Gear and Firefighting Equipment       | \$585,000          |
| Volunteer Firefighter Stipend Program | \$420,000          |
| Smoke Detector Program                | \$20,000           |
| <b>Fire Total</b>                     | <b>\$2,030,500</b> |
| <b>Communications</b>                 |                    |
| P-25 Radio System                     | \$381,000          |
| Microwave Tower Maintenance           | \$100,000          |
| Cambium Radio Links                   | \$47,000           |
| <b>E-911 Total</b>                    | <b>\$528,000</b>   |





# Performance Measures

|                                   | FY 2017 / 2018<br>Actual | FY 2018 / 2019<br>Actual | FY 2019 / 2020<br>(Estimate) | FY 2020 / 2021<br>(Estimate) |
|-----------------------------------|--------------------------|--------------------------|------------------------------|------------------------------|
| <b>EMERGENCY MEDICAL SERVICES</b> |                          |                          |                              |                              |
| Number of calls responded to      | 60,766                   | 55,000                   | 65,250                       | 67,053                       |
| Number of transports made         | 39,688                   | 40,000                   | 44,440                       | 43,592                       |

**Trauma Calls**

|                                 |       |                                     |     |
|---------------------------------|-------|-------------------------------------|-----|
| Motor Vehicle Accidents .....   | 5,177 | Stabbings .....                     | 125 |
| Falls .....                     | 4,619 | Gunshot wounds .....                | 201 |
| Assaults .....                  | 1,470 | Unspecified Stabbing or Gunshot.... | 63  |
| Vehicle versus Pedestrian ..... | 359   |                                     |     |

**Medical Calls**

|                       |       |                            |       |
|-----------------------|-------|----------------------------|-------|
| Cardiac Arrests ..... | 1,026 | Difficulty Breathing ..... | 4,778 |
| Chest Pain .....      | 4,166 | Strokes .....              | 1,251 |

**Special Event Coverage**

|   |     |
|---|-----|
| EMS Stand-By Events .....                         | 329 |
| Total ambulances provided to stand-by events..... | 374 |



# Performance Measures

|                                   | FY 2017 / 2018<br>Actual | FY 2018 / 2019<br>Actual | FY 2019 / 2020<br>(Estimate) | FY 2020 / 2021<br>(Estimate) |
|-----------------------------------|--------------------------|--------------------------|------------------------------|------------------------------|
| <b>FIRE – RESCUE</b>              |                          |                          |                              |                              |
| Number of calls responded to      | 15,950                   | 16,748                   | 17,585                       | 18,200                       |
| <b>COMMUNICATIONS</b>             |                          |                          |                              |                              |
| Number of 911 calls received      | 186,407                  | 191,000                  | 187,000                      | 182,000                      |
| Number of Fire – Rescue calls     | 13,355                   | 13,200                   | 16,128                       | 17,000                       |
| Number of EMS emergency calls     | 67,722                   | 69,000                   | 68,000                       | 70,000                       |
| Number of EMS non-emergency calls | 2,538                    | 1,500                    | 3,192                        | 3,300                        |
| <b>WATER SAFETY</b>               |                          |                          |                              |                              |
| Number of preventative actions    | 53,752                   | 69,742                   | 70,000                       | 75,000                       |
| Number of water rescues           | 331                      | 236                      | 200                          | 250                          |
| Major medical aid given           | 39                       | 76                       | 40                           | 50                           |
| Number of lost children located   | 117                      | 94                       | 65                           | 70                           |



# Benchmark Data

|  | Escambia County | Benchmark     |
|--|-----------------|---------------|
| Occurrences when alarms received on emergency lines answered within 15 seconds <sup>1</sup>        | 96.67%          | 95%           |
| Surveyed patients rating EMS Overall Quality of Care (Includes 911 Call) as excellent <sup>2</sup> | 63%             | 90%           |
| Recognition and alert of STEMI within 10 minutes of patient contact                                | 58%             | 95%           |
| Meeting NFPA 1720 Staffing and Response Plan <sup>4</sup>  | 86%             | 80%           |
| NFPA 1720/ North End Stations  | 42.7%           | See Table 1.1 |
| NFPA 1720/ South End Stations  | 27.2%           | See Table 1.2 |

Sources: 1) Professional Research Consultants comparing to similar services after annually interviewing 400 patients treated by Escambia County EMS • 2) Informer, Zoll Tablet PCR reporting software, Hospital HL7 Information Exchange

## Table 1.1 / NFPA 1720

| Demand Zone <sup>a</sup> | Demographics                       | Minimum Staff to Respond <sup>b</sup> | Response Time (Minutes) <sup>c</sup>  | Meets Objective |
|--------------------------|------------------------------------|---------------------------------------|---------------------------------------|-----------------|
| Urban area               | > 1,000 people/mi <sup>2</sup>     | 15                                    | 9                                     | 90%             |
| Suburban area            | 500 – 1,000 people/mi <sup>2</sup> | 10                                    | 10                                    | 80%             |
| Rural area               | < 500 people/mi <sup>2</sup>       | 6                                     | 14                                    | 80%             |
| Remote area              | Travel distance ≥ 8mi              | 4                                     | Directly dependent on travel distance | 90%             |
| Special risks            | Determined by AHJ                  | Determined by AHJ based on risk       | Determined by AHJ                     | 90%             |

## Table 1.1 / NFPA 1710

### 5.2.4.1 Initial Arriving Company

- 5.2.4.1.1 The fire department’s fire suppression resources shall be deployed to provide for the arrival of an engine company within a 240-second travel time to 90 percent of the incidents as established in Chapter 4.
- 5.2.4.1.2 Personnel assigned to the initial arriving company shall have the capability to implement an initial rapid intervention crew (IRIC).

### 5.2.4.2 Initial Full Alarm Assignment Capability

- 5.2.4.2.1 The fire department shall have the capability to deploy an initial full alarm assignment within a 480-second travel time to 90 percent of the incidents as established in Chapter 4.
- 5.2.4.2.2 The initial full alarm assignment to a structure fire in a typical 2000 ft<sup>2</sup> (186 m<sup>2</sup>), two-story single-family dwelling without basement and with no exposures shall provide for the following: - See more at: <http://www.nfpa.org/codes-and-standards/standards-development-process/safer-act-grant/nfpa-1710#sthash.taCqYvR2.dpuf>

\*Note: All data is quantifiable from statistical information retrieved from CAD and Firehouse.



## Statutory Responsibilities

### COMMUNICATIONS

F.S. 365.171-173; F.S. 633.01; BCC Sec. 18-2

### EMS

Escambia County Ordinance BCC Chapter 38; F.S. 401 and 125.01e;

### FIRE RESCUE

Escambia County Ordinance Chapter 50; F.S. 125.01d  
Florida Statutes 633, Fire Prevention and Control



## Significant Changes for FY 2020 - 21

- Purchase new replacement fire apparatus and staff vehicles
- Purchase state-of-the-art radios to replace older existing inventory
- Replace Station 2 and station 14
- Purchase a fire rescue boat
- Establish a temporary fire station for Paradise Beach community



## Goals

The goal of the Public Safety Department is to provide efficient and responsive services that protect life, property and preserve the community's environment.

**STAFFING ALLOCATION**

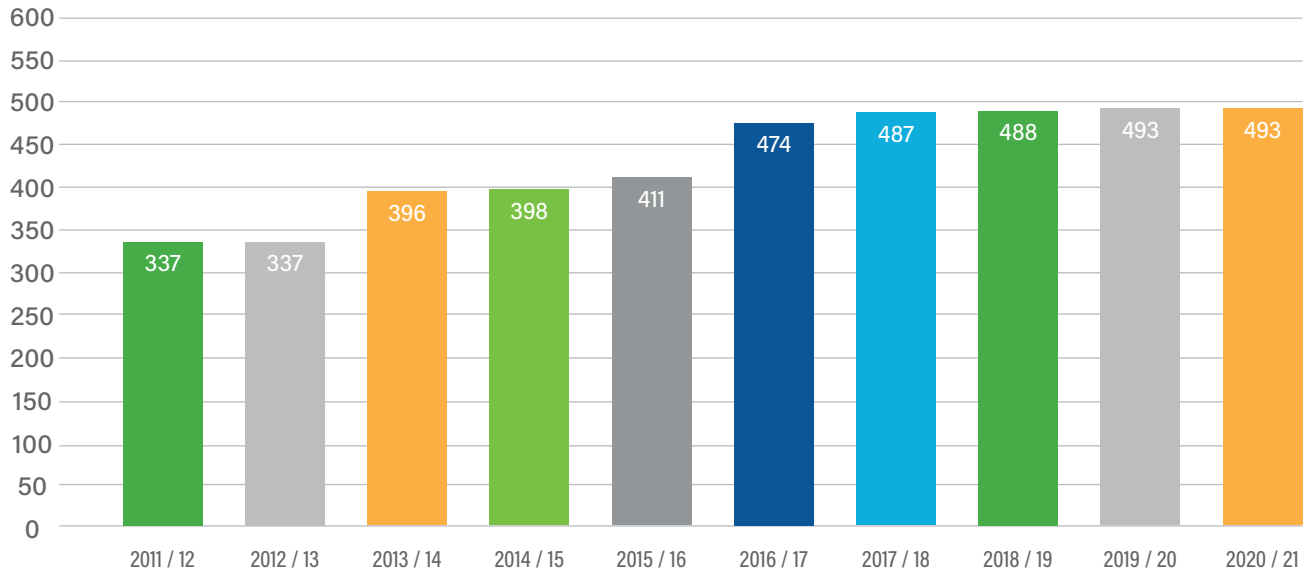
| Position Classification                  | Pay Grade | 2018-19 Authorized | 2019-20 Authorized | 2020-21 Adopted |
|--|-----------|--------------------|--------------------|-----------------|
| <b>Public Safety Administration</b>      |           |                    |                    |                 |
| Department Director III                  | E83       | 1                  | 1                  | 1               |
| Directors Aide                           | B32       | 1                  | 1                  | 1               |
| Medical Director*                        | E81       | 0                  | 0                  | 0               |
| Senior Office Support Assistant          | A12       | 1                  | 1                  | 1               |
| <b>TOTAL</b>                             |           | <b>3</b>           | <b>3</b>           | <b>3</b>        |
| <b>Santa Rosa Island Public Safety**</b> |           |                    |                    |                 |
| Chief of Water Safety                    | C52       | 1                  | 1                  | 1               |
| Senior Lifeguard                         | B23       | 2                  | 2                  | 2               |
| <b>TOTAL</b>                             |           | <b>3</b>           | <b>3</b>           | <b>3</b>        |
| <b>Business Operations</b>               |           |                    |                    |                 |
| Accounting Technician***                 | B21       | 1                  | 1                  | 1               |
| Division Manager***                      | D63       | 1                  | 1                  | 1               |
| Human Resources Associate I***           | B21       | 1                  | 1                  | 1               |
| <b>TOTAL</b>                             |           | <b>3</b>           | <b>3</b>           | <b>3</b>        |
| <b>EMS Billing Business Operations</b>   |           |                    |                    |                 |
| Accountant                               | C42       | 1                  | 1                  | 1               |
| Billing Manager                          | C43       | 1                  | 1                  | 1               |
| Medical Records Technician               | A13       | 3                  | 4                  | 4               |
| Senior Office Support Assistant          | A12       | 7                  | 6                  | 6               |
| <b>TOTAL</b>                             |           | <b>12</b>          | <b>12</b>          | <b>12</b>       |
| <b>Emergency Management</b>              |           |                    |                    |                 |
| Division Manager                         | D63       | 0                  | 0                  | 0               |
| Emergency Mgmt Division Manager          | D63       | 1                  | 1                  | 1               |
| Emergency Mgmt Ops Coordinator           | B32       | 1                  | 1                  | 1               |
| Emergency Operations Officer             | B22       | 0                  | 0                  | 0               |
| Emergency Planning Coordinator           | C41       | 1                  | 1                  | 1               |
| GIS Analyst****                          | GF1       | 1                  | 1                  | 1               |
| <b>TOTAL</b>                             |           | <b>4</b>           | <b>4</b>           | <b>4</b>        |
| <b>Communications</b>                    |           |                    |                    |                 |
| Division Manager                         | D63       | 0                  | 0                  | 0               |
| Emergency Communications Call-Taker      | A12       | 2                  | 2                  | 2               |
| Emergency Communications Dispatcher      | B21       | 22                 | 22                 | 22              |
| Emergency Comm Division Manager          | D63       | 1                  | 1                  | 1               |
| Emergency Comm Dispatcher (Relief)       | B21       | 21                 | 21                 | 21              |
| Emergency Communications Manager         | C43       | 1                  | 1                  | 1               |
| Emergency Communications Supervisor      | B31       | 4                  | 4                  | 4               |
| <b>TOTAL</b>                             |           | <b>51</b>          | <b>51</b>          | <b>51</b>       |

\*Moved under EMS for reporting    \*\*Division includes approximately 80 Student and Seasonal Lifeguard positions  
 \*\*\*Prorated funding within department    \*\*\*\*Grant Funded

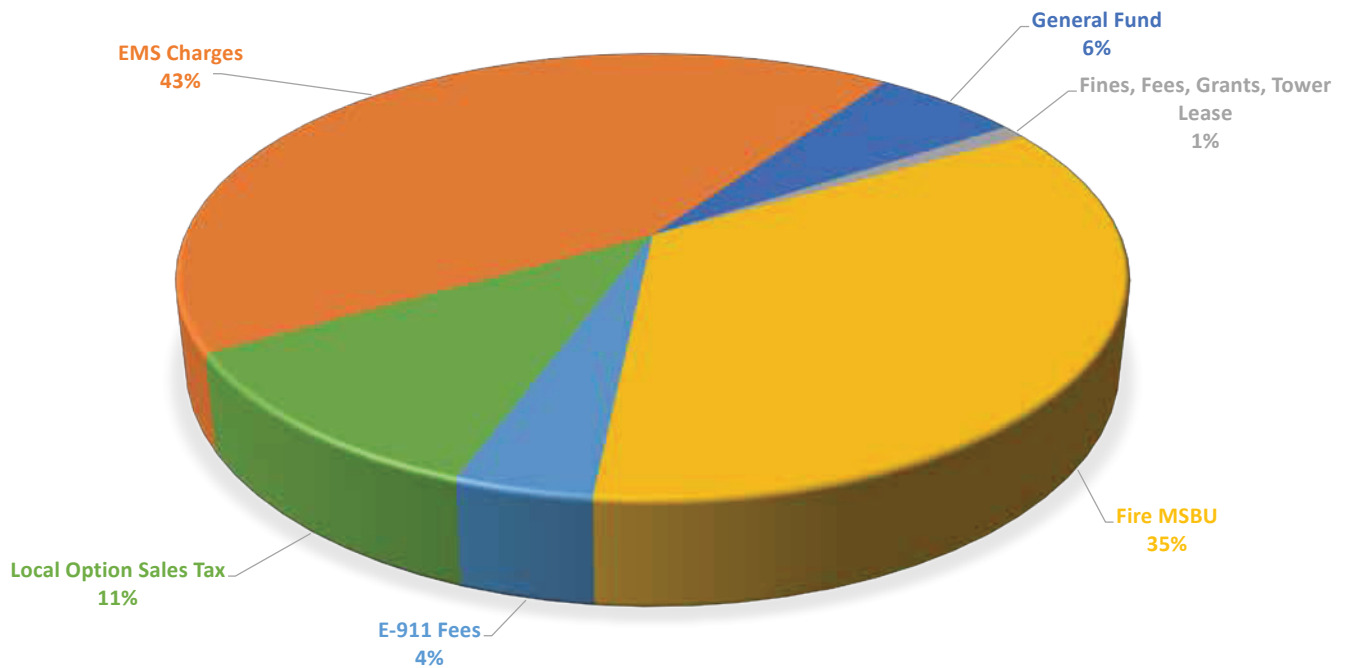
**STAFFING ALLOCATION**

| Position Classification                   | Pay Grade | 2018-19 Authorized | 2019-20 Authorized | 2020-21 Adopted |
|---|-----------|--------------------|--------------------|-----------------|
| <b>Emergency Medical Services</b>         |           |                    |                    |                 |
| Administrative Supervisor                 | B31       | 1                  | 1                  | 1               |
| Division Manager                          | D63       | 1                  | 0                  | 0               |
| EMS Education Coordinator                 | C41       | 1                  | 1                  | 1               |
| EMS Manager                               | D63       | 0                  | 0                  | 0               |
| EMS Operations Manager                    | C43       | 1                  | 1                  | 1               |
| Emergency Medical Specialist              | B211      | 108                | 114                | 114             |
| Emergency Medical Specialist (Relief)     | B211      | 73                 | 73                 | 73              |
| EMS Quality Specialist                    | B32       | 1                  | 1                  | 1               |
| Fleet Maintenance Supervisor              | B31       | 1                  | 1                  | 1               |
| Internal Affair Investigator**            | C43       | 1                  | 1                  | 1               |
| Medical Services Director***              | F102      | 1                  | 1                  | 1               |
| Paramedic Supervisor                      | C41       | 6                  | 6                  | 6               |
| Storekeeper/Warehouse Supervisor          | B22       | 1                  | 1                  | 1               |
| Storekeeper/Warehouse Technician          | A13       | 5                  | 5                  | 5               |
| Storekeeper/Warehouse Technician (Relief) | A13       | 3                  | 3                  | 3               |
| <b>TOTAL</b>                              |           | <b>204</b>         | <b>209</b>         | <b>209</b>      |
| <b>Fire Rescue</b>                        |           |                    |                    |                 |
| Accounting Technician                     | B21       | 0                  | 1                  | 1               |
| Administrative Assistant                  | B22       | 0                  | 1                  | 1               |
| Battalion Chief                           | C52       | 8                  | 8                  | 8               |
| Deputy Fire Chief                         | D63       | 1                  | 1                  | 1               |
| Fire Captain                              | C41       | 1                  | 1                  | 1               |
| Fire Chief                                | E81       | 1                  | 1                  | 1               |
| Fire Inspector                            | B21       | 3                  | 3                  | 3               |
| Fire Lieutenant                           | B32       | 37                 | 37                 | 37              |
| Fire Marshall                             | C43       | 1                  | 1                  | 1               |
| Fire Public Education Officer (Relief)    | B21       | 3                  | 3                  | 3               |
| Firefighter                               | B21       | 99                 | 99                 | 99              |
| Firefighter (Relief)                      | B21       | 32                 | 32                 | 32              |
| Fleet Maintenance Technician              | B22       | 1                  | 1                  | 1               |
| Fleet Transport Driver (Relief)           | A13       | 4                  | 4                  | 4               |
| Senior Office Support Assistant           | A12       | 3                  | 1                  | 1               |
| Storekeeper/Warehouse Supervisor          | B22       | 1                  | 1                  | 1               |
| Storekeeper/Warehouse Technician          | A13       | 1                  | 1                  | 1               |
| Storekeeper/Warehouse Tech (Relief)       | A13       | 0                  | 0                  | 0               |
| <b>TOTAL</b>                              |           | <b>196</b>         | <b>196</b>         | <b>196</b>      |
| <b>Fire Rescue (Pensacola Beach)</b>      |           |                    |                    |                 |
| Fire Lieutenant                           | B22       | 3                  | 3                  | 3               |
| Firefighter                               | B21       | 9                  | 9                  | 9               |
| <b>TOTAL</b>                              |           | <b>12</b>          | <b>12</b>          | <b>12</b>       |
| <b>DEPARTMENT TOTAL</b>                   |           | <b>488</b>         | <b>493</b>         | <b>493</b>      |

# Employees



## Revenue Funding: \$54.9M





FUND: 001 - General Fund  
 FUNCTION: Public Safety  
 ACTIVITY: Emergency/Disaster Relief

DEPARTMENT: Public Safety  
 DIVISION: Administration  
 COST CENTER: 330401 - Administration

| Account   | Title                                   | Actual<br>FY 18-19 | Adopted<br>FY 19-20 | Proposed<br>FY 20-21 | Adopted<br>FY 20-21 |
|-----------|---|--------------------|---------------------|----------------------|---------------------|
| 51101     | Executive Salaries                      | \$ 0               | \$ 0                | \$ 0                 | 0                   |
| 51201     | Regular Salaries & Wages                | 240,224            | 186,509             | 177,049              | 177,049             |
| 51301     | Other Salaries & Wages                  | 0                  | 0                   | 0                    | 0                   |
| 51401     | Overtime                                | 1,414              | 0                   | 0                    | 0                   |
| 51501     | Special pay                             | 0                  | 0                   | 0                    | 0                   |
| 52101     | FICA Taxes                              | 18,408             | 14,268              | 13,544               | 13,544              |
| 52201     | Retirement Contributions                | 26,087             | 35,138              | 36,726               | 36,726              |
| 52301     | Life & Health Insurance                 | 26,518             | 31,000              | 30,000               | 30,000              |
| 52401     | Workers' Compensation                   | 5,181              | 4,084               | 270                  | 270                 |
| 52501     | Unemployment Compensation               | 0                  | 0                   | 0                    | 0                   |
|           | PERSONNEL COSTS                         | <u>317,832</u>     | <u>270,999</u>      | <u>257,589</u>       | <u>257,589</u>      |
| 53101     | Professional Services                   | 0                  | 0                   | 0                    | 0                   |
| 53201     | Accounting & Auditing                   | 0                  | 0                   | 0                    | 0                   |
| 53301     | Court Reporter Services                 | 0                  | 0                   | 0                    | 0                   |
| 53401     | Other Contractual Services              | 902                | 0                   | 0                    | 0                   |
| 53501     | Investigations                          | 0                  | 0                   | 0                    | 0                   |
| 53601     | Pension Benefits                        | 0                  | 0                   | 0                    | 0                   |
| 54001     | Travel & Per Diem                       | 0                  | 2,500               | 2,500                | 2,500               |
| 54101     | Communications                          | 0                  | 0                   | 0                    | 0                   |
| 54201     | Postage & Freight                       | 0                  | 104                 | 118                  | 118                 |
| 54301     | Utility Services                        | 0                  | 0                   | 0                    | 0                   |
| 54401     | Rentals & Leases                        | 0                  | 0                   | 0                    | 0                   |
| 54501     | Insurance                               | 0                  | 0                   | 0                    | 0                   |
| 54601     | Repair & Maintenance Services           | 0                  | 0                   | 0                    | 0                   |
| 54701     | Printing & Binding                      | 17                 | 0                   | 35                   | 35                  |
| 54801     | Promotional Activities                  | 0                  | 0                   | 0                    | 0                   |
| 54901     | Other Current Charges & Obligations     | 0                  | 0                   | 0                    | 0                   |
| 54931     | Host Ordinance Items                    | 0                  | 0                   | 0                    | 0                   |
| 55101     | Office Supplies                         | 0                  | 0                   | 0                    | 0                   |
| 55201     | Operating Supplies                      | 294                | 0                   | 0                    | 0                   |
| 55301     | Road Materials & Supplies               | 0                  | 0                   | 0                    | 0                   |
| 55401     | Books, Pubs, & Subs                     | 0                  | 0                   | 0                    | 0                   |
| 55501     | Training & Registrations                | 0                  | 2,500               | 2,500                | 2,500               |
| 55801     | Bad Debt                                | 0                  | 0                   | 0                    | 0                   |
| 55901     | Depreciation                            | 0                  | 0                   | 0                    | 0                   |
|           | OPERATING COSTS                         | <u>1,213</u>       | <u>5,104</u>        | <u>5,153</u>         | <u>5,153</u>        |
| 56101     | Land                                    | 0                  | 0                   | 0                    | 0                   |
| 56201     | Buildings                               | 0                  | 0                   | 0                    | 0                   |
| 56301     | Improvements Other Than Buildings       | 0                  | 0                   | 0                    | 0                   |
| 56401     | Machinery & Equipment                   | 0                  | 0                   | 0                    | 0                   |
| 56501     | Construction in Progress                | 0                  | 0                   | 0                    | 0                   |
| 56601     | Books, Publications & Library Materials | 0                  | 0                   | 0                    | 0                   |
|           | CAPITAL OUTLAY                          | <u>0</u>           | <u>0</u>            | <u>0</u>             | <u>0</u>            |
| 57101     | Principal                               | 0                  | 0                   | 0                    | 0                   |
| 57201     | Interest                                | 0                  | 0                   | 0                    | 0                   |
| 57301     | Other Debt Service Costs                | 0                  | 0                   | 0                    | 0                   |
|           | DEBT SERVICE                            | <u>0</u>           | <u>0</u>            | <u>0</u>             | <u>0</u>            |
| 58101     | Aids to Governmental Agencies           | 0                  | 0                   | 0                    | 0                   |
| 58201     | Aids to Private Organizations           | 0                  | 0                   | 0                    | 0                   |
| 58301     | Other Grants and Aids                   | 0                  | 0                   | 0                    | 0                   |
|           | GRANTS AND AIDS                         | <u>0</u>           | <u>0</u>            | <u>0</u>             | <u>0</u>            |
| 59101     | Transfers                               | 0                  | 0                   | 0                    | 0                   |
| 59801     | Reserves                                | 0                  | 50,000              | 50,000               | 50,000              |
|           | NON-OPERATING COSTS                     | <u>0</u>           | <u>50,000</u>       | <u>50,000</u>        | <u>50,000</u>       |
|           | TOTAL BUDGET                            | <u>\$ 319,045</u>  | <u>\$ 326,103</u>   | <u>\$ 312,742</u>    | <u>\$ 312,742</u>   |
| RESOURCES |   |                    |                     |                      |                     |
|           | General Fund Revenues                   | \$ 319,045         | \$ 326,103          | \$ 312,742           | \$ 312,742          |
|           | TOTAL REVENUES                          | <u>\$ 319,045</u>  | <u>\$ 326,103</u>   | <u>\$ 312,742</u>    | <u>\$ 312,742</u>   |

FUND: 001 - General Fund  
 FUNCTION: Public Safety  
 ACTIVITY: Emergency/Disaster Relief

DEPARTMENT: Public Safety  
 DIVISION: Emergency Management  
 COST CENTER: 330402 - Emergency Management

| Account   | Title                                   | Actual<br>FY 18-19 | Adopted<br>FY 19-20 | Proposed<br>FY 20-21 | Adopted<br>FY 20-21 |
|-----------|---|--------------------|---------------------|----------------------|---------------------|
| 51101     | Executive Salaries                      | \$ 0               | \$ 0                | \$ 0                 | 0                   |
| 51201     | Regular Salaries & Wages                | 176,232            | 212,998             | 88,049               | 88,049              |
| 51301     | Other Salaries & Wages                  | 0                  | 0                   | 0                    | 0                   |
| 51401     | Overtime                                | 10,616             | 5,000               | 5,000                | 5,000               |
| 51501     | Special pay                             | 0                  | 0                   | 0                    | 0                   |
| 52101     | FICA Taxes                              | 14,213             | 16,677              | 7,119                | 7,119               |
| 52201     | Retirement Contributions                | 18,827             | 23,900              | 9,305                | 9,305               |
| 52301     | Life & Health Insurance                 | 46,125             | 21,398              | 12,400               | 12,400              |
| 52401     | Workers' Compensation                   | 371                | 302                 | 143                  | 143                 |
| 52501     | Unemployment Compensation               | 0                  | 0                   | 0                    | 0                   |
|           | PERSONNEL COSTS                         | <u>266,385</u>     | <u>280,275</u>      | <u>122,016</u>       | <u>122,016</u>      |
| 53101     | Professional Services                   | 0                  | 0                   | 15,000               | 15,000              |
| 53201     | Accounting & Auditing                   | 0                  | 0                   | 0                    | 0                   |
| 53301     | Court Reporter Services                 | 0                  | 0                   | 0                    | 0                   |
| 53401     | Other Contractual Services              | 2,324              | 0                   | 0                    | 0                   |
| 53501     | Investigations                          | 0                  | 0                   | 0                    | 0                   |
| 53601     | Pension Benefits                        | 0                  | 0                   | 0                    | 0                   |
| 54001     | Travel & Per Diem                       | 198                | 6,020               | 9,140                | 9,140               |
| 54101     | Communications                          | 10,160             | 20,621              | 21,635               | 21,635              |
| 54201     | Postage & Freight                       | 0                  | 193                 | 196                  | 196                 |
| 54301     | Utility Services                        | 0                  | 0                   | 0                    | 0                   |
| 54401     | Rentals & Leases                        | 0                  | 0                   | 0                    | 0                   |
| 54501     | Insurance                               | 0                  | 0                   | 0                    | 0                   |
| 54601     | Repair & Maintenance Services           | 23,426             | 41,272              | 50,020               | 50,020              |
| 54701     | Printing & Binding                      | 0                  | 8,600               | 4,110                | 4,110               |
| 54801     | Promotional Activities                  | 0                  | 16,500              | 21,000               | 21,000              |
| 54901     | Other Current Charges & Obligations     | 0                  | 0                   | 0                    | 0                   |
| 54931     | Host Ordinance Items                    | 0                  | 0                   | 0                    | 0                   |
| 55101     | Office Supplies                         | 1,143              | 13,688              | 39,000               | 39,000              |
| 55201     | Operating Supplies                      | 1,379              | 23,555              | 8,500                | 8,500               |
| 55204     | Fuel                                    | 4,024              | 10,000              | 12,000               | 12,000              |
| 55401     | Books, Pubs, & Subs                     | 1,200              | 4,312               | 4,332                | 4,332               |
| 55501     | Training & Registrations                | 0                  | 3,675               | 350                  | 350                 |
| 55801     | Bad Debt                                | 0                  | 0                   | 0                    | 0                   |
| 55901     | Depreciation                            | 0                  | 0                   | 0                    | 0                   |
|           | OPERATING COSTS                         | <u>43,853</u>      | <u>148,436</u>      | <u>185,283</u>       | <u>185,283</u>      |
| 56101     | Land                                    | 0                  | 0                   | 0                    | 0                   |
| 56201     | Buildings                               | 0                  | 0                   | 0                    | 0                   |
| 56301     | Improvements Other Than Buildings       | 0                  | 0                   | 0                    | 0                   |
| 56401     | Machinery & Equipment                   | 0                  | 21,328              | 0                    | 0                   |
| 56501     | Construction in Progress                | 0                  | 0                   | 0                    | 0                   |
| 56601     | Books, Publications & Library Materials | 0                  | 0                   | 0                    | 0                   |
|           | CAPITAL OUTLAY                          | <u>0</u>           | <u>21,328</u>       | <u>0</u>             | <u>0</u>            |
| 57101     | Principal                               | 0                  | 0                   | 0                    | 0                   |
| 57201     | Interest                                | 0                  | 0                   | 0                    | 0                   |
| 57301     | Other Debt Service Costs                | 0                  | 0                   | 0                    | 0                   |
|           | DEBT SERVICE                            | <u>0</u>           | <u>0</u>            | <u>0</u>             | <u>0</u>            |
| 58101     | Aids to Governmental Agencies           | 0                  | 0                   | 0                    | 0                   |
| 58201     | Aids to Private Organizations           | 0                  | 0                   | 0                    | 0                   |
| 58301     | Other Grants and Aids                   | 0                  | 0                   | 0                    | 0                   |
|           | GRANTS AND AIDS                         | <u>0</u>           | <u>0</u>            | <u>0</u>             | <u>0</u>            |
| 59101     | Transfers                               | 0                  | 0                   | 0                    | 0                   |
| 59801     | Reserves                                | 0                  | 0                   | 0                    | 0                   |
|           | NON-OPERATING COSTS                     | <u>0</u>           | <u>0</u>            | <u>0</u>             | <u>0</u>            |
|           | TOTAL BUDGET                            | <u>\$ 310,238</u>  | <u>\$ 450,039</u>   | <u>\$ 307,299</u>    | <u>\$ 307,299</u>   |
| RESOURCES |   |                    |                     |                      |                     |
|           | General Fund Revenues                   | \$ 310,238         | \$ 450,039          | \$ 307,299           | \$ 307,299          |
|           | TOTAL REVENUES                          | <u>\$ 310,238</u>  | <u>\$ 450,039</u>   | <u>\$ 307,299</u>    | <u>\$ 307,299</u>   |

FUND: 110 - Other Grants & Projects  
 FUNCTION: Public Safety  
 ACTIVITY: Emergency/Disaster Relief

DEPARTMENT: Public Safety  
 DIVISION: Emergency Management  
 COST CENTER: 330413 - EMP Federal Grant (Oct - June)

| Account | Title                                   | Actual<br>FY 18-19 | Adopted<br>FY 19-20 | Proposed<br>FY 20-21 | Adopted<br>FY 20-21 |
|---------|---|--------------------|---------------------|----------------------|---------------------|
| 51101   | Executive Salaries                      | \$ 0               | \$ 0                | \$ 0                 | 0                   |
| 51201   | Regular Salaries & Wages                | 11,630             | 60,853              | 19,567               | 19,567              |
| 51301   | Other Salaries & Wages                  | 0                  | 0                   | 0                    | 0                   |
| 51401   | Overtime                                | 0                  | 0                   | 0                    | 0                   |
| 51501   | Special pay                             | 0                  | 0                   | 0                    | 0                   |
| 52101   | FICA Taxes                              | 685                | 4,655               | 1,497                | 1,497               |
| 52201   | Retirement Contributions                | 746                | 8,885               | 1,957                | 1,957               |
| 52301   | Life & Health Insurance                 | 4,163              | 7,200               | 3,600                | 3,600               |
| 52401   | Workers' Compensation                   | 0                  | 84                  | 30                   | 30                  |
| 52501   | Unemployment Compensation               | 0                  | 0                   | 0                    | 0                   |
|         | PERSONNEL COSTS                         | <u>17,224</u>      | <u>81,677</u>       | <u>26,651</u>        | <u>26,651</u>       |
| 53101   | Professional Services                   | 0                  | 0                   | 0                    | 0                   |
| 53201   | Accounting & Auditing                   | 0                  | 0                   | 0                    | 0                   |
| 53301   | Court Reporter Services                 | 0                  | 0                   | 0                    | 0                   |
| 53401   | Other Contractual Services              | 0                  | 0                   | 0                    | 0                   |
| 53501   | Investigations                          | 0                  | 0                   | 0                    | 0                   |
| 53601   | Pension Benefits                        | 0                  | 0                   | 0                    | 0                   |
| 54001   | Travel & Per Diem                       | 0                  | 3,400               | 0                    | 0                   |
| 54101   | Communications                          | 0                  | 0                   | 0                    | 0                   |
| 54201   | Postage & Freight                       | 0                  | 14                  | 0                    | 0                   |
| 54301   | Utility Services                        | 0                  | 0                   | 0                    | 0                   |
| 54401   | Rentals & Leases                        | 0                  | 0                   | 0                    | 0                   |
| 54501   | Insurance                               | 0                  | 0                   | 0                    | 0                   |
| 54601   | Repair & Maintenance Services           | 0                  | 0                   | 0                    | 0                   |
| 54701   | Printing & Binding                      | 0                  | 0                   | 0                    | 0                   |
| 54801   | Promotional Activities                  | 0                  | 0                   | 0                    | 0                   |
| 54901   | Other Current Charges & Obligations     | 0                  | 0                   | 0                    | 0                   |
| 54931   | Host Ordinance Items                    | 0                  | 0                   | 0                    | 0                   |
| 55101   | Office Supplies                         | 0                  | 0                   | 0                    | 0                   |
| 55201   | Operating Supplies                      | 0                  | 0                   | 0                    | 0                   |
| 55301   | Road Materials & Supplies               | 0                  | 0                   | 0                    | 0                   |
| 55401   | Books, Pubs, & Subs                     | 0                  | 0                   | 0                    | 0                   |
| 55501   | Training & Registrations                | 0                  | 0                   | 0                    | 0                   |
| 55801   | Bad Debt                                | 0                  | 0                   | 0                    | 0                   |
| 55901   | Depreciation                            | 0                  | 0                   | 0                    | 0                   |
|         | OPERATING COSTS                         | <u>0</u>           | <u>3,414</u>        | <u>0</u>             | <u>0</u>            |
| 56101   | Land                                    | 0                  | 0                   | 0                    | 0                   |
| 56201   | Buildings                               | 0                  | 0                   | 0                    | 0                   |
| 56301   | Improvements Other Than Buildings       | 0                  | 0                   | 0                    | 0                   |
| 56401   | Machinery & Equipment                   | 0                  | 0                   | 0                    | 0                   |
| 56501   | Construction in Progress                | 0                  | 0                   | 0                    | 0                   |
| 56601   | Books, Publications & Library Materials | 0                  | 0                   | 0                    | 0                   |
|         | CAPITAL OUTLAY                          | <u>0</u>           | <u>0</u>            | <u>0</u>             | <u>0</u>            |
| 57101   | Principal                               | 0                  | 0                   | 0                    | 0                   |
| 57201   | Interest                                | 0                  | 0                   | 0                    | 0                   |
| 57301   | Other Debt Service Costs                | 0                  | 0                   | 0                    | 0                   |
|         | DEBT SERVICE                            | <u>0</u>           | <u>0</u>            | <u>0</u>             | <u>0</u>            |
| 58101   | Aids to Governmental Agencies           | 0                  | 0                   | 0                    | 0                   |
| 58201   | Aids to Private Organizations           | 0                  | 0                   | 0                    | 0                   |
| 58301   | Other Grants and Aids                   | 0                  | 0                   | 0                    | 0                   |
|         | GRANTS AND AIDS                         | <u>0</u>           | <u>0</u>            | <u>0</u>             | <u>0</u>            |
| 59101   | Transfers                               | 0                  | 0                   | 0                    | 0                   |
| 59801   | Reserves                                | 0                  | 0                   | 0                    | 0                   |
|         | NON-OPERATING COSTS                     | <u>0</u>           | <u>0</u>            | <u>0</u>             | <u>0</u>            |
|         | TOTAL BUDGET                            | <u>\$ 17,224</u>   | <u>\$ 85,091</u>    | <u>\$ 26,651</u>     | <u>\$ 26,651</u>    |

RESOURCES

Other Grants & Projects-EMP Federal Gran \$ 17,224 \$ 85,091 \$ 26,651 \$ 26,651

TOTAL REVENUES \$ 17,224 \$ 85,091 \$ 26,651 \$ 26,651

FUND: 110 - Other Grants & Projects  
 FUNCTION: Public Safety  
 ACTIVITY: Emergency/Disaster Relief

DEPARTMENT: Public Safety  
 DIVISION: Emergency Management  
 COST CENTER: 330409 - EMP Federal Grant (July - Sept)

| Account | Title                                   | Actual<br>FY 18-19 | Adopted<br>FY 19-20 | Proposed<br>FY 20-21 | Adopted<br>FY 20-21 |
|---------|---|--------------------|---------------------|----------------------|---------------------|
| 51101   | Executive Salaries                      | \$ 0               | \$ 0                | \$ 0                 | 0                   |
| 51201   | Regular Salaries & Wages                | 28,656             | 16,904              | 55,440               | 55,440              |
| 51301   | Other Salaries & Wages                  | 0                  | 0                   | 0                    | 0                   |
| 51401   | Overtime                                | 3,069              | 0                   | 0                    | 0                   |
| 51501   | Special pay                             | 0                  | 0                   | 0                    | 0                   |
| 52101   | FICA Taxes                              | 2,658              | 1,293               | 4,241                | 4,241               |
| 52201   | Retirement Contributions                | 2,863              | 2,468               | 5,544                | 5,544               |
| 52301   | Life & Health Insurance                 | 14,564             | 2,000               | 10,200               | 10,200              |
| 52401   | Workers' Compensation                   | 72                 | 23                  | 86                   | 86                  |
| 52501   | Unemployment Compensation               | 0                  | 0                   | 0                    | 0                   |
|         | PERSONNEL COSTS                         | 51,881             | 22,688              | 75,511               | 75,511              |
| 53101   | Professional Services                   | 0                  | 0                   | 0                    | 0                   |
| 53201   | Accounting & Auditing                   | 0                  | 0                   | 0                    | 0                   |
| 53301   | Court Reporter Services                 | 0                  | 0                   | 0                    | 0                   |
| 53401   | Other Contractual Services              | 0                  | 0                   | 0                    | 0                   |
| 53501   | Investigations                          | 0                  | 0                   | 0                    | 0                   |
| 53601   | Pension Benefits                        | 0                  | 0                   | 0                    | 0                   |
| 54001   | Travel & Per Diem                       | 0                  | 0                   | 0                    | 0                   |
| 54101   | Communications                          | 686                | 0                   | 0                    | 0                   |
| 54201   | Postage & Freight                       | 0                  | 0                   | 0                    | 0                   |
| 54301   | Utility Services                        | 0                  | 0                   | 0                    | 0                   |
| 54401   | Rentals & Leases                        | 0                  | 0                   | 0                    | 0                   |
| 54501   | Insurance                               | 0                  | 0                   | 0                    | 0                   |
| 54601   | Repair & Maintenance Services           | 48                 | 0                   | 0                    | 0                   |
| 54701   | Printing & Binding                      | 0                  | 0                   | 0                    | 0                   |
| 54801   | Promotional Activities                  | 0                  | 0                   | 0                    | 0                   |
| 54901   | Other Current Charges & Obligations     | 0                  | 0                   | 0                    | 0                   |
| 54931   | Host Ordinance Items                    | 0                  | 0                   | 0                    | 0                   |
| 55101   | Office Supplies                         | 0                  | 0                   | 0                    | 0                   |
| 55201   | Operating Supplies                      | 15,017             | 0                   | 3,005                | 3,005               |
| 55301   | Road Materials & Supplies               | 0                  | 0                   | 0                    | 0                   |
| 55401   | Books, Pubs. & Subs                     | 0                  | 0                   | 0                    | 0                   |
| 55501   | Training & Registrations                | 0                  | 0                   | 0                    | 0                   |
| 55801   | Bad Debt                                | 0                  | 0                   | 0                    | 0                   |
| 55901   | Depreciation                            | 0                  | 0                   | 0                    | 0                   |
|         | OPERATING COSTS                         | 15,751             | 0                   | 3,005                | 3,005               |
| 56101   | Land                                    | 0                  | 0                   | 0                    | 0                   |
| 56201   | Buildings                               | 0                  | 0                   | 0                    | 0                   |
| 56301   | Improvements Other Than Buildings       | 0                  | 0                   | 0                    | 0                   |
| 56401   | Machinery & Equipment                   | 0                  | 0                   | 0                    | 0                   |
| 56501   | Construction in Progress                | 0                  | 0                   | 0                    | 0                   |
| 56601   | Books, Publications & Library Materials | 0                  | 0                   | 0                    | 0                   |
|         | CAPITAL OUTLAY                          | 0                  | 0                   | 0                    | 0                   |
| 57101   | Principal                               | 0                  | 0                   | 0                    | 0                   |
| 57201   | Interest                                | 0                  | 0                   | 0                    | 0                   |
| 57301   | Other Debt Service Costs                | 0                  | 0                   | 0                    | 0                   |
|         | DEBT SERVICE                            | 0                  | 0                   | 0                    | 0                   |
| 58101   | Aids to Governmental Agencies           | 0                  | 0                   | 0                    | 0                   |
| 58201   | Aids to Private Organizations           | 0                  | 0                   | 0                    | 0                   |
| 58301   | Other Grants and Aids                   | 0                  | 0                   | 0                    | 0                   |
|         | GRANTS AND AIDS                         | 0                  | 0                   | 0                    | 0                   |
| 59101   | Transfers                               | 0                  | 0                   | 0                    | 0                   |
| 59801   | Reserves                                | 0                  | 0                   | 0                    | 0                   |
|         | NON-OPERATING COSTS                     | 0                  | 0                   | 0                    | 0                   |
|         | TOTAL BUDGET                            | \$ 67,633          | \$ 22,688           | \$ 78,516            | \$ 78,516           |

RESOURCES

|   |           |           |           |           |
|---|-----------|-----------|-----------|-----------|
| Other Grants & Projects-EMP Federal Grant | \$ 67,633 | \$ 22,688 | \$ 78,516 | \$ 78,516 |
| TOTAL REVENUES                            | \$ 67,633 | \$ 22,688 | \$ 78,516 | \$ 78,516 |

FUND: 110 - Other Grants & Projects  
 FUNCTION: Public Safety  
 ACTIVITY: Emergency/Disaster Relief

DEPARTMENT: Public Safety  
 DIVISION: Emergency Management  
 COST CENTER: 330412 - DCA/Civil Defense Grant (Oct - June)

| Account | Title                                   | Actual<br>FY 18-19 | Adopted<br>FY 19-20 | Proposed<br>FY 20-21 | Adopted<br>FY 20-21 |
|---------|---|--------------------|---------------------|----------------------|---------------------|
| 51101   | Executive Salaries                      | \$ 0               | \$ 0                | \$ 0                 | 0                   |
| 51201   | Regular Salaries & Wages                | 0                  | 61,963              | 19,567               | 19,567              |
| 51301   | Other Salaries & Wages                  | 0                  | 0                   | 0                    | 0                   |
| 51401   | Overtime                                | 0                  | 0                   | 0                    | 0                   |
| 51501   | Special pay                             | 0                  | 0                   | 0                    | 0                   |
| 52101   | FICA Taxes                              | 0                  | 4,740               | 1,497                | 1,497               |
| 52201   | Retirement Contributions                | 0                  | 5,249               | 1,957                | 1,957               |
| 52301   | Life & Health Insurance                 | 0                  | 11,400              | 3,600                | 3,600               |
| 52401   | Workers' Compensation                   | 0                  | 86                  | 30                   | 30                  |
| 52501   | Unemployment Compensation               | 0                  | 0                   | 0                    | 0                   |
|         | PERSONNEL COSTS                         | 0                  | 83,438              | 26,651               | 26,651              |
| 53101   | Professional Services                   | 0                  | 0                   | 0                    | 0                   |
| 53201   | Accounting & Auditing                   | 0                  | 0                   | 0                    | 0                   |
| 53301   | Court Reporter Services                 | 0                  | 0                   | 0                    | 0                   |
| 53401   | Other Contractual Services              | 0                  | 0                   | 0                    | 0                   |
| 53501   | Investigations                          | 0                  | 0                   | 0                    | 0                   |
| 53601   | Pension Benefits                        | 0                  | 0                   | 0                    | 0                   |
| 54001   | Travel & Per Diem                       | 0                  | 0                   | 0                    | 0                   |
| 54101   | Communications                          | 0                  | 0                   | 0                    | 0                   |
| 54201   | Postage & Freight                       | 0                  | 94                  | 0                    | 0                   |
| 54301   | Utility Services                        | 0                  | 0                   | 0                    | 0                   |
| 54401   | Rentals & Leases                        | 0                  | 0                   | 0                    | 0                   |
| 54501   | Insurance                               | 0                  | 0                   | 0                    | 0                   |
| 54601   | Repair & Maintenance Services           | 0                  | 0                   | 0                    | 0                   |
| 54701   | Printing & Binding                      | 0                  | 0                   | 0                    | 0                   |
| 54801   | Promotional Activities                  | 0                  | 0                   | 0                    | 0                   |
| 54901   | Other Current Charges & Obligations     | 0                  | 0                   | 0                    | 0                   |
| 54931   | Host Ordinance Items                    | 0                  | 0                   | 0                    | 0                   |
| 55101   | Office Supplies                         | 0                  | 0                   | 0                    | 0                   |
| 55201   | Operating Supplies                      | 0                  | 694                 | 0                    | 0                   |
| 55204   | Fuel                                    | 0                  | 0                   | 0                    | 0                   |
| 55401   | Books, Pubs, & Subs                     | 0                  | 0                   | 0                    | 0                   |
| 55501   | Training & Registrations                | 0                  | 0                   | 0                    | 0                   |
| 55801   | Bad Debt                                | 0                  | 0                   | 0                    | 0                   |
| 55901   | Depreciation                            | 0                  | 0                   | 0                    | 0                   |
|         | OPERATING COSTS                         | 0                  | 788                 | 0                    | 0                   |
| 56101   | Land                                    | 0                  | 0                   | 0                    | 0                   |
| 56201   | Buildings                               | 0                  | 0                   | 0                    | 0                   |
| 56301   | Improvements Other Than Buildings       | 0                  | 0                   | 0                    | 0                   |
| 56401   | Machinery & Equipment                   | 0                  | 0                   | 0                    | 0                   |
| 56501   | Construction in Progress                | 0                  | 0                   | 0                    | 0                   |
| 56601   | Books, Publications & Library Materials | 0                  | 0                   | 0                    | 0                   |
|         | CAPITAL OUTLAY                          | 0                  | 0                   | 0                    | 0                   |
| 57101   | Principal                               | 0                  | 0                   | 0                    | 0                   |
| 57201   | Interest                                | 0                  | 0                   | 0                    | 0                   |
| 57301   | Other Debt Service Costs                | 0                  | 0                   | 0                    | 0                   |
|         | DEBT SERVICE                            | 0                  | 0                   | 0                    | 0                   |
| 58101   | Aids to Governmental Agencies           | 0                  | 0                   | 0                    | 0                   |
| 58201   | Aids to Private Organizations           | 0                  | 0                   | 0                    | 0                   |
| 58301   | Other Grants and Aids                   | 0                  | 0                   | 0                    | 0                   |
|         | GRANTS AND AIDS                         | 0                  | 0                   | 0                    | 0                   |
| 59101   | Transfers                               | 0                  | 0                   | 0                    | 0                   |
| 59801   | Reserves                                | 0                  | 0                   | 0                    | 0                   |
|         | NON-OPERATING COSTS                     | 0                  | 0                   | 0                    | 0                   |
|         | TOTAL BUDGET                            | \$ 0               | \$ 84,226           | \$ 26,651            | 26,651              |

RESOURCES

Other Grants & Projects-DCA Civil Defense \$ 0 \$ 84,226 \$ 26,651 \$ 26,651

TOTAL REVENUES \$ 0 \$ 84,226 \$ 26,651 \$ 26,651

FUND: 110 - Other Grants & Projects  
 FUNCTION: Public Safety  
 ACTIVITY: Emergency/Disaster Relief

DEPARTMENT: Public Safety  
 DIVISION: Emergency Management  
 COST CENTER: 330405 - DCA/Civil Defense Grant (July - Sept)

| Account | Title                                   | Actual<br>FY 18-19 | Adopted<br>FY 19-20 | Proposed<br>FY 20-21 | Adopted<br>FY 20-21 |
|---------|---|--------------------|---------------------|----------------------|---------------------|
| 51101   | Executive Salaries                      | \$ 0               | \$ 0                | \$ 0                 | 0                   |
| 51201   | Regular Salaries & Wages                | 0                  | 16,305              | 55,440               | 55,440              |
| 51301   | Other Salaries & Wages                  | 0                  | 0                   | 0                    | 0                   |
| 51401   | Overtime                                | 0                  | 0                   | 0                    | 0                   |
| 51501   | Special pay                             | 0                  | 0                   | 0                    | 0                   |
| 52101   | FICA Taxes                              | 0                  | 1,248               | 4,241                | 4,241               |
| 52201   | Retirement Contributions                | 0                  | 1,381               | 5,544                | 5,544               |
| 52301   | Life & Health Insurance                 | 0                  | 3,000               | 10,200               | 10,200              |
| 52401   | Workers' Compensation                   | 0                  | 23                  | 86                   | 86                  |
| 52501   | Unemployment Compensation               | 0                  | 0                   | 0                    | 0                   |
|         | PERSONNEL COSTS                         | 0                  | 21,957              | 75,511               | 75,511              |
| 53101   | Professional Services                   | 0                  | 0                   | 0                    | 0                   |
| 53201   | Accounting & Auditing                   | 0                  | 0                   | 0                    | 0                   |
| 53301   | Court Reporter Services                 | 0                  | 0                   | 0                    | 0                   |
| 53401   | Other Contractual Services              | 0                  | 0                   | 0                    | 0                   |
| 53501   | Investigations                          | 0                  | 0                   | 0                    | 0                   |
| 53601   | Pension Benefits                        | 0                  | 0                   | 0                    | 0                   |
| 54001   | Travel & Per Diem                       | 5,392              | 0                   | 0                    | 0                   |
| 54101   | Communications                          | 7,532              | 0                   | 0                    | 0                   |
| 54201   | Postage & Freight                       | 14                 | 0                   | 0                    | 0                   |
| 54301   | Utility Services                        | 0                  | 0                   | 0                    | 0                   |
| 54401   | Rentals & Leases                        | 0                  | 0                   | 0                    | 0                   |
| 54501   | Insurance                               | 0                  | 0                   | 0                    | 0                   |
| 54601   | Repair & Maintenance Services           | 5,209              | 0                   | 0                    | 0                   |
| 54701   | Printing & Binding                      | 7,019              | 0                   | 0                    | 0                   |
| 54801   | Promotional Activities                  | 13,903             | 0                   | 0                    | 0                   |
| 54901   | Other Current Charges & Obligations     | 0                  | 0                   | 0                    | 0                   |
| 54931   | Host Ordinance Items                    | 0                  | 0                   | 0                    | 0                   |
| 55101   | Office Supplies                         | 4,614              | 0                   | 0                    | 0                   |
| 55201   | Operating Supplies                      | 3,131              | 0                   | 980                  | 980                 |
| 55204   | Fuel                                    | 342                | 0                   | 0                    | 0                   |
| 55401   | Books, Pubs, & Subs                     | 980                | 0                   | 0                    | 0                   |
| 55501   | Training & Registrations                | 700                | 0                   | 0                    | 0                   |
| 55801   | Bad Debt                                | 0                  | 0                   | 0                    | 0                   |
| 55901   | Depreciation                            | 0                  | 0                   | 0                    | 0                   |
|         | OPERATING COSTS                         | 48,837             | 0                   | 980                  | 980                 |
| 56101   | Land                                    | 0                  | 0                   | 0                    | 0                   |
| 56201   | Buildings                               | 0                  | 0                   | 0                    | 0                   |
| 56301   | Improvements Other Than Buildings       | 0                  | 0                   | 0                    | 0                   |
| 56401   | Machinery & Equipment                   | 7,663              | 0                   | 0                    | 0                   |
| 56501   | Construction in Progress                | 0                  | 0                   | 0                    | 0                   |
| 56601   | Books, Publications & Library Materials | 0                  | 0                   | 0                    | 0                   |
|         | CAPITAL OUTLAY                          | 7,663              | 0                   | 0                    | 0                   |
| 57101   | Principal                               | 0                  | 0                   | 0                    | 0                   |
| 57201   | Interest                                | 0                  | 0                   | 0                    | 0                   |
| 57301   | Other Debt Service Costs                | 0                  | 0                   | 0                    | 0                   |
|         | DEBT SERVICE                            | 0                  | 0                   | 0                    | 0                   |
| 58101   | Aids to Governmental Agencies           | 0                  | 0                   | 0                    | 0                   |
| 58201   | Aids to Private Organizations           | 0                  | 0                   | 0                    | 0                   |
| 58301   | Other Grants and Aids                   | 0                  | 0                   | 0                    | 0                   |
|         | GRANTS AND AIDS                         | 0                  | 0                   | 0                    | 0                   |
| 59101   | Transfers                               | 0                  | 0                   | 0                    | 0                   |
| 59801   | Reserves                                | 0                  | 0                   | 0                    | 0                   |
|         | NON-OPERATING COSTS                     | 0                  | 0                   | 0                    | 0                   |
|         | TOTAL BUDGET                            | \$ 56,500          | \$ 21,957           | \$ 76,491            | \$ 76,491           |

RESOURCES

Other Grants & Projects-DCA Civil Defense \$ 56,500 \$ 21,957 \$ 76,491 \$ 76,491

TOTAL REVENUES \$ 56,500 \$ 21,957 \$ 76,491 \$ 76,491

FUND: 001 - General Fund  
 FUNCTION: Public Safety  
 ACTIVITY: Emergency/Disaster Relief

DEPARTMENT: Public Safety  
 DIVISION: Communications  
 COST CENTER: 330403 - Communications

| Account   | Title                                | Actual<br>FY 18-19  | Adopted<br>FY 19-20 | Proposed<br>FY 20-21 | Adopted<br>FY 20-21 |
|-----------|--------------------------------------|---------------------|---------------------|----------------------|---------------------|
| 51101     | Executive Salaries                   | \$ 0                | \$ 0                | \$ 0                 | 0                   |
| 51201     | Regular Salaries & Wages             | 1,177,696           | 1,115,987           | 1,233,195            | 1,233,195           |
| 51301     | Other Salaries & Wages               | 22,031              | 80,039              | 80,039               | 80,039              |
| 51401     | Overtime                             | 192,209             | 219,000             | 219,600              | 219,600             |
| 51501     | Special pay                          | 0                   | 19,200              | 19,200               | 19,200              |
| 52101     | FICA Taxes                           | 106,561             | 109,716             | 118,729              | 118,729             |
| 52201     | Retirement Contributions             | 120,640             | 127,493             | 165,352              | 165,352             |
| 52301     | Life & Health Insurance              | 296,361             | 300,000             | 310,000              | 310,000             |
| 52401     | Workers' Compensation                | 2,581               | 1,990               | 2,377                | 2,377               |
| 52501     | Unemployment Compensation            | 0                   | 0                   | 0                    | 0                   |
|           | PERSONNEL COSTS                      | <u>1,918,079</u>    | <u>1,973,425</u>    | <u>2,148,492</u>     | <u>2,148,492</u>    |
| 53101     | Professional Services                | 0                   | 0                   | 0                    | 0                   |
| 53201     | Accounting & Auditing                | 0                   | 0                   | 0                    | 0                   |
| 53301     | Court Reporter Services              | 0                   | 0                   | 0                    | 0                   |
| 53401     | Other Contractual Services           | 106                 | 0                   | 7,000                | 7,000               |
| 53501     | Investigations                       | 0                   | 0                   | 0                    | 0                   |
| 53601     | Pension Benefits                     | 0                   | 0                   | 0                    | 0                   |
| 54001     | Travel & Per Diem                    | 1,054               | 1,500               | 1,500                | 1,500               |
| 54101     | Communications                       | 3,479               | 11,370              | 11,900               | 11,900              |
| 54201     | Postage & Freight                    | 154                 | 250                 | 250                  | 250                 |
| 54301     | Utility Services                     | 0                   | 0                   | 0                    | 0                   |
| 54401     | Rentals & Leases                     | 0                   | 0                   | 0                    | 0                   |
| 54501     | Insurance                            | 0                   | 0                   | 0                    | 0                   |
| 54601     | Repair & Maintenance Services        | 525,066             | 597,500             | 1,128,250            | 1,128,250           |
| 54701     | Printing & Binding                   | 0                   | 0                   | 0                    | 0                   |
| 54801     | Promotional Activities               | 200                 | 1,500               | 1,500                | 1,500               |
| 54901     | Other Current Charges & Obligations  | 0                   | 0                   | 0                    | 0                   |
| 54931     | Host Ordinance Items                 | 296                 | 0                   | 0                    | 0                   |
| 55101     | Office Supplies                      | 2,437               | 2,500               | 2,500                | 2,500               |
| 55201     | Operating Supplies                   | 7,342               | 8,000               | 8,000                | 8,000               |
| 55301     | Road Materials & Supplies            | 0                   | 0                   | 0                    | 0                   |
| 55401     | Books, Pubs, & Subs                  | 2,252               | 500                 | 500                  | 500                 |
| 55501     | Training & Registrations             | 6,013               | 10,000              | 10,000               | 10,000              |
| 55801     | Bad Debt                             | 0                   | 0                   | 0                    | 0                   |
| 55901     | Depreciation                         | 0                   | 0                   | 0                    | 0                   |
|           | OPERATING COSTS                      | <u>548,398</u>      | <u>633,120</u>      | <u>1,171,400</u>     | <u>1,171,400</u>    |
| 56101     | Land                                 | 0                   | 0                   | 0                    | 0                   |
| 56201     | Buildings                            | 0                   | 0                   | 0                    | 0                   |
| 56301     | Improvements Other Than Buildings    | 0                   | 0                   | 0                    | 0                   |
| 56401     | Machinery & Equipment                | 0                   | 0                   | 55,000               | 55,000              |
| 56501     | Construction in Progress             | 0                   | 0                   | 0                    | 0                   |
| 56801     | Intangible Assets                    | 0                   | 0                   | 0                    | 0                   |
|           | CAPITAL OUTLAY                       | <u>0</u>            | <u>0</u>            | <u>55,000</u>        | <u>55,000</u>       |
| 57101     | Principal                            | 0                   | 0                   | 0                    | 0                   |
| 57201     | Interest                             | 0                   | 0                   | 0                    | 0                   |
| 57301     | Other Debt Service Costs             | 0                   | 0                   | 0                    | 0                   |
|           | DEBT SERVICE                         | <u>0</u>            | <u>0</u>            | <u>0</u>             | <u>0</u>            |
| 58101     | Aids to Governmental Agencies        | 0                   | 0                   | 0                    | 0                   |
| 58201     | Aids to Private Organizations        | 0                   | 0                   | 0                    | 0                   |
| 58301     | Other Grants and Aids                | 0                   | 0                   | 0                    | 0                   |
|           | GRANTS AND AIDS                      | <u>0</u>            | <u>0</u>            | <u>0</u>             | <u>0</u>            |
| 59101     | Transfers                            | 0                   | 0                   | 0                    | 0                   |
| 59801     | Reserves                             | 0                   | 0                   | 0                    | 0                   |
|           | NON-OPERATING COSTS                  | <u>0</u>            | <u>0</u>            | <u>0</u>             | <u>0</u>            |
|           | TOTAL BUDGET                         | <u>\$ 2,466,477</u> | <u>\$ 2,606,545</u> | <u>\$ 3,374,892</u>  | <u>\$ 3,374,892</u> |
| RESOURCES |                                      |                     |                     |                      |                     |
|           | Traffic Fines - Radio Communications | \$ 226,135          | \$ 250,000          | \$ 225,000           | \$ 225,000          |
|           | Cellular Tower Leases                | 86,853              | 85,158              | 85,158               | 85,158              |
|           | Transfer from E-911 Fund 145         | 658,222             | 658,222             | 658,222              | 658,222             |
|           | Transfer from Fire Services Fund 143 | 266,256             | 270,772             | 286,380              | 286,380             |
|           | Transfer from EMS Fund 408           | 1,793,753           | 356,853             | 381,130              | 381,130             |
|           | General Fund Revenues                | (564,742)           | 985,540             | 1,739,002            | 1,739,002           |
|           | TOTAL REVENUES                       | <u>\$ 2,466,477</u> | <u>\$ 2,606,545</u> | <u>\$ 3,374,892</u>  | <u>\$ 3,374,892</u> |



FUND: 145 - E-911 Operations Fund  
 FUNCTION: Public Safety  
 ACTIVITY: Emergency/Disaster Relief

DEPARTMENT: Public Safety  
 DIVISION: Communications  
 COST CENTER: 330404 & 330410 - E-911 Communications & Transfer

| Account   | Title                                   | Actual<br>FY 18-19 | Adopted<br>FY 19-20 | Proposed<br>FY 20-21 | Adopted<br>FY 20-21 |
|-----------|---|--------------------|---------------------|----------------------|---------------------|
| 51101     | Executive Salaries                      | \$ 0               | \$ 0                | \$ 0                 | 0                   |
| 51201     | Regular Salaries & Wages                | 0                  | 0                   | 0                    | 0                   |
| 51301     | Other Salaries & Wages                  | 0                  | 0                   | 0                    | 0                   |
| 51401     | Overtime                                | 0                  | 0                   | 0                    | 0                   |
| 51501     | Special pay                             | 0                  | 0                   | 0                    | 0                   |
| 52101     | FICA Taxes                              | 0                  | 0                   | 0                    | 0                   |
| 52201     | Retirement Contributions                | 0                  | 0                   | 0                    | 0                   |
| 52301     | Life & Health Insurance                 | 0                  | 0                   | 0                    | 0                   |
| 52401     | Workers' Compensation                   | 0                  | 0                   | 0                    | 0                   |
| 52501     | Unemployment Compensation               | 0                  | 0                   | 0                    | 0                   |
|           | PERSONNEL COSTS                         | 0                  | 0                   | 0                    | 0                   |
| 53101     | Professional Services                   | 0                  | 0                   | 0                    | 0                   |
| 53201     | Accounting & Auditing                   | 0                  | 0                   | 0                    | 0                   |
| 53301     | Court Reporter Services                 | 0                  | 0                   | 0                    | 0                   |
| 53401     | Other Contractual Services              | 264,390            | 267,000             | 267,000              | 267,000             |
| 53501     | Investigations                          | 0                  | 0                   | 0                    | 0                   |
| 53601     | Pension Benefits                        | 0                  | 0                   | 0                    | 0                   |
| 54001     | Travel & Per Diem                       | 0                  | 1,500               | 1,500                | 1,500               |
| 54101     | Communications                          | 244,098            | 269,120             | 263,520              | 263,520             |
| 54201     | Postage & Freight                       | 0                  | 500                 | 500                  | 500                 |
| 54301     | Utility Services                        | 0                  | 0                   | 0                    | 0                   |
| 54401     | Rentals & Leases                        | 0                  | 0                   | 0                    | 0                   |
| 54501     | Insurance                               | 0                  | 0                   | 0                    | 0                   |
| 54601     | Repair & Maintenance Services           | 213,917            | 214,765             | 173,000              | 173,000             |
| 54701     | Printing & Binding                      | 0                  | 0                   | 0                    | 0                   |
| 54801     | Promotional Activities                  | 0                  | 1,500               | 1,500                | 1,500               |
| 54901     | Other Current Charges & Obligations     | 0                  | 0                   | 0                    | 0                   |
| 54931     | Host Ordinance Items                    | 0                  | 0                   | 0                    | 0                   |
| 55101     | Office Supplies                         | 3,168              | 1,500               | 1,500                | 1,500               |
| 55201     | Operating Supplies                      | 0                  | 10,000              | 10,000               | 10,000              |
| 55301     | Road Materials & Supplies               | 0                  | 0                   | 0                    | 0                   |
| 55401     | Books, Pubs, & Subs                     | 335                | 1,000               | 1,000                | 1,000               |
| 55501     | Training & Registrations                | 9,845              | 6,000               | 8,000                | 8,000               |
| 55801     | Bad Debt                                | 0                  | 0                   | 0                    | 0                   |
| 55901     | Depreciation                            | 0                  | 0                   | 0                    | 0                   |
|           | OPERATING COSTS                         | 735,752            | 772,885             | 727,520              | 727,520             |
| 56101     | Land                                    | 0                  | 0                   | 0                    | 0                   |
| 56201     | Buildings                               | 0                  | 0                   | 0                    | 0                   |
| 56301     | Improvements Other Than Buildings       | 0                  | 0                   | 0                    | 0                   |
| 56401     | Machinery & Equipment                   | 0                  | 155,497             | 0                    | 0                   |
| 56501     | Construction in Progress                | 0                  | 0                   | 0                    | 0                   |
| 56601     | Books, Publications & Library Materials | 0                  | 0                   | 0                    | 0                   |
|           | CAPITAL OUTLAY                          | 0                  | 155,497             | 0                    | 0                   |
| 57101     | Principal                               | 0                  | 0                   | 0                    | 0                   |
| 57201     | Interest                                | 0                  | 0                   | 0                    | 0                   |
| 57301     | Other Debt Service Costs                | 0                  | 0                   | 0                    | 0                   |
|           | DEBT SERVICE                            | 0                  | 0                   | 0                    | 0                   |
| 58101     | Aids to Governmental Agencies           | 0                  | 0                   | 0                    | 0                   |
| 58201     | Aids to Private Organizations           | 0                  | 0                   | 0                    | 0                   |
| 58301     | Other Grants and Aids                   | 0                  | 0                   | 0                    | 0                   |
|           | GRANTS AND AIDS                         | 0                  | 0                   | 0                    | 0                   |
| 59101     | Transfers CC:330410                     | 0                  | 658,222             | 658,222              | 658,222             |
| 59801     | Reserves                                | 0                  | 0                   | 0                    | 0                   |
|           | NON-OPERATING COSTS                     | 0                  | 658,222             | 658,222              | 658,222             |
|           | TOTAL BUDGET                            | \$ 735,752         | \$ 1,586,604        | \$ 1,385,742         | \$ 1,385,742        |
| RESOURCES |   |                    |                     |                      |                     |
|           | E-911 Operations Fund Revenue           | \$ 735,752         | \$ 1,586,604        | \$ 1,385,742         | \$ 1,385,742        |
|           | TOTAL REVENUES                          | \$ 735,752         | \$ 1,586,604        | \$ 1,385,742         | \$ 1,385,742        |

FUND: 408 - Emergency Medical Service  
 FUNCTION: Public Safety  
 ACTIVITY: Ambulance/Rescue Services

DEPARTMENT: Public Safety  
 DIVISION: Emergency Medical Services  
 COST CENTER: 330302 & 330371 - Operations & Transfers

| Account   | Title  | Actual<br>FY 18-19   | Adopted<br>FY 19-20  | Proposed<br>FY 20-21 | Adopted<br>FY 20-21  |
|-----------|--|----------------------|----------------------|----------------------|----------------------|
| 51101     | Executive Salaries                               | \$ 0                 | \$ 0                 | \$ 0                 | 0                    |
| 51201     | Regular Salaries & Wages                         | 4,457,708            | 4,946,956            | 5,154,381            | 5,154,381            |
| 51301     | Other Salaries & Wages                           | 570,535              | 718,741              | 600,000              | 600,000              |
| 51401     | Overtime   | 1,134,564            | 898,800              | 1,016,800            | 1,016,800            |
| 51501     | Special pay                                      | 385                  | 67,320               | 71,880               | 71,880               |
| 52101     | FICA Taxes                                       | 472,363              | 507,332              | 523,507              | 523,507              |
| 52201     | Retirement Contributions                         | 3,595,043            | 1,609,270            | 1,595,671            | 1,595,671            |
| 52301     | Life & Health Insurance                          | 1,193,323            | 1,362,300            | 1,352,800            | 1,352,800            |
| 52401     | Workers' Compensation                            | 270,473              | 217,728              | 239,670              | 239,670              |
| 52501     | Unemployment Compensation                        | 0                    | 0                    | 0                    | 0                    |
| 52601     | OPEB-Other Post Emp Benefits                     | 48,221               | 0                    | 0                    | 0                    |
|           | PERSONNEL COSTS                                  | <u>11,742,615</u>    | <u>10,328,447</u>    | <u>10,554,709</u>    | <u>10,554,709</u>    |
| 53101     | Professional Services                            | 0                    | 0                    | 0                    | 0                    |
| 53201     | Accounting & Auditing                            | 0                    | 0                    | 0                    | 0                    |
| 53301     | Court Reporter Services                          | 0                    | 0                    | 0                    | 0                    |
| 53401     | Other Contractual Services                       | 36,689               | 42,000               | 10,000               | 10,000               |
| 53501     | Investigations                                   | 0                    | 0                    | 0                    | 0                    |
| 53601     | Pension Benefits                                 | 0                    | 0                    | 0                    | 0                    |
| 54001     | Travel & Per Diem                                | 10,400               | 11,825               | 11,650               | 11,650               |
| 54101     | Communications                                   | 74,391               | 68,520               | 65,728               | 65,728               |
| 54201     | Postage & Freight                                | 909                  | 3,000                | 3,000                | 3,000                |
| 54301     | Utility Services                                 | 13,340               | 15,000               | 16,800               | 16,800               |
| 54401     | Rentals & Leases                                 | 12,660               | 24,500               | 0                    | 0                    |
| 54501     | Insurance  | 168,341              | 167,205              | 225,351              | 225,351              |
| 54601     | Repair & Maintenance Services                    | 891,217              | 976,586              | 1,116,267            | 1,116,267            |
| 54701     | Printing & Binding                               | 6,291                | 9,450                | 9,450                | 9,450                |
| 54801     | Promotional Activities                           | 1,449                | 8,250                | 8,000                | 8,000                |
| 54901     | Other Current Charges & Obligations              | 408,483              | 619,476              | 684,750              | 684,750              |
| 54931     | Host Ordinance Items                             | 612                  | 0                    | 0                    | 0                    |
| 55101     | Office Supplies                                  | 8,492                | 15,950               | 15,950               | 15,950               |
| 55201     | Operating Supplies                               | 242,969              | 844,329              | 924,419              | 924,419              |
| 55204     | Fuel   | 394,207              | 294,000              | 363,000              | 363,000              |
| 55401     | Books, Publications, Subscriptions & Memberships | 46,419               | 8,445                | 15,445               | 15,445               |
| 55501     | Training & Registration                          | 59,159               | 66,200               | 57,900               | 57,900               |
| 55801     | Bad Debt   | 0                    | 0                    | 0                    | 0                    |
| 55901     | Depreciation                                     | 1,145,246            | 1,200,000            | 1,200,000            | 1,200,000            |
|           | OPERATING COSTS                                  | <u>3,521,273</u>     | <u>4,374,736</u>     | <u>4,727,710</u>     | <u>4,727,710</u>     |
| 56101     | Land   | 0                    | 0                    | 0                    | 0                    |
| 56201     | Buildings  | 0                    | 0                    | 0                    | 0                    |
| 56301     | Improvements Other Than Buildings                | 0                    | 0                    | 0                    | 0                    |
| 56401     | Machinery & Equipment                            | 0                    | 0                    | 183,432              | 183,432              |
| 56501     | Construction in Progress                         | 0                    | 0                    | 0                    | 0                    |
| 56601     | Books, Publications & Library Materials          | 0                    | 0                    | 0                    | 0                    |
|           | CAPITAL OUTLAY                                   | <u>0</u>             | <u>0</u>             | <u>183,432</u>       | <u>183,432</u>       |
| 57101     | Principal  | 0                    | 0                    | 0                    | 0                    |
| 57201     | Interest   | 0                    | 0                    | 0                    | 0                    |
| 57301     | Other Debt Service Costs                         | 0                    | 0                    | 0                    | 0                    |
|           | DEBT SERVICE                                     | <u>0</u>             | <u>0</u>             | <u>0</u>             | <u>0</u>             |
| 58101     | Aids to Governmental Agencies                    | 0                    | 0                    | 0                    | 0                    |
| 58201     | Aids to Private Organizations                    | 0                    | 0                    | 0                    | 0                    |
| 58301     | Other Grants and Aids                            | 0                    | 0                    | 0                    | 0                    |
|           | GRANTS AND AIDS                                  | <u>0</u>             | <u>0</u>             | <u>0</u>             | <u>0</u>             |
| 59101     | Transfers CC:330371                              | 0                    | 2,751,345            | 1,003,868            | 1,003,868            |
| 59801     | Reserves   | 0                    | 300,000              | 0                    | 0                    |
|           | NON-OPERATING COSTS                              | <u>0</u>             | <u>3,051,345</u>     | <u>1,003,868</u>     | <u>1,003,868</u>     |
|           | TOTAL BUDGET                                     | <u>\$ 15,263,887</u> | <u>\$ 17,754,528</u> | <u>\$ 16,469,719</u> | <u>\$ 16,469,719</u> |
| RESOURCES |  |                      |                      |                      |                      |
|           | EMS Fund Revenues                                | \$ 15,263,887        | \$ 17,754,528        | \$ 16,469,719        | \$ 16,469,719        |
|           | TOTAL REVENUES                                   | <u>\$ 15,263,887</u> | <u>\$ 17,754,528</u> | <u>\$ 16,469,719</u> | <u>\$ 16,469,719</u> |

FUND: 408 - Emergency Medical Service  
 FUNCTION: Public Safety  
 ACTIVITY: Ambulance/Rescue Services

DEPARTMENT: Public Safety  
 DIVISION: Business Operations  
 COST CENTER: 330603 - EMS Billing Business Operations

| Account   | Title  | Actual<br>FY 18-19 | Adopted<br>FY 19-20 | Proposed<br>FY 20-21 | Adopted<br>FY 20-21 |
|-----------|--|--------------------|---------------------|----------------------|---------------------|
| 51101     | Executive Salaries                               | \$ 0               | \$ 0                | \$ 0                 | 0                   |
| 51201     | Regular Salaries & Wages                         | 364,486            | 372,422             | 353,435              | 353,435             |
| 51301     | Other Salaries & Wages                           | 0                  | 0                   | 0                    | 0                   |
| 51401     | Overtime   | 22,137             | 3,000               | 10,000               | 10,000              |
| 51501     | Special pay                                      | 0                  | 4,800               | 4,800                | 4,800               |
| 52101     | FICA Taxes                                       | 29,858             | 29,089              | 28,170               | 28,170              |
| 52201     | Retirement Contributions                         | 31,519             | 32,205              | 36,824               | 36,824              |
| 52301     | Life & Health Insurance                          | 100,228            | 120,000             | 120,000              | 120,000             |
| 52401     | Workers' Compensation                            | 704                | 527                 | 563                  | 563                 |
| 52501     | Unemployment Compensation                        | 0                  | 0                   | 0                    | 0                   |
|           | PERSONNEL COSTS                                  | <u>548,932</u>     | <u>562,043</u>      | <u>553,792</u>       | <u>553,792</u>      |
| 53101     | Professional Services                            | 0                  | 0                   | 0                    | 0                   |
| 53201     | Accounting & Auditing                            | 0                  | 0                   | 0                    | 0                   |
| 53301     | Court Reporter Services                          | 0                  | 0                   | 0                    | 0                   |
| 53401     | Other Contractual Services                       | 271,116            | 99,520              | 99,520               | 99,520              |
| 53501     | Investigations                                   | 0                  | 0                   | 0                    | 0                   |
| 53601     | Pension Benefits                                 | 0                  | 0                   | 0                    | 0                   |
| 54001     | Travel & Per Diem                                | 3,385              | 2,645               | 2,645                | 2,645               |
| 54101     | Communications                                   | 0                  | 0                   | 0                    | 0                   |
| 54201     | Postage & Freight                                | 30,900             | 30,000              | 30,000               | 30,000              |
| 54301     | Utility Services                                 | 0                  | 0                   | 0                    | 0                   |
| 54401     | Rentals & Leases                                 | 10,178             | 10,178              | 10,178               | 10,178              |
| 54501     | Insurance  | 0                  | 0                   | 0                    | 0                   |
| 54601     | Repair & Maintenance Services                    | 33,171             | 45,421              | 19,379               | 19,379              |
| 54701     | Printing & Binding                               | 2,533              | 2,500               | 4,000                | 4,000               |
| 54801     | Promotional Activities                           | 0                  | 0                   | 0                    | 0                   |
| 54901     | Other Current Charges & Obligations              | 4,454              | 8,000               | 8,000                | 8,000               |
| 54931     | Host Ordinance Items                             | 0                  | 0                   | 0                    | 0                   |
| 55101     | Office Supplies                                  | 7,941              | 9,500               | 9,500                | 9,500               |
| 55201     | Operating Supplies                               | 4,758              | 5,000               | 5,000                | 5,000               |
| 55301     | Road Materials & Supplies                        | 0                  | 0                   | 0                    | 0                   |
| 55401     | Books, Publications, Subscriptions & Memberships | 26,263             | 6,000               | 33,495               | 33,495              |
| 55501     | Training & Registration                          | 6,505              | 4,185               | 4,435                | 4,435               |
| 55801     | Bad Debt   | 0                  | 6,000,000           | 6,000,000            | 6,000,000           |
| 55901     | Depreciation                                     | 0                  | 0                   | 0                    | 0                   |
|           | OPERATING COSTS                                  | <u>401,204</u>     | <u>6,222,949</u>    | <u>6,226,152</u>     | <u>6,226,152</u>    |
| 56101     | Land   | 0                  | 0                   | 0                    | 0                   |
| 56201     | Buildings  | 0                  | 0                   | 0                    | 0                   |
| 56301     | Improvements Other Than Buildings                | 0                  | 0                   | 0                    | 0                   |
| 56401     | Machinery & Equipment                            | 0                  | 0                   | 0                    | 0                   |
| 56501     | Construction in Progress                         | 0                  | 0                   | 0                    | 0                   |
| 56601     | Books, Publications & Library Materials          | 0                  | 0                   | 0                    | 0                   |
|           | CAPITAL OUTLAY                                   | <u>0</u>           | <u>0</u>            | <u>0</u>             | <u>0</u>            |
| 57101     | Principal  | 0                  | 0                   | 0                    | 0                   |
| 57201     | Interest   | 0                  | 0                   | 0                    | 0                   |
| 57301     | Other Debt Service Costs                         | 0                  | 0                   | 0                    | 0                   |
|           | DEBT SERVICE                                     | <u>0</u>           | <u>0</u>            | <u>0</u>             | <u>0</u>            |
| 58101     | Aids to Governmental Agencies                    | 0                  | 0                   | 0                    | 0                   |
| 58201     | Aids to Private Organizations                    | 0                  | 0                   | 0                    | 0                   |
| 58301     | Other Grants and Aids                            | 0                  | 0                   | 0                    | 0                   |
|           | GRANTS AND AIDS                                  | <u>0</u>           | <u>0</u>            | <u>0</u>             | <u>0</u>            |
| 59101     | Transfers  | 0                  | 0                   | 0                    | 0                   |
| 59801     | Reserves   | 0                  | 0                   | 12,488               | 12,488              |
|           | NON-OPERATING COSTS                              | <u>0</u>           | <u>0</u>            | <u>12,488</u>        | <u>12,488</u>       |
|           | TOTAL BUDGET                                     | <u>\$ 950,136</u>  | <u>\$ 6,784,992</u> | <u>\$ 6,792,432</u>  | <u>\$ 6,792,432</u> |
| RESOURCES |  |                    |                     |                      |                     |
|           | EMS Fund Revenues                                | \$ 950,136         | \$ 6,784,992        | \$ 6,792,432         | \$ 6,792,432        |
|           | TOTAL REVENUES                                   | <u>\$ 950,136</u>  | <u>\$ 6,784,992</u> | <u>\$ 6,792,432</u>  | <u>\$ 6,792,432</u> |

FUND: 001 - General Fund  
 FUNCTION: Public Safety  
 ACTIVITY: Emergency/Disaster Relief

DEPARTMENT: Public Safety  
 DIVISION: Business Operations  
 COST CENTER: 330602 - Business Operations

| Account   | Title                                   | Actual<br>FY 18-19 | Adopted<br>FY 19-20 | Proposed<br>FY 20-21 | Adopted<br>FY 20-21 |
|-----------|---|--------------------|---------------------|----------------------|---------------------|
| 51101     | Executive Salaries                      | \$ 0               | \$ 0                | \$ 0                 | 0                   |
| 51201     | Regular Salaries & Wages                | 46,692             | 47,272              | 48,489               | 48,489              |
| 51301     | Other Salaries & Wages                  | 0                  | 0                   | 0                    | 0                   |
| 51401     | Overtime                                | 352                | 0                   | 0                    | 0                   |
| 51501     | Special pay                             | 0                  | 0                   | 0                    | 0                   |
| 52101     | FICA Taxes                              | 3,491              | 3,617               | 3,710                | 3,710               |
| 52201     | Retirement Contributions                | 3,911              | 4,004               | 4,848                | 4,848               |
| 52301     | Life & Health Insurance                 | 2,390              | 7,500               | 7,500                | 7,500               |
| 52401     | Workers' Compensation                   | 84                 | 66                  | 75                   | 75                  |
| 52501     | Unemployment Compensation               | 0                  | 0                   | 0                    | 0                   |
|           | PERSONNEL COSTS                         | <u>56,921</u>      | <u>62,459</u>       | <u>64,622</u>        | <u>64,622</u>       |
| 53101     | Professional Services                   | 0                  | 0                   | 0                    | 0                   |
| 53201     | Accounting & Auditing                   | 0                  | 0                   | 0                    | 0                   |
| 53301     | Court Reporter Services                 | 0                  | 0                   | 0                    | 0                   |
| 53401     | Other Contractual Services              | 0                  | 0                   | 0                    | 0                   |
| 53501     | Investigations                          | 0                  | 0                   | 0                    | 0                   |
| 53601     | Pension Benefits                        | 0                  | 0                   | 0                    | 0                   |
| 54001     | Travel & Per Diem                       | 0                  | 0                   | 0                    | 0                   |
| 54101     | Communications                          | 0                  | 0                   | 0                    | 0                   |
| 54201     | Postage & Freight                       | 0                  | 0                   | 0                    | 0                   |
| 54301     | Utility Services                        | 0                  | 0                   | 0                    | 0                   |
| 54401     | Rentals & Leases                        | 0                  | 0                   | 0                    | 0                   |
| 54501     | Insurance                               | 0                  | 0                   | 0                    | 0                   |
| 54601     | Repair & Maintenance Services           | 0                  | 0                   | 0                    | 0                   |
| 54701     | Printing & Binding                      | 0                  | 0                   | 0                    | 0                   |
| 54801     | Promotional Activities                  | 0                  | 0                   | 0                    | 0                   |
| 54901     | Other Current Charges & Obligations     | 0                  | 0                   | 0                    | 0                   |
| 54931     | Host Ordinance Items                    | 0                  | 0                   | 0                    | 0                   |
| 55101     | Office Supplies                         | 0                  | 0                   | 0                    | 0                   |
| 55201     | Operating Supplies                      | 0                  | 0                   | 0                    | 0                   |
| 55301     | Road Materials & Supplies               | 0                  | 0                   | 0                    | 0                   |
| 55401     | Books, Pubs, & Subs                     | 0                  | 0                   | 0                    | 0                   |
| 55501     | Training & Registrations                | 0                  | 0                   | 0                    | 0                   |
| 55801     | Bad Debt                                | 0                  | 0                   | 0                    | 0                   |
| 55901     | Depreciation                            | 0                  | 0                   | 0                    | 0                   |
|           | OPERATING COSTS                         | <u>0</u>           | <u>0</u>            | <u>0</u>             | <u>0</u>            |
| 56101     | Land                                    | 0                  | 0                   | 0                    | 0                   |
| 56201     | Buildings                               | 0                  | 0                   | 0                    | 0                   |
| 56301     | Improvements Other Than Buildings       | 0                  | 0                   | 0                    | 0                   |
| 56401     | Machinery & Equipment                   | 0                  | 0                   | 0                    | 0                   |
| 56501     | Construction in Progress                | 0                  | 0                   | 0                    | 0                   |
| 56601     | Books, Publications & Library Materials | 0                  | 0                   | 0                    | 0                   |
|           | CAPITAL OUTLAY                          | <u>0</u>           | <u>0</u>            | <u>0</u>             | <u>0</u>            |
| 57101     | Principal                               | 0                  | 0                   | 0                    | 0                   |
| 57201     | Interest                                | 0                  | 0                   | 0                    | 0                   |
| 57301     | Other Debt Service Costs                | 0                  | 0                   | 0                    | 0                   |
|           | DEBT SERVICE                            | <u>0</u>           | <u>0</u>            | <u>0</u>             | <u>0</u>            |
| 58101     | Aids to Governmental Agencies           | 0                  | 0                   | 0                    | 0                   |
| 58201     | Aids to Private Organizations           | 0                  | 0                   | 0                    | 0                   |
| 58301     | Other Grants and Aids                   | 0                  | 0                   | 0                    | 0                   |
|           | GRANTS AND AIDS                         | <u>0</u>           | <u>0</u>            | <u>0</u>             | <u>0</u>            |
| 59101     | Transfers                               | 0                  | 0                   | 0                    | 0                   |
| 59801     | Reserves                                | 0                  | 0                   | 0                    | 0                   |
|           | NON-OPERATING COSTS                     | <u>0</u>           | <u>0</u>            | <u>0</u>             | <u>0</u>            |
|           | TOTAL BUDGET                            | <u>\$ 56,921</u>   | <u>\$ 62,459</u>    | <u>\$ 64,622</u>     | <u>\$ 64,622</u>    |
| RESOURCES |   |                    |                     |                      |                     |
|           | General Fund Revenues                   | \$ 56,921          | \$ 62,459           | \$ 64,622            | \$ 64,622           |
|           | Transfer from Fire Services Fund        | 0                  | 0                   | 0                    | 0                   |
|           | TOTAL REVENUES                          | <u>\$ 56,921</u>   | <u>\$ 62,459</u>    | <u>\$ 64,622</u>     | <u>\$ 64,622</u>    |

FUND: 001 - General  
 FUNCTION: Public Safety  
 ACTIVITY: Emergency/Disaster Relief

DEPARTMENT: Public Safety  
 DIVISION: Santa Rosa Island  
 COST CENTER: 330801 - Santa Rosa Island Public Safety

| Account   | Title                                   | Actual<br>FY 18-19  | Adopted<br>FY 19-20 | Proposed<br>FY 20-21 | Adopted<br>FY 20-21 |
|-----------|---|---------------------|---------------------|----------------------|---------------------|
| 51101     | Executive Salaries                      | \$ 0                | \$ 0                | \$ 0                 | 0                   |
| 51201     | Regular Salaries & Wages                | 159,575             | 158,987             | 158,996              | 158,996             |
| 51301     | Other Salaries & Wages                  | 657,085             | 687,736             | 687,736              | 687,736             |
| 51401     | Overtime                                | 2,820               | 0                   | 0                    | 0                   |
| 51501     | Special pay                             | 0                   | 0                   | 0                    | 0                   |
| 52101     | FICA Taxes                              | 62,665              | 64,774              | 64,775               | 64,775              |
| 52201     | Retirement Contributions                | 13,387              | 71,717              | 84,673               | 84,673              |
| 52301     | Life & Health Insurance                 | 27,962              | 30,000              | 30,000               | 30,000              |
| 52401     | Workers' Compensation                   | 32,201              | 25,623              | 27,281               | 27,281              |
| 52501     | Unemployment Compensation               | 0                   | 0                   | 0                    | 0                   |
|           | PERSONNEL COSTS                         | <u>955,695</u>      | <u>1,038,837</u>    | <u>1,053,461</u>     | <u>1,053,461</u>    |
| 53101     | Professional Services                   | 0                   | 0                   | 0                    | 0                   |
| 53201     | Accounting & Auditing                   | 0                   | 0                   | 0                    | 0                   |
| 53301     | Court Reporter Services                 | 0                   | 0                   | 0                    | 0                   |
| 53401     | Other Contractual Services              | 659                 | 0                   | 0                    | 0                   |
| 53501     | Investigations                          | 0                   | 0                   | 0                    | 0                   |
| 53601     | Pension Benefits                        | 0                   | 0                   | 0                    | 0                   |
| 54001     | Travel & Per Diem                       | 0                   | 0                   | 0                    | 0                   |
| 54101     | Communications                          | 8,259               | 10,700              | 10,620               | 10,620              |
| 54201     | Postage & Freight                       | 0                   | 52                  | 52                   | 52                  |
| 54301     | Utility Services                        | 0                   | 0                   | 0                    | 0                   |
| 54401     | Rentals & Leases                        | 0                   | 0                   | 0                    | 0                   |
| 54501     | Insurance                               | 0                   | 0                   | 0                    | 0                   |
| 54601     | Repair & Maintenance Services           | 11,894              | 23,400              | 23,400               | 23,400              |
| 54701     | Printing & Binding                      | 141                 | 6,000               | 0                    | 0                   |
| 54801     | Promotional Activities                  | 0                   | 0                   | 0                    | 0                   |
| 54901     | Other Current Charges & Obligations     | 75                  | 0                   | 0                    | 0                   |
| 54931     | Host Ordinance Items                    | 0                   | 0                   | 0                    | 0                   |
| 55101     | Office Supplies                         | 342                 | 300                 | 1,000                | 1,000               |
| 55201     | Operating Supplies                      | 21,502              | 28,335              | 28,335               | 28,335              |
| 55204     | Fuel                                    | 12,486              | 15,600              | 15,600               | 15,600              |
| 55401     | Books, Pubs, & Subs                     | 0                   | 0                   | 0                    | 0                   |
| 55501     | Training & Registrations                | 250                 | 375                 | 375                  | 375                 |
| 55801     | Bad Debt                                | 0                   | 0                   | 0                    | 0                   |
| 55901     | Depreciation                            | 0                   | 0                   | 0                    | 0                   |
|           | OPERATING COSTS                         | <u>55,608</u>       | <u>84,762</u>       | <u>79,382</u>        | <u>79,382</u>       |
| 56101     | Land                                    | 0                   | 0                   | 0                    | 0                   |
| 56201     | Buildings                               | 0                   | 0                   | 0                    | 0                   |
| 56301     | Improvements Other Than Buildings       | 0                   | 0                   | 0                    | 0                   |
| 56401     | Machinery & Equipment                   | 4,830               | 0                   | 0                    | 0                   |
| 56501     | Construction in Progress                | 0                   | 0                   | 0                    | 0                   |
| 56601     | Books, Publications & Library Materials | 0                   | 0                   | 0                    | 0                   |
|           | CAPITAL OUTLAY                          | <u>4,830</u>        | <u>0</u>            | <u>0</u>             | <u>0</u>            |
| 57101     | Principal                               | 0                   | 0                   | 0                    | 0                   |
| 57201     | Interest                                | 0                   | 0                   | 0                    | 0                   |
| 57301     | Other Debt Service Costs                | 0                   | 0                   | 0                    | 0                   |
|           | DEBT SERVICE                            | <u>0</u>            | <u>0</u>            | <u>0</u>             | <u>0</u>            |
| 58101     | Aids to Governmental Agencies           | 0                   | 0                   | 0                    | 0                   |
| 58201     | Aids to Private Organizations           | 0                   | 0                   | 0                    | 0                   |
| 58301     | Other Grants and Aids                   | 0                   | 0                   | 0                    | 0                   |
|           | GRANTS AND AIDS                         | <u>0</u>            | <u>0</u>            | <u>0</u>             | <u>0</u>            |
| 59101     | Transfers                               | 0                   | 0                   | 0                    | 0                   |
| 59801     | Reserves                                | 0                   | 0                   | 0                    | 0                   |
|           | NON-OPERATING COSTS                     | <u>0</u>            | <u>0</u>            | <u>0</u>             | <u>0</u>            |
|           | TOTAL BUDGET                            | <u>\$ 1,016,133</u> | <u>\$ 1,123,599</u> | <u>\$ 1,132,843</u>  | <u>\$ 1,132,843</u> |
| RESOURCES |   |                     |                     |                      |                     |
|           | General Fund Revenues                   | \$ 1,016,133        | \$ 1,123,599        | \$ 1,132,843         | \$ 1,132,843        |
|           | TOTAL REVENUES                          | <u>\$ 1,016,133</u> | <u>\$ 1,123,599</u> | <u>\$ 1,132,843</u>  | <u>\$ 1,132,843</u> |

FUND: 143 - Fire Protection Fund  
 FUNCTION: Public Safety  
 ACTIVITY: Fire Control

DEPARTMENT: Public Safety  
 DIVISION: Fire Services  
 COST CENTER: 330206 - Fire Department Paid

| Account   | Title                                   | Actual<br>FY 18-19 | Adopted<br>FY 19-20 | Proposed<br>FY 20-21 | Adopted<br>FY 20-21 |
|-----------|---|--------------------|---------------------|----------------------|---------------------|
| 51101     | Executive Salaries                      | \$ 0               | \$ 0                | \$ 0                 | 0                   |
| 51201     | Regular Salaries & Wages                | 7,324,688          | 7,355,730           | 7,350,893            | 7,350,893           |
| 51301     | Other Salaries & Wages                  | 495,882            | 275,248             | 142,814              | 142,814             |
| 51302     | Other Salaries & Wages-Volunteer FF     | 0                  | 435,000             | 420,000              | 420,000             |
| 51401     | Overtime                                | 1,189,084          | 784,018             | 866,452              | 866,452             |
| 51501     | Special pay                             | 30,985             | 266,565             | 257,190              | 257,190             |
| 52101     | FICA Taxes                              | 694,287            | 697,420             | 691,354              | 691,354             |
| 52201     | Retirement Contributions                | 2,052,439          | 2,169,121           | 2,174,910            | 2,174,910           |
| 52301     | Life & Health Insurance                 | 1,824,733          | 1,574,200           | 1,574,700            | 1,574,700           |
| 52401     | Workers' Compensation                   | 392,869            | 348,617             | 412,203              | 412,203             |
| 52501     | Unemployment Compensation               | 0                  | 0                   | 0                    | 0                   |
|           | PERSONNEL COSTS                         | 14,004,968         | 13,905,919          | 13,890,516           | 13,890,516          |
| 53101     | Professional Services                   | 27,107             | 38,009              | 60,404               | 60,404              |
| 53201     | Accounting & Auditing                   | 0                  | 0                   | 0                    | 0                   |
| 53301     | Court Reporter Services                 | 0                  | 0                   | 0                    | 0                   |
| 53401     | Other Contractual Services              | 22,400             | 21,521              | 12,945               | 12,945              |
| 53422     | Volunteer Fire Stipends                 | 0                  | 0                   | 0                    | 0                   |
| 53501     | Investigations                          | 0                  | 0                   | 0                    | 0                   |
| 53601     | Pension Benefits                        | 0                  | 0                   | 0                    | 0                   |
| 54001     | Travel & Per Diem                       | 12,098             | 1,836               | 12,500               | 12,500              |
| 54101     | Communications                          | 130,951            | 129,388             | 155,012              | 155,012             |
| 54201     | Postage & Freight                       | 634                | 1,000               | 1,000                | 1,000               |
| 54301     | Utility Services                        | 261,796            | 253,138             | 269,284              | 269,284             |
| 54401     | Rentals & Leases                        | 4,347              | 7,191               | 7,086                | 7,086               |
| 54501     | Insurance                               | 304,815            | 291,398             | 358,102              | 358,102             |
| 54601     | Repair & Maintenance Services           | 1,011,350          | 1,005,491           | 1,005,491            | 1,005,491           |
| 54701     | Printing & Binding                      | 66                 | 750                 | 750                  | 750                 |
| 54801     | Promotional Activities                  | 30,408             | 30,000              | 35,708               | 35,708              |
| 54901     | Other Current Charges & Obligations     | 26,468             | 867,690             | 876,875              | 876,875             |
| 54931     | Host Ordinance Items                    | 65                 | 0                   | 0                    | 0                   |
| 55101     | Office Supplies                         | 4,458              | 5,500               | 7,000                | 7,000               |
| 55201     | Operating Supplies                      | 357,853            | 714,286             | 585,405              | 585,405             |
| 55204     | Fuel                                    | 177,059            | 138,120             | 185,800              | 185,800             |
| 55401     | Books, Pubs, Subs & Memberships         | 18,320             | 1,554               | 18,065               | 18,065              |
| 55501     | Training & Registrations                | 9,225              | 18,914              | 20,000               | 20,000              |
| 55801     | Bad Debt                                | 0                  | 0                   | 0                    | 0                   |
| 55901     | Depreciation                            | 0                  | 0                   | 0                    | 0                   |
|           | OPERATING COSTS                         | 2,399,420          | 3,525,786           | 3,611,427            | 3,611,427           |
| 56101     | Land                                    | 0                  | 0                   | 0                    | 0                   |
| 56201     | Buildings                               | 0                  | 0                   | 0                    | 0                   |
| 56301     | Improvements Other Than Buildings       | 0                  | 0                   | 0                    | 0                   |
| 56401     | Machinery & Equipment                   | 34,833             | 79,350              | 0                    | 0                   |
| 56501     | Construction in Progress                | 0                  | 0                   | 0                    | 0                   |
| 56601     | Books, Publications & Library Materials | 0                  | 0                   | 0                    | 0                   |
|           | CAPITAL OUTLAY                          | 34,833             | 79,350              | 0                    | 0                   |
| 57101     | Principal                               | 0                  | 0                   | 0                    | 0                   |
| 57201     | Interest                                | 0                  | 0                   | 0                    | 0                   |
| 57301     | Other Debt Service Costs                | 0                  | 0                   | 0                    | 0                   |
|           | DEBT SERVICE                            | 0                  | 0                   | 0                    | 0                   |
| 58101     | Aids to Governmental Agencies           | 0                  | 0                   | 0                    | 0                   |
| 58201     | Aids to Private Organizations           | 0                  | 0                   | 0                    | 0                   |
| 58301     | Other Grants and Aids                   | 0                  | 0                   | 0                    | 0                   |
|           | GRANTS AND AIDS                         | 0                  | 0                   | 0                    | 0                   |
| 59101     | Transfers                               | 0                  | 0                   | 0                    | 0                   |
| 59801     | Reserves                                | 0                  | 50,000              | 0                    | 0                   |
|           | NON-OPERATING COSTS                     | 0                  | 50,000              | 0                    | 0                   |
|           | TOTAL BUDGET                            | \$ 16,439,221      | \$ 17,561,055       | \$ 17,501,943        | \$ 17,501,943       |
| RESOURCES |   |                    |                     |                      |                     |
|           | Fire Protection Fund Revenues           | \$ 16,439,221      | \$ 17,111,245       | \$ 16,857,909        | \$ 16,857,909       |
|           | EMS Fund Transfer                       | 0                  | 449,810             | 644,034              | 644,034             |
|           | TOTAL REVENUES                          | \$ 16,439,221      | \$ 17,561,055       | \$ 17,501,943        | \$ 17,501,943       |

FUND: 143 - Fire Protection Fund  
 FUNCTION: Public Safety  
 ACTIVITY: Fire Control

DEPARTMENT: Public Safety  
 DIVISION: Fire Services  
 COST CENTER: 330209 - Pensacola Beach Fire Department

| Account   | Title                                   | Actual<br>FY 18-19  | Adopted<br>FY 19-20 | Proposed<br>FY 20-21 | Adopted<br>FY 20-21 |
|-----------|---|---------------------|---------------------|----------------------|---------------------|
| 51101     | Executive Salaries                      | \$ 0                | \$ 0                | \$ 0                 | 0                   |
| 51201     | Regular Salaries & Wages                | 544,136             | 522,221             | 525,414              | 525,414             |
| 51301     | Other Salaries & Wages                  | 0                   | 0                   | 0                    | 0                   |
| 51401     | Overtime                                | 58,031              | 60,309              | 65,000               | 65,000              |
| 51501     | Special pay                             | 600                 | 31,845              | 30,945               | 30,945              |
| 52101     | FICA Taxes                              | 46,531              | 47,001              | 47,533               | 47,533              |
| 52201     | Retirement Contributions                | 149,414             | 156,544             | 151,922              | 151,922             |
| 52301     | Life & Health Insurance                 | 157,097             | 120,000             | 120,000              | 120,000             |
| 52401     | Workers' Compensation                   | 26,975              | 24,078              | 29,022               | 29,022              |
| 52501     | Unemployment Compensation               | 0                   | 0                   | 0                    | 0                   |
|           | PERSONNEL COSTS                         | <u>982,785</u>      | <u>961,998</u>      | <u>969,836</u>       | <u>969,836</u>      |
| 53101     | Professional Services                   | 0                   | 0                   | 0                    | 0                   |
| 53201     | Accounting & Auditing                   | 0                   | 0                   | 0                    | 0                   |
| 53301     | Court Reporter Services                 | 0                   | 0                   | 0                    | 0                   |
| 53401     | Other Contractual Services              | 140                 | 784                 | 240                  | 240                 |
| 53422     | Volunteer Fire Stipends                 | 0                   | 0                   | 0                    | 0                   |
| 53501     | Investigations                          | 0                   | 0                   | 0                    | 0                   |
| 53601     | Pension Benefits                        | 0                   | 0                   | 0                    | 0                   |
| 54001     | Travel & Per Diem                       | 0                   | 0                   | 0                    | 0                   |
| 54101     | Communications                          | 829                 | 936                 | 1,000                | 1,000               |
| 54201     | Postage & Freight                       | 0                   | 0                   | 0                    | 0                   |
| 54301     | Utility Services                        | 29,390              | 27,600              | 29,600               | 29,600              |
| 54401     | Rentals & Leases                        | 0                   | 0                   | 0                    | 0                   |
| 54501     | Insurance                               | 0                   | 0                   | 0                    | 0                   |
| 54601     | Repair & Maintenance Services           | 9,890               | 8,240               | 8,020                | 8,020               |
| 54701     | Printing & Binding                      | 0                   | 0                   | 0                    | 0                   |
| 54801     | Promotional Activities                  | 0                   | 0                   | 0                    | 0                   |
| 54901     | Other Current Charges & Obligations     | 0                   | 0                   | 0                    | 0                   |
| 55101     | Office Supplies                         | 0                   | 0                   | 0                    | 0                   |
| 55201     | Operating Supplies                      | 46                  | 2,200               | 700                  | 700                 |
| 55204     | Fuel                                    | 7,084               | 11,000              | 11,200               | 11,200              |
| 55401     | Books, Pubs, Subs & Memberships         | 0                   | 0                   | 0                    | 0                   |
| 55501     | Training & Registrations                | 0                   | 0                   | 0                    | 0                   |
| 55801     | Bad Debt                                | 0                   | 0                   | 0                    | 0                   |
| 55901     | Depreciation                            | 0                   | 0                   | 0                    | 0                   |
|           | OPERATING COSTS                         | <u>47,378</u>       | <u>50,760</u>       | <u>50,760</u>        | <u>50,760</u>       |
| 56101     | Land                                    | 0                   | 0                   | 0                    | 0                   |
| 56201     | Buildings                               | 0                   | 0                   | 0                    | 0                   |
| 56301     | Improvements Other Than Buildings       | 0                   | 0                   | 0                    | 0                   |
| 56401     | Machinery & Equipment                   | 0                   | 0                   | 0                    | 0                   |
| 56501     | Construction in Progress                | 0                   | 0                   | 0                    | 0                   |
| 56601     | Books, Publications & Library Materials | 0                   | 0                   | 0                    | 0                   |
|           | CAPITAL OUTLAY                          | <u>0</u>            | <u>0</u>            | <u>0</u>             | <u>0</u>            |
| 57101     | Principal                               | 0                   | 0                   | 0                    | 0                   |
| 57201     | Interest                                | 0                   | 0                   | 0                    | 0                   |
| 57301     | Other Debt Service Costs                | 0                   | 0                   | 0                    | 0                   |
|           | DEBT SERVICE                            | <u>0</u>            | <u>0</u>            | <u>0</u>             | <u>0</u>            |
| 58101     | Aids to Governmental Agencies           | 0                   | 0                   | 0                    | 0                   |
| 58201     | Aids to Private Organizations           | 0                   | 0                   | 0                    | 0                   |
| 58301     | Other Grants and Aids                   | 0                   | 0                   | 0                    | 0                   |
|           | GRANTS AND AIDS                         | <u>0</u>            | <u>0</u>            | <u>0</u>             | <u>0</u>            |
| 59101     | Transfers                               | 0                   | 0                   | 0                    | 0                   |
| 59801     | Reserves                                | 0                   | 0                   | 0                    | 0                   |
|           | NON-OPERATING COSTS                     | <u>0</u>            | <u>0</u>            | <u>0</u>             | <u>0</u>            |
|           | TOTAL BUDGET                            | <u>\$ 1,030,163</u> | <u>\$ 1,012,758</u> | <u>\$ 1,020,596</u>  | <u>\$ 1,020,596</u> |
| RESOURCES |   |                     |                     |                      |                     |
|           | Fire Protection Fund Revenues           | \$ 1,030,163        | \$ 1,012,758        | \$ 1,020,596         | 1,020,596           |
|           | TOTAL REVENUES                          | <u>\$ 1,030,163</u> | <u>\$ 1,012,758</u> | <u>\$ 1,020,596</u>  | <u>\$ 1,020,596</u> |



FUND: 143 - Fire Protection Fund  
 FUNCTION: Other Uses  
 ACTIVITY: Interfund Transfer

DEPARTMENT: Public Safety  
 DIVISION: Fire Services  
 COST CENTER: 330205 - Transfers

| Account   | Title                                   | Actual<br>FY 18-19 | Adopted<br>FY 19-20 | Proposed<br>FY 20-21 | Adopted<br>FY 20-21 |
|-----------|---|--------------------|---------------------|----------------------|---------------------|
| 51101     | Executive Salaries                      | \$ 0               | \$ 0                | \$ 0                 | 0                   |
| 51201     | Regular Salaries & Wages                | 0                  | 0                   | 0                    | 0                   |
| 51301     | Other Salaries & Wages                  | 0                  | 0                   | 0                    | 0                   |
| 51401     | Overtime                                | 0                  | 0                   | 0                    | 0                   |
| 51501     | Special pay                             | 0                  | 0                   | 0                    | 0                   |
| 52101     | FICA Taxes                              | 0                  | 0                   | 0                    | 0                   |
| 52201     | Retirement Contributions                | 0                  | 0                   | 0                    | 0                   |
| 52301     | Life & Health Insurance                 | 0                  | 0                   | 0                    | 0                   |
| 52401     | Workers' Compensation                   | 0                  | 0                   | 0                    | 0                   |
| 52501     | Unemployment Compensation               | 0                  | 0                   | 0                    | 0                   |
|           | PERSONNEL COSTS                         | <u>0</u>           | <u>0</u>            | <u>0</u>             | <u>0</u>            |
| 53101     | Professional Services                   | 0                  | 0                   | 0                    | 0                   |
| 53201     | Accounting & Auditing                   | 0                  | 0                   | 0                    | 0                   |
| 53301     | Court Reporter Services                 | 0                  | 0                   | 0                    | 0                   |
| 53401     | Other Contractual Services              | 0                  | 0                   | 0                    | 0                   |
| 53422     | Volunteer Fire Stipends                 | 0                  | 0                   | 0                    | 0                   |
| 53501     | Investigations                          | 0                  | 0                   | 0                    | 0                   |
| 53601     | Pension Benefits                        | 0                  | 0                   | 0                    | 0                   |
| 54001     | Travel & Per Diem                       | 0                  | 0                   | 0                    | 0                   |
| 54101     | Communications                          | 0                  | 0                   | 0                    | 0                   |
| 54201     | Postage & Freight                       | 0                  | 0                   | 0                    | 0                   |
| 54301     | Utility Services                        | 0                  | 0                   | 0                    | 0                   |
| 54401     | Rentals & Leases                        | 0                  | 0                   | 0                    | 0                   |
| 54501     | Insurance                               | 0                  | 0                   | 0                    | 0                   |
| 54601     | Repair & Maintenance Services           | 0                  | 0                   | 0                    | 0                   |
| 54701     | Printing & Binding                      | 0                  | 0                   | 0                    | 0                   |
| 54801     | Promotional Activities                  | 0                  | 0                   | 0                    | 0                   |
| 54901     | Other Current Charges & Obligations     | 0                  | 0                   | 0                    | 0                   |
| 55101     | Office Supplies                         | 0                  | 0                   | 0                    | 0                   |
| 55201     | Operating Supplies                      | 0                  | 0                   | 0                    | 0                   |
| 55301     | Road Materials & Supplies               | 0                  | 0                   | 0                    | 0                   |
| 55401     | Books, Pubs, & Subs                     | 0                  | 0                   | 0                    | 0                   |
| 55501     | Training & Registrations                | 0                  | 0                   | 0                    | 0                   |
| 55801     | Bad Debt                                | 0                  | 0                   | 0                    | 0                   |
| 55901     | Depreciation                            | 0                  | 0                   | 0                    | 0                   |
|           | OPERATING COSTS                         | <u>0</u>           | <u>0</u>            | <u>0</u>             | <u>0</u>            |
| 56101     | Land                                    | 0                  | 0                   | 0                    | 0                   |
| 56201     | Buildings                               | 0                  | 0                   | 0                    | 0                   |
| 56301     | Improvements Other Than Buildings       | 0                  | 0                   | 0                    | 0                   |
| 56401     | Machinery & Equipment                   | 0                  | 0                   | 0                    | 0                   |
| 56501     | Construction in Progress                | 0                  | 0                   | 0                    | 0                   |
| 56601     | Books, Publications & Library Materials | 0                  | 0                   | 0                    | 0                   |
|           | CAPITAL OUTLAY                          | <u>0</u>           | <u>0</u>            | <u>0</u>             | <u>0</u>            |
| 57101     | Principal                               | 0                  | 0                   | 0                    | 0                   |
| 57201     | Interest                                | 0                  | 0                   | 0                    | 0                   |
| 57301     | Other Debt Service Costs                | 0                  | 0                   | 0                    | 0                   |
|           | DEBT SERVICE                            | <u>0</u>           | <u>0</u>            | <u>0</u>             | <u>0</u>            |
| 58101     | Aids to Governmental Agencies           | 0                  | 0                   | 0                    | 0                   |
| 58201     | Aids to Private Organizations           | 0                  | 0                   | 0                    | 0                   |
| 58301     | Other Grants and Aids                   | 0                  | 0                   | 0                    | 0                   |
|           | GRANTS AND AIDS                         | <u>0</u>           | <u>0</u>            | <u>0</u>             | <u>0</u>            |
| 59101     | Transfers                               | 266,256            | 270,772             | 286,380              | 286,380             |
| 59801     | Reserves                                | 0                  | 0                   | 0                    | 0                   |
|           | NON-OPERATING COSTS                     | <u>266,256</u>     | <u>270,772</u>      | <u>286,380</u>       | <u>286,380</u>      |
|           | TOTAL BUDGET                            | <u>\$ 266,256</u>  | <u>\$ 270,772</u>   | <u>\$ 286,380</u>    | <u>\$ 286,380</u>   |
| RESOURCES |   |                    |                     |                      |                     |
|           | Fire Protection Fund Revenues           | \$ 266,256         | \$ 270,772          | \$ 286,380           | \$ 286,380          |
|           | TOTAL REVENUES                          | <u>\$ 266,256</u>  | <u>\$ 270,772</u>   | <u>\$ 286,380</u>    | <u>\$ 286,380</u>   |

# PUBLIC WORKS DEPARTMENT



To provide efficient, responsive services that enhance the quality of life, meet common needs and promote a safe and healthy community.

# Objectives

## Road Division:

- Provide maintenance and repair to the transportation and drainage infrastructure, which is performed through three operational task groups:
- Road Maintenance - Maintenance of roads and drainage systems; services include mowing of rights-of-way, dirt road grading, pothole repair, tree trimming and dead tree removal, road shoulder repair, driveway repair, cleaning, repair and maintenance of drainage structures and street sweeping
- Holding Pond Maintenance – Maintenance and repair of holding ponds as required by NPDES permit
- Sign Maintenance – Maintenance and upgrade of traffic control sign systems according to MUTCD standards and regulations

## Fleet Maintenance Division:

- Ensure vehicles and equipment are safe and fully operational; perform preventative maintenance services on light, heavy, and miscellaneous equipment on a scheduled basis; perform repairs as needed; and maintain replacement schedules for vehicles and equipment
- Provide road and field service repairs on disabled vehicles, towing service, in-house tire repairs for all BCC vehicles, and schedule replacement due to wear and/or damage
- Provide warehouse services for the Fleet Division and the Road Division, inventory and usage reports to all BCC departments/divisions for cost accounting, and Tier 2 reporting under Federal Code Regulations
- Manage all fuel and lubricant purchases, storage and distribution to all BCC and elected officials' agencies
- Inspect all sites monthly to ensure Florida DEP compliance
- Oversee and perform maintenance on 32 storage sites featuring nine fueling islands, nine fire stations and 14 generator sets

## Pensacola Beach:

- Maintain and enhance landscaping and sprinkler system
- Maintain public parking lots
- Maintain and repair dune crosswalks, piers and docks, boardwalks, picnic shelters, lights and electrical
- Clean up all beaches, parking areas, roadways and other public areas
- Maintain and clean public restrooms and showers
- Maintain and clean the recreational trail
- Maintain recreational facilities
- Pave and repair streets and parking lots
- Storm water management
- Create and maintain information and regulatory signs
- Maintain, repair, clean governmental buildings
- Repair and maintain SRIA, PW's and Public Safety's Pensacola Beach vehicles and equipment
- Utilities management
- Turtle monitoring program
- Monitor beach nourishment and beach erosion
- Hurricane evacuation and return and clean-up

# Accomplishments

- ▶ Repaired 10,651 potholes


▶ Completed 16,356 maintenance work orders

▶ Restriped all public parking lots on Pensacola Beach
- ▶ Constructed and installed new roofs on all trolley stops on Pensacola Beach

▶ Fleet completed 6,900 repair work orders

## FUNDING PRIORITIES FY 2020 – 21

| Major Issues Funded             | Amount             |
|---------------------------------|--------------------|
| Road & Right-of Way Maintenance | <b>\$9,334,500</b> |
| Street Sign Maintenance         | <b>\$520,000</b>   |
| Holding Pond Maintenance        | <b>\$1,130,530</b> |
| Fleet Maintenance               | <b>\$3,027,770</b> |
| Fuel Distribution               | <b>\$6,500,000</b> |
| Pensacola Beach Maintenance     | <b>\$2,592,410</b> |







# Performance Measures

|   | FY 2017 / 2018<br>Actual | FY 2018 / 2019<br>Actual | FY 2019 / 2020<br>Actual | FY 2020 / 2021<br>(Estimate) |
|---|--------------------------|--------------------------|--------------------------|------------------------------|
| Reported potholes patched within 48 hours                       | 95%                      | 95%                      | 95%                      | 95%                          |
| Row mowing*, complete four cycles per year                      | 65%                      | 70%                      | 70%                      | 70%                          |
| Dirt road grading, complete route every four weeks              | 100%                     | 100%                     | 100%                     | 100%                         |
| Holding pond mowing, complete two cycles per year               | 100%                     | 100%                     | 100%                     | 100%                         |
| Street sweeping, complete four cycles per year**                | 50%                      | 65%                      | 65%                      | 65%                          |
| Signs, inspect / repair all signs twice per year                | 100%                     | 100%                     | 100%                     | 100%                         |
| Sidewalk maintenance (98 mi.), complete four cycles per year*** | 70%                      | 75%                      | 75%                      | 75%                          |
| Number of fleet repair / maintenance work orders****            | 5,023                    | 5,536                    | 5,700                    | 6,900                        |
| Number of fleet preventive maintenance services****             | 602                      | 980                      | 1,050                    | 1,300                        |
| Number of gallons of fuel delivered                             | 1,700,000                | 1,800,000                | 1,750,000                | 1,900,000                    |
| Number of reportable spills of fuel                             | 0                        | 0                        | 0                        | 0                            |
| Number of gallons of lubricant delivered                        | 6,100                    | 6,200                    | 6,100                    | 7,500                        |
| Number of reportable spills of lubricant                        | 0                        | 0                        | 0                        | 0                            |

\*ROW mowing figures reflected include the arterial and collector roads only. If smaller roads maintained in the districts are included, percentage would be less.

\*\*Street sweeping estimates for current and next FY reflect loss of personnel/positions and additional curb miles yearly.

\*\*\*Sidewalk maintenance figures reflect loss of inmate crews in prior FYs and less than full staffing in current & next FY.


\*\*\*\*Fleet estimates reflect increases due to possible consolidation of Fleet services.



## Benchmark Data

|  | Escambia County               | Benchmark                     |
|--|-------------------------------|-------------------------------|
| <b>ROW mowing</b>  | <b>.74</b> hours/<br>acres    | <b>.65</b> hours/<br>acres    |
| <b>Pothole patching*</b>   | <b>9,286</b> man<br>hours/ton | <b>7,497</b> man<br>hours/ton |
| <b>Sign maintenance</b><br>ground signs, 30 square feet or less            | <b>.472</b> man<br>hours/sign | <b>.595</b> man<br>hours/sign |
| <b>Average hourly shop rate<br/>for Fleet Maintenance</b>                  | <b>\$52.00</b>                | <b>\$72.64</b>                |
| <b>Average percent of available hours<br/>billed for Fleet Maintenance</b> | <b>67%</b>                    | <b>74.49%</b>                 |
| <b>Average number of gallons<br/>of fuel managed</b>                       | <b>1,768,538</b>              | <b>1,803,738</b>              |
| <b>Average number of gallons of<br/>lubricant managed</b>                  | <b>5,900</b>                  | <b>3,900</b>                  |
| <b>NPDES – notices of violation<br/>during construction</b>                | <b>0</b>                      | <b>0</b>                      |
| <b>Resurfacing cost per mile with<br/>curb and gutter, no striping</b>     | <b>\$148,000</b>              | <b>\$352,800</b>              |

**Sources:** Fleet: Shop rate— Lake County, FL \$ 68.00, Leon County FL, \$78.00 Okaloosa County \$ 71.92 (avg) • Billable hours: Ref. Florida Benchmarking Consortium 2012-13; 11 Florida Counties reporting • Fuel: Ref. Florida Benchmarking Consortium 2012-13; 13 Florida Counties reporting • Engineering – FDEP, FDOT • City of Pensacola • Florida Department of Transportation (FDOT) Maintenance Management Systems Manual • \*FDOT utilizes “throw and go” for hand patching. Escambia County utilizes saw cut and hand tamp methods, which is more time-consuming



## Advisory Boards

Professional Advisory Committee to Land Development Code Standards



# Statutory Responsibilities

National Pollutant Discharge Elimination System (NPDES)  
 Manual on Uniform Traffic Control Devices (MUTCD)  
 Rule 62-620.200(1), Florida Administrative Code (F.A.C.) , Rule 62-620.200(21), F.A.C.  
 Florida Statutes Chapters 62-761 and 62-762 F.A.C.  
 Federal Code of Regulations SARA Title III

## STATE:

Chapter 163, pt II Local Government Comprehensive and Land Development Regulation Act  
 Chapter 177 Land Boundaries; Chapter 177.101 Vacation & Annulment of Plats S/D Land  
 Chapter 125.37 Exchange of County Property; Chapter 286.23 Real Property Conveyed to Public Agency  
 Chapter 316 State Uniform Traffic Control; Chapter 336 County Road System  
 Chapter 336.08 Relocation or Change of Roads (Vacations)  
 Chapter 471 Engineering; Chapter 472 Land Surveying  
 Florida Administrative Code:  
 Chapter 5J-17, Board of Professional Surveyors and Mappers  
 Chapter 9J-5 Minimum Criteria for Review of Local Government Comprehensive Plan

## Local:

Escambia County Road Paving & Drainage Technical Specifications  
 Florida Statute Chapter 316.008(B),(F),(J) Determine/Designate/Coordinate Enforcement  
 Florida Statute Chapter 316.189 Determine / Designate / Coordinate Enforcement  
 Florida Statute Chapter 316.183 Determine / Designate / Coordinate Enforcement  
 Florida Statute Chapter 316.1895 Determine / Designate / Coordinate Enforcement  
 Florida Statute Chapter 316.008(A) Determine / Designate/Coordinate Enforcement  
 Florida Statute Chapter 316.1895 Determine/Maintain Inventory  
 Florida Statute Chapter 351.03 Determine / Maintain Inventory  
 Florida Statute Chapter 316.008(D),(I) Determine/Designate  
 Florida Statute Chapter 316.008(L) Determine/Designate/Maintain  
 Florida Statute Chapter 316.008(N), (I) Determine/Designate/Coordinate Enforcement  
 Florida Statute Chapter 316.077 Determine/Coordinate Mitigation  
 Transportation Services (Transportation Disadvantaged)-Florida Statute 427-011-427017  
 Florida Statute Chapter 338.161 Electronic Toll Collections  
 Florida Statute Chapter 338.155 Payment of Tolls  
 Florida Statute Chapter 316.640 Enforcement of Traffic Laws  
 Florida Statute Chapter 316.1001 Payment of Tolls/Penalties  
 Florida Statute Chapter 318.18 Amount of Penalties  
 Florida Statute Chapter 20.23(4)(a) Department of Transportation  
 Florida Statute Chapter 334.044 – Department; powers and duties  
 Florida Statute Chapter 334.048 – Legislative intent with respect to Department management accountability and monitoring system  
 Florida Statute Chapter 336.045 – Uniform minimum standards for design, construction, and maintenance; advisory committees





## Significant Changes for FY 2020 - 21

Public Works has implemented a county-wide GPS monitoring and tracking system. Items such as engine idling, speeding, location, and fleet utilization will continue to be measured, tracked and analyzed for driver behavior patterns and cost-saving opportunities.



## Goals

### Road Maintenance Division

The Road Maintenance Division's main goal is to become fully staffed – Achieving this goal will bring efficiency in all areas of the Road Maintenance operations.

### Fleet Maintenance Division

The Fleet Maintenance Division's goal is to complete the consolidation of the Public Safety Fleet (Fire and EMS) into the Public Works Fleet Operations – Achieving this goal will result in operational and financial efficiencies for the County. Additionally, service of the First Responder Fleet will be much improved.

### Pensacola Beach Public Works

Pensacola Beach Public Works' goal is to seek out and implement technology to assist in the collection and removal of trash from the beach – Achieving this goal will bring efficiency to the operations and provide better service to the Beach patrons.



**STAFFING ALLOCATION**

| Position Classification                  | Pay Grade | 2018-19 Authorized | 2019-20 Authorized | 2020-21 Adopted |
|--|-----------|--------------------|--------------------|-----------------|
| <b>Roads Administration</b>              |           |                    |                    |                 |
| Accountant                               | C42       | 1                  | 1                  | 1               |
| Branch Director                          | E81       | 1                  | 1                  | 0               |
| Department Director II                   | E82       | 0                  | 0                  | 1               |
| Directors' Aide                          | B32       | 1                  | 1                  | 1               |
| Human Resource Associate I               | B21       | 1                  | 1                  | 1               |
| Storekeeper/Warehouse Supervisor         | B22       | 1                  | 1                  | 1               |
| <b>TOTAL</b>                             |           | <b>5</b>           | <b>5</b>           | <b>5</b>        |
| <b>Road Maintenance*</b>                 |           |                    |                    |                 |
| Equipment Operator II                    | B21       | 39                 | 38                 | 38              |
| Equipment Operator II (Term)             | B21       | 5                  | 5                  | 5               |
| Equipment Operator III                   | B22       | 22                 | 22                 | 22              |
| Equipment Operator IV                    | B23       | 16                 | 16                 | 16              |
| Field Supervisor                         | B32       | 7                  | 7                  | 7               |
| Road Construction Specialist             | B22       | 2                  | 2                  | 2               |
| Road Division Manager                    | D63       | 2                  | 2                  | 2               |
| Senior Office Support Assistant          | A12       | 2                  | 2                  | 2               |
| <b>TOTAL</b>                             |           | <b>95</b>          | <b>94</b>          | <b>94</b>       |
| <b>Road Maintenance/Holding Ponds</b>    |           |                    |                    |                 |
| Equipment Operator II                    | B21       | 8                  | 8                  | 9               |
| Equipment Operator III                   | B22       | 6                  | 6                  | 6               |
| Equipment Operator IV                    | B23       | 2                  | 2                  | 2               |
| Field Supervisor                         | B32       | 2                  | 2                  | 2               |
| <b>TOTAL</b>                             |           | <b>18</b>          | <b>18</b>          | <b>19</b>       |
| <b>Road Maintenance/Sign Maintenance</b> |           |                    |                    |                 |
| Field Supervisor                         | B32       | 1                  | 1                  | 1               |
| Road Construction Specialist             | B22       | 6                  | 6                  | 6               |
| <b>TOTAL</b>                             |           | <b>7</b>           | <b>7</b>           | <b>7</b>        |

\*Division includes approximately 14 Seasonal Equipment Operator I positions

**STAFFING ALLOCATION**

| Position Classification               | Pay Grade | 2018-19 Authorized | 2019-20 Authorized | 2020-21 Adopted |
|---------------------------------------|-----------|--------------------|--------------------|-----------------|
| <b>Fleet Maintenance</b>              |           |                    |                    |                 |
| Division Manager                      | D63       | 1                  | 1                  | 1               |
| Fleet Maintenance Specialist          | B23       | 1                  | 1                  | 1               |
| Fleet Maintenance Supervisor          | B31       | 1                  | 1                  | 1               |
| Fleet Maintenance Technician          | B22       | 11                 | 11                 | 11              |
| Fleet Maintenance Worker              | B21       | 2                  | 2                  | 2               |
| Lead Fleet Maintenance Technician     | B23       | 3                  | 3                  | 3               |
| Lead Power Equipment Technician       | B23       | 1                  | 1                  | 1               |
| Office Support Assistant              | A11       | 1                  | 1                  | 1               |
| Power Equipment Technician            | B21       | 1                  | 1                  | 1               |
| Senior Office Support Assistant       | A12       | 1                  | 1                  | 1               |
| Storekeeper/Warehouse Technician      | A13       | 3                  | 3                  | 3               |
| <b>TOTAL</b>                          |           | <b>26</b>          | <b>26</b>          | <b>26</b>       |
| <b>Fuel</b>                           |           |                    |                    |                 |
| Equipment Operator III                | B22       | 2                  | 2                  | 2               |
| Fuel Distribution Assistant           | A12       | 1                  | 1                  | 1               |
| Fuel Distribution Supervisor          | B31       | 1                  | 1                  | 1               |
| <b>TOTAL</b>                          |           | <b>4</b>           | <b>4</b>           | <b>4</b>        |
| <b>Santa Rosa Island Public Works</b> |           |                    |                    |                 |
| Administrative Assistant              | B22       | 2                  | 2                  | 2               |
| Equipment Operator I                  | A12       | 5                  | 5                  | 5               |
| Field Supervisor                      | B32       | 2                  | 2                  | 2               |
| Fleet Maintenance Supervisor          | B31       | 1                  | 1                  | 1               |
| Fleet Maintenance Technician          | B22       | 1                  | 1                  | 1               |
| Lead Maintenance Technician           | B23       | 4                  | 4                  | 4               |
| Maintenance Technician                | B22       | 1                  | 1                  | 1               |
| Maintenance Worker                    | B21       | 7                  | 7                  | 7               |
| Program Manager-R&B Const Maint       | C43       | 1                  | 1                  | 1               |
| <b>TOTAL</b>                          |           | <b>24</b>          | <b>24</b>          | <b>24</b>       |
| <b>Public Works Administration**</b>  |           |                    |                    |                 |
| Accounting Manager                    | C51       | 1                  | 0                  | 0               |
| Accounting Technician                 | B21       | 2                  | 0                  | 0               |
| Administrative Assistant              | B22       | 1                  | 0                  | 0               |
| Department Director III               | E83       | 1                  | 0                  | 0               |
| Director's Aide                       | B32       | 1                  | 0                  | 0               |
| <b>TOTAL</b>                          |           | <b>6</b>           | <b>0</b>           | <b>0</b>        |

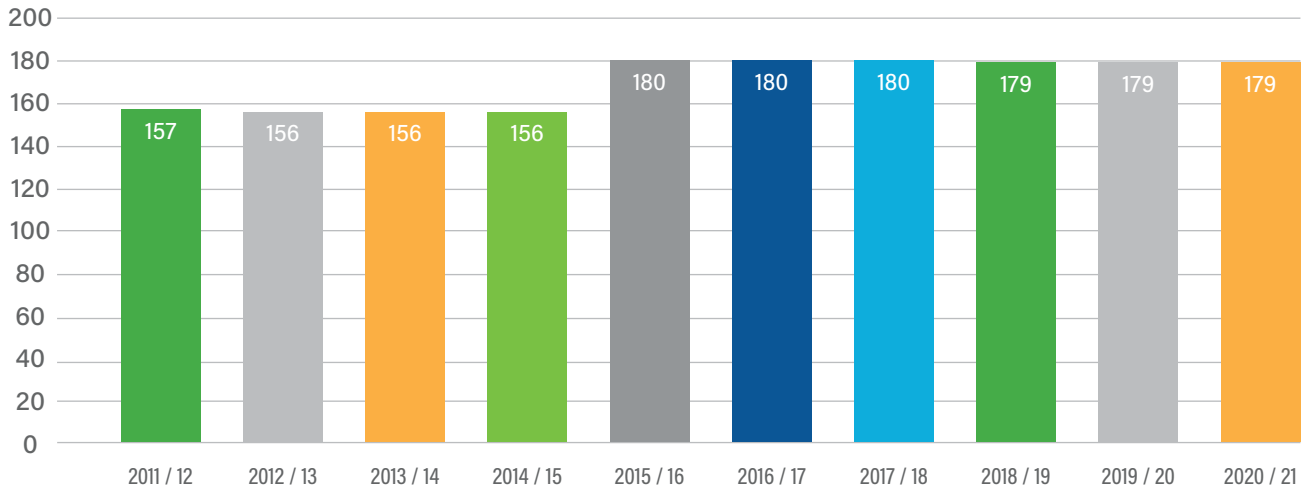
\*\*Moved under the Engineering Department

**STAFFING ALLOCATION**

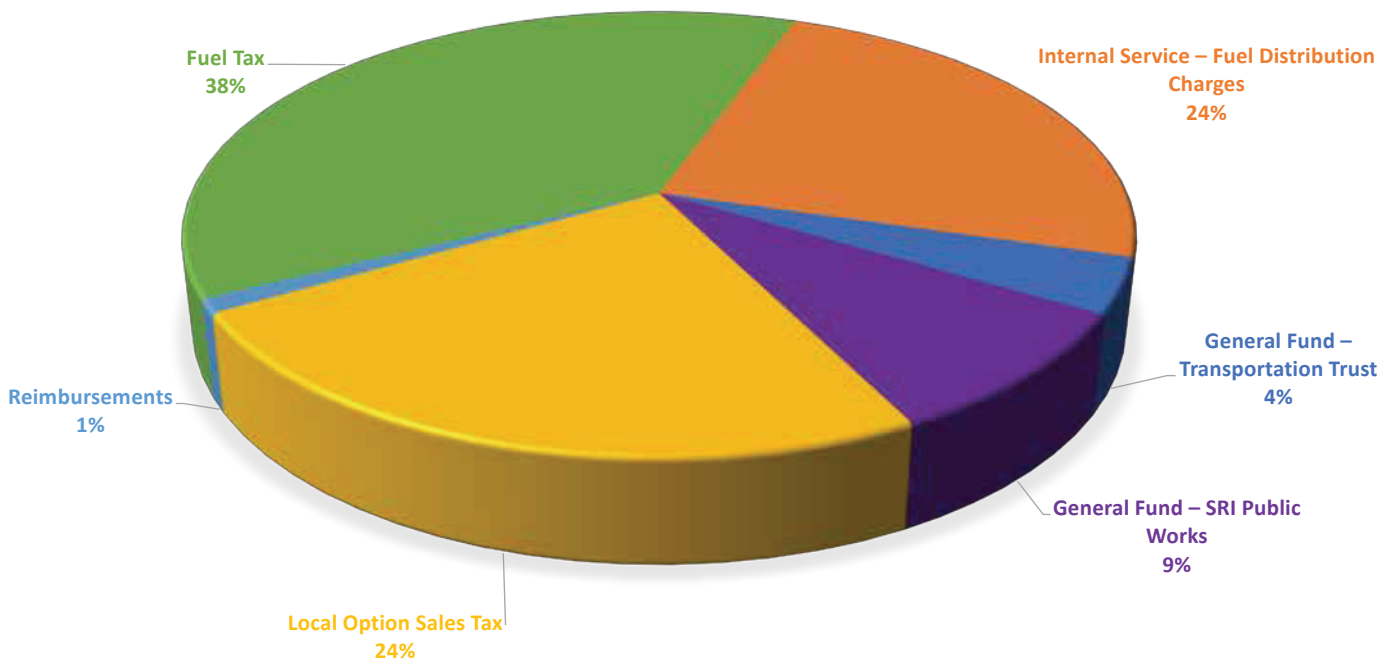
| Position Classification                       | Pay Grade | 2018-19 Authorized | 2019-20 Authorized | 2020-21 Adopted |
|---|-----------|--------------------|--------------------|-----------------|
| <b>Engineering**</b>                          |           |                    |                    |                 |
| Administrative Assistant                      | B22       | 1                  | 0                  | 0               |
| Engineering Program Coordinator               | C42       | 1                  | 0                  | 0               |
| Engineering Technician                        | B22       | 2                  | 0                  | 0               |
| Real Estate Acquisition Manager               | C51       | 1                  | 0                  | 0               |
| Real Estate Acquisition Specialist            | B22       | 0                  | 0                  | 0               |
| <b>TOTAL</b>                                  |           | <b>5</b>           | <b>0</b>           | <b>0</b>        |
| <b>Transportation and Traffic**</b>           |           |                    |                    |                 |
| Branch Director                               | E81       | 1                  | 0                  | 0               |
| County Surveyor                               | C53       | 1                  | 0                  | 0               |
| Director's Aide                               | B32       | 1                  | 0                  | 0               |
| Engineering Program Coordinator               | C42       | 1                  | 0                  | 0               |
| Engineering Specialist                        | B23       | 6                  | 0                  | 0               |
| Engineering Specialist-Signal                 | B23       | 1                  | 0                  | 0               |
| Engineering Technician                        | B22       | 6                  | 0                  | 0               |
| Engineering Technician-Signal                 | B22       | 1                  | 0                  | 0               |
| Program Manager                               | C51       | 1                  | 0                  | 0               |
| Senior Office Support Assistant               | A12       | 1                  | 0                  | 0               |
| <b>TOTAL</b>                                  |           | <b>20</b>          | <b>0</b>           | <b>0</b>        |
| <b>Bob Sikes Toll Bridge Administration**</b> |           |                    |                    |                 |
| Administrative Assistant                      | B22       | 1                  | 0                  | 0               |
| Transportation & Traffic Ops Manager          | D63       | 1                  | 0                  | 0               |
| <b>TOTAL</b>                                  |           | <b>2</b>           | <b>0</b>           | <b>0</b>        |
| <b>Transportation and Drainage LOST**</b>     |           |                    |                    |                 |
| Construction Inspector                        | B21       | 1                  | 0                  | 0               |
| Construction Manager                          | C51       | 1                  | 0                  | 0               |
| Deputy Division Manager                       | D61       | 1                  | 0                  | 0               |
| Division Manager                              | D63       | 0                  | 0                  | 0               |
| Eng & Construction Mgmt Div Mgr               | D63       | 1                  | 0                  | 0               |
| Engineering Project Coordinator               | C41       | 3                  | 0                  | 0               |
| Engineering Specialist                        | B23       | 1                  | 0                  | 0               |
| Engineering Technician                        | B22       | 1                  | 0                  | 0               |
| Lead Drafter/Eng Project Coordinator          | C41       | 1                  | 0                  | 0               |
| Program Manager – Design                      | C51       | 1                  | 0                  | 0               |
| Property Acquisition Project Coordinator      | C41       | 1                  | 0                  | 0               |
| Senior Engineering Project Coordinator        | C43       | 2                  | 0                  | 0               |
| Stormwater Manager                            | C52       | 1                  | 0                  | 0               |
| Structural Engineer                           | D63       | 1                  | 0                  | 0               |
| <b>TOTAL</b>                                  |           | <b>16</b>          | <b>0</b>           | <b>0</b>        |

\*\*Moved under the Engineering Department

# Employees



## Revenue Funding: \$29.9M



FUND: 175 - Transportation Trust  
 FUNCTION: Transportation  
 ACTIVITY: Road & Street Facilities

DEPARTMENT: Public Works  
 DIVISION: Road Division  
 COST CENTER: 260101 - Administration

| Account   | Title  | Actual<br>FY 18-19 | Adopted<br>FY 19-20 | Proposed<br>FY 20-21 | Adopted<br>FY 20-21 |
|-----------|--|--------------------|---------------------|----------------------|---------------------|
| 51101     | Executive Salaries                               | \$ 0               | \$ 0                | \$ 0                 | 0                   |
| 51201     | Regular Salaries & Wages                         | 312,175            | 312,019             | 317,634              | 317,634             |
| 51301     | Other Salaries & Wages                           | 0                  | 0                   | 0                    | 0                   |
| 51401     | Overtime   | 1,072              | 0                   | 0                    | 0                   |
| 51501     | Special pay                                      | 4,800              | 7,200               | 7,200                | 7,200               |
| 52101     | FICA Taxes                                       | 24,504             | 24,420              | 24,851               | 24,851              |
| 52201     | Retirement Contributions                         | 47,644             | 50,346              | 57,648               | 57,648              |
| 52301     | Life & Health Insurance                          | 27,096             | 50,000              | 50,000               | 50,000              |
| 52401     | Workers' Compensation                            | 562                | 443                 | 496                  | 496                 |
| 52501     | Unemployment Compensation                        | 0                  | 0                   | 0                    | 0                   |
|           | PERSONNEL COSTS                                  | <u>417,853</u>     | <u>444,428</u>      | <u>457,829</u>       | <u>457,829</u>      |
| 53101     | Professional Services                            | 150                | 0                   | 0                    | 0                   |
| 53201     | Accounting & Auditing                            | 0                  | 0                   | 0                    | 0                   |
| 53301     | Court Reporter Services                          | 0                  | 0                   | 0                    | 0                   |
| 53401     | Other Contractual Services                       | 11,940             | 15,148              | 15,148               | 15,148              |
| 53501     | Investigations                                   | 0                  | 0                   | 0                    | 0                   |
| 53601     | Pension Benefits                                 | 0                  | 0                   | 0                    | 0                   |
| 54001     | Travel & Per Diem                                | 0                  | 3,300               | 3,300                | 3,300               |
| 54101     | Communications                                   | 73,829             | 78,114              | 78,114               | 78,114              |
| 54201     | Postage & Freight                                | 13                 | 200                 | 0                    | 0                   |
| 54301     | Utility Services                                 | 0                  | 0                   | 0                    | 0                   |
| 54401     | Rentals & Leases                                 | 0                  | 0                   | 0                    | 0                   |
| 54501     | Insurance  | 0                  | 0                   | 0                    | 0                   |
| 54601     | Repair & Maintenance Services                    | 1,053              | 2,100               | 2,100                | 2,100               |
| 54701     | Printing & Binding                               | 64                 | 0                   | 0                    | 0                   |
| 54801     | Promotional Activities                           | 0                  | 0                   | 0                    | 0                   |
| 54901     | Other Current Charges & Obligations              | 0                  | 0                   | 0                    | 0                   |
| 54931     | Host Ordinance                                   | 0                  | 0                   | 0                    | 0                   |
| 55101     | Office Supplies                                  | 1,681              | 2,500               | 2,500                | 2,500               |
| 55201     | Operating Supplies                               | 3,512              | 6,500               | 6,500                | 6,500               |
| 55204     | Fuel   | 0                  | 0                   | 0                    | 0                   |
| 55301     | Road Materials & Supplies                        | 0                  | 0                   | 0                    | 0                   |
| 55401     | Books, Publications, Subscriptions & Memberships | 2,528              | 3,240               | 3,240                | 3,240               |
| 55501     | Training & Registration                          | 0                  | 0                   | 0                    | 0                   |
| 55801     | Bad Debt   | 0                  | 0                   | 0                    | 0                   |
| 55901     | Depreciation                                     | 0                  | 0                   | 0                    | 0                   |
|           | OPERATING COSTS                                  | <u>94,770</u>      | <u>111,102</u>      | <u>110,902</u>       | <u>110,902</u>      |
| 56101     | Land   | 0                  | 0                   | 0                    | 0                   |
| 56201     | Buildings  | 0                  | 0                   | 0                    | 0                   |
| 56301     | Improvements Other Than Buildings                | 0                  | 0                   | 0                    | 0                   |
| 56401     | Machinery & Equipment                            | 1,675              | 0                   | 0                    | 0                   |
| 56501     | Construction in Progress                         | 0                  | 0                   | 0                    | 0                   |
| 56601     | Books, Publications & Library Materials          | 0                  | 0                   | 0                    | 0                   |
| 56801     | Intangible Assets                                | 0                  | 0                   | 0                    | 0                   |
|           | CAPITAL OUTLAY                                   | <u>1,675</u>       | <u>0</u>            | <u>0</u>             | <u>0</u>            |
| 57101     | Principal  | 0                  | 0                   | 0                    | 0                   |
| 57201     | Interest   | 0                  | 0                   | 0                    | 0                   |
| 57301     | Other Debt Service Costs                         | 0                  | 0                   | 0                    | 0                   |
|           | DEBT SERVICE                                     | <u>0</u>           | <u>0</u>            | <u>0</u>             | <u>0</u>            |
| 58101     | Aids to Governmental Agencies                    | 0                  | 0                   | 0                    | 0                   |
| 58201     | Aids to Private Organizations                    | 0                  | 0                   | 0                    | 0                   |
| 58301     | Other Grants and Aids                            | 0                  | 0                   | 0                    | 0                   |
|           | GRANTS AND AIDS                                  | <u>0</u>           | <u>0</u>            | <u>0</u>             | <u>0</u>            |
| 59101     | Transfers  | 0                  | 0                   | 0                    | 0                   |
| 59801     | Reserves   | 0                  | 0                   | 0                    | 0                   |
|           | NON-OPERATING COSTS                              | <u>0</u>           | <u>0</u>            | <u>0</u>             | <u>0</u>            |
|           | TOTAL BUDGET                                     | <u>\$ 514,298</u>  | <u>\$ 555,530</u>   | <u>\$ 568,731</u>    | <u>\$ 568,731</u>   |
| RESOURCES |  |                    |                     |                      |                     |
|           | Transportation Trust Revenues                    | \$ 514,298         | \$ 555,530          | \$ 568,731           | \$ 568,731          |
|           | TOTAL REVENUES                                   | <u>\$ 514,298</u>  | <u>\$ 555,530</u>   | <u>\$ 568,731</u>    | <u>\$ 568,731</u>   |

FUND: 175 - Transportation Trust  
 FUNCTION: Transportation  
 ACTIVITY: Road & Street Facilities

DEPARTMENT: Public Works  
 DIVISION: Road Division  
 COST CENTER: 260102 - Road Maintenance

| Account   | Title  | Actual<br>FY 18-19  | Adopted<br>FY 19-20 | Proposed<br>FY 20-21 | Adopted<br>FY 20-21 |
|-----------|--|---------------------|---------------------|----------------------|---------------------|
| 51101     | Executive Salaries                               | \$ 0                | \$ 0                | \$ 0                 | 0                   |
| 51201     | Regular Salaries & Wages                         | 3,196,771           | 3,512,016           | 3,292,418            | 3,292,418           |
| 51301     | Other Salaries & Wages                           | 1,200               | 38,000              | 138,000              | 138,000             |
| 51401     | Overtime   | 41,008              | 50,000              | 50,000               | 50,000              |
| 51501     | Special Pay                                      | 0                   | 13,197              | 6,000                | 6,000               |
| 52101     | FICA Taxes                                       | 248,427             | 284,069             | 266,709              | 266,709             |
| 52201     | Retirement Contributions                         | 286,125             | 341,022             | 379,075              | 379,075             |
| 52301     | Life & Health Insurance                          | 996,874             | 940,000             | 940,000              | 940,000             |
| 52401     | Workers' Compensation                            | 351,972             | 277,655             | 314,645              | 314,645             |
| 52501     | Unemployment Compensation                        | 0                   | 0                   | 0                    | 0                   |
|           | PERSONNEL COSTS                                  | <u>5,122,377</u>    | <u>5,455,959</u>    | <u>5,386,847</u>     | <u>5,386,847</u>    |
| 53101     | Professional Services                            | 0                   | 200,000             | 200,000              | 200,000             |
| 53201     | Accounting & Auditing                            | 0                   | 0                   | 0                    | 0                   |
| 53301     | Court Reporter Services                          | 0                   | 0                   | 0                    | 0                   |
| 53401     | Other Contractual Services                       | 22,885              | 15,750              | 20,120               | 20,120              |
| 53501     | Investigations                                   | 0                   | 0                   | 0                    | 0                   |
| 53601     | Pension Benefits                                 | 0                   | 0                   | 0                    | 0                   |
| 54001     | Travel & Per Diem                                | 0                   | 10,404              | 10,500               | 10,500              |
| 54101     | Communications                                   | 0                   | 0                   | 0                    | 0                   |
| 54201     | Postage & Freight                                | 0                   | 100                 | 100                  | 100                 |
| 54301     | Utility Services                                 | 140,077             | 160,000             | 153,696              | 153,696             |
| 54401     | Rentals & Leases                                 | 0                   | 0                   | 0                    | 0                   |
| 54501     | Insurance  | 367,500             | 401,195             | 543,237              | 543,237             |
| 54601     | Repair & Maintenance Services                    | 60,404              | 4,000               | 4,000                | 4,000               |
| 54701     | Printing & Binding                               | 1,105               | 1,400               | 1,400                | 1,400               |
| 54801     | Promotional Activities                           | 0                   | 0                   | 0                    | 0                   |
| 54901     | Other Current Charges & Obligations              | 415                 | 10,000              | 10,000               | 10,000              |
| 54931     | Host Ordinance                                   | 0                   | 0                   | 0                    | 0                   |
| 55101     | Office Supplies                                  | 0                   | 0                   | 0                    | 0                   |
| 55201     | Operating Supplies                               | 174,371             | 193,362             | 193,290              | 193,290             |
| 55204     | Fuel   | 624,771             | 950,256             | 950,256              | 950,256             |
| 55301     | Road Materials & Supplies                        | 274,047             | 319,000             | 319,000              | 319,000             |
| 55401     | Books, Publications, Subscriptions & Memberships | 0                   | 0                   | 0                    | 0                   |
| 55501     | Training & Registration                          | 50                  | 5,000               | 5,000                | 5,000               |
| 55801     | Bad Debt   | 0                   | 0                   | 0                    | 0                   |
| 55901     | Depreciation                                     | 0                   | 0                   | 0                    | 0                   |
|           | OPERATING COSTS                                  | <u>1,665,624</u>    | <u>2,270,467</u>    | <u>2,410,599</u>     | <u>2,410,599</u>    |
| 56101     | Land   | 0                   | 0                   | 0                    | 0                   |
| 56201     | Buildings  | 0                   | 0                   | 0                    | 0                   |
| 56301     | Improvements Other Than Buildings                | 0                   | 0                   | 0                    | 0                   |
| 56401     | Machinery & Equipment                            | 1,459,173           | 0                   | 0                    | 0                   |
| 56501     | Construction in Progress                         | 0                   | 0                   | 0                    | 0                   |
| 56601     | Books, Publications & Library Materials          | 0                   | 0                   | 0                    | 0                   |
|           | CAPITAL OUTLAY                                   | <u>1,459,173</u>    | <u>0</u>            | <u>0</u>             | <u>0</u>            |
| 57101     | Principal  | 0                   | 0                   | 0                    | 0                   |
| 57201     | Interest   | 0                   | 0                   | 0                    | 0                   |
| 57301     | Other Debt Service Costs                         | 0                   | 0                   | 0                    | 0                   |
|           | DEBT SERVICE                                     | <u>0</u>            | <u>0</u>            | <u>0</u>             | <u>0</u>            |
| 58101     | Aids to Governmental Agencies                    | 0                   | 0                   | 0                    | 0                   |
| 58201     | Aids to Private Organizations                    | 0                   | 0                   | 0                    | 0                   |
| 58301     | Other Grants and Aids                            | 0                   | 0                   | 0                    | 0                   |
|           | GRANTS AND AIDS                                  | <u>0</u>            | <u>0</u>            | <u>0</u>             | <u>0</u>            |
| 59101     | Transfers  | 0                   | 0                   | 0                    | 0                   |
| 59801     | Reserves   | 0                   | 0                   | 0                    | 0                   |
|           | NON-OPERATING COSTS                              | <u>0</u>            | <u>0</u>            | <u>0</u>             | <u>0</u>            |
|           | TOTAL BUDGET                                     | <u>\$ 8,247,175</u> | <u>\$ 7,726,426</u> | <u>\$ 7,797,446</u>  | <u>\$ 7,797,446</u> |
| RESOURCES |  |                     |                     |                      |                     |
|           | Transportation Trust Revenues                    | \$ 8,247,175        | \$ 7,726,426        | \$ 7,797,446         | \$ 7,797,446        |
|           | TOTAL REVENUES                                   | <u>\$ 8,247,175</u> | <u>\$ 7,726,426</u> | <u>\$ 7,797,446</u>  | <u>\$ 7,797,446</u> |



FUND: 175 - Transportation Trust  
 FUNCTION: Transportation  
 ACTIVITY: Road & Street Facilities

DEPARTMENT: Public Works  
 DIVISION: Road Division  
 COST CENTER: 260205 - Holding Ponds

| Account   | Title  | Actual<br>FY 18-19  | Adopted<br>FY 19-20 | Proposed<br>FY 20-21 | Adopted<br>FY 20-21 |
|-----------|--|---------------------|---------------------|----------------------|---------------------|
| 51101     | Executive Salaries                               | \$ 0                | \$ 0                | \$ 0                 | 0                   |
| 51201     | Regular Salaries & Wages                         | 629,448             | 689,240             | 649,671              | 649,671             |
| 51301     | Other Salaries & Wages                           | 0                   | 0                   | 0                    | 0                   |
| 51401     | Overtime   | 1,410               | 0                   | 0                    | 0                   |
| 51501     | Special pay                                      | 0                   | 7,200               | 0                    | 0                   |
| 52101     | FICA Taxes                                       | 48,646              | 53,278              | 49,700               | 49,700              |
| 52201     | Retirement Contributions                         | 52,495              | 58,991              | 64,970               | 64,970              |
| 52301     | Life & Health Insurance                          | 168,037             | 190,000             | 190,000              | 190,000             |
| 52401     | Workers' Compensation                            | 64,818              | 52,818              | 59,467               | 59,467              |
| 52501     | Unemployment Compensation                        | 0                   | 0                   | 0                    | 0                   |
|           | PERSONNEL COSTS                                  | <u>964,854</u>      | <u>1,051,527</u>    | <u>1,013,808</u>     | <u>1,013,808</u>    |
| 53101     | Professional Services                            | 0                   | 0                   | 0                    | 0                   |
| 53201     | Accounting & Auditing                            | 0                   | 0                   | 0                    | 0                   |
| 53301     | Court Reporter Services                          | 0                   | 0                   | 0                    | 0                   |
| 53401     | Other Contractual Services                       | 0                   | 0                   | 0                    | 0                   |
| 53501     | Investigations                                   | 0                   | 0                   | 0                    | 0                   |
| 53601     | Pension Benefits                                 | 0                   | 0                   | 0                    | 0                   |
| 54001     | Travel & Per Diem                                | 0                   | 0                   | 0                    | 0                   |
| 54101     | Communications                                   | 0                   | 0                   | 0                    | 0                   |
| 54201     | Postage & Freight                                | 0                   | 0                   | 0                    | 0                   |
| 54301     | Utility Services                                 | 0                   | 0                   | 0                    | 0                   |
| 54401     | Rentals & Leases                                 | 385                 | 1,000               | 1,000                | 1,000               |
| 54501     | Insurance  | 0                   | 0                   | 0                    | 0                   |
| 54601     | Repair & Maintenance Services                    | 1,719               | 10,000              | 10,000               | 10,000              |
| 54701     | Printing & Binding                               | 0                   | 0                   | 0                    | 0                   |
| 54801     | Promotional Activities                           | 0                   | 0                   | 0                    | 0                   |
| 54901     | Other Current Charges & Obligations              | 0                   | 0                   | 0                    | 0                   |
| 54931     | Host Ordinance                                   | 0                   | 0                   | 0                    | 0                   |
| 55101     | Office Supplies                                  | 0                   | 0                   | 0                    | 0                   |
| 55201     | Operating Supplies                               | 36,363              | 65,000              | 65,000               | 65,000              |
| 55204     | Fuel   | 0                   | 0                   | 0                    | 0                   |
| 55301     | Road Materials & Supplies                        | 0                   | 0                   | 0                    | 0                   |
| 55401     | Books, Publications, Subscriptions & Memberships | 0                   | 0                   | 0                    | 0                   |
| 55501     | Training & Registration                          | 0                   | 0                   | 0                    | 0                   |
| 55801     | Bad Debt   | 0                   | 0                   | 0                    | 0                   |
| 55901     | Depreciation                                     | 0                   | 0                   | 0                    | 0                   |
|           | OPERATING COSTS                                  | <u>38,467</u>       | <u>76,000</u>       | <u>76,000</u>        | <u>76,000</u>       |
| 56101     | Land   | 0                   | 0                   | 0                    | 0                   |
| 56201     | Buildings  | 0                   | 0                   | 0                    | 0                   |
| 56301     | Improvements Other Than Buildings                | 0                   | 0                   | 0                    | 0                   |
| 56401     | Machinery & Equipment                            | 21,645              | 0                   | 0                    | 0                   |
| 56501     | Construction in Progress                         | 0                   | 0                   | 0                    | 0                   |
| 56601     | Books, Publications & Library Materials          | 0                   | 0                   | 0                    | 0                   |
|           | CAPITAL OUTLAY                                   | <u>21,645</u>       | <u>0</u>            | <u>0</u>             | <u>0</u>            |
| 57101     | Principal  | 0                   | 0                   | 0                    | 0                   |
| 57201     | Interest   | 0                   | 0                   | 0                    | 0                   |
| 57301     | Other Debt Service Costs                         | 0                   | 0                   | 0                    | 0                   |
|           | DEBT SERVICE                                     | <u>0</u>            | <u>0</u>            | <u>0</u>             | <u>0</u>            |
| 58101     | Aids to Governmental Agencies                    | 0                   | 0                   | 0                    | 0                   |
| 58201     | Aids to Private Organizations                    | 0                   | 0                   | 0                    | 0                   |
| 58301     | Other Grants and Aids                            | 0                   | 0                   | 0                    | 0                   |
|           | GRANTS AND AIDS                                  | <u>0</u>            | <u>0</u>            | <u>0</u>             | <u>0</u>            |
| 59101     | Transfers  | 0                   | 0                   | 0                    | 0                   |
| 59801     | Reserves   | 0                   | 0                   | 0                    | 0                   |
|           | NON-OPERATING COSTS                              | <u>0</u>            | <u>0</u>            | <u>0</u>             | <u>0</u>            |
|           | TOTAL BUDGET                                     | <u>\$ 1,024,967</u> | <u>\$ 1,127,527</u> | <u>\$ 1,089,808</u>  | <u>\$ 1,089,808</u> |
| RESOURCES |  |                     |                     |                      |                     |
|           | Transportation Trust Revenues                    | \$ 1,024,967        | \$ 1,127,527        | \$ 1,089,808         | \$ 1,089,808        |
|           | TOTAL REVENUES                                   | <u>\$ 1,024,967</u> | <u>\$ 1,127,527</u> | <u>\$ 1,089,808</u>  | <u>\$ 1,089,808</u> |

FUND: 175 - Transportation Trust  
 FUNCTION: Transportation  
 ACTIVITY: Road & Street Facilities

DEPARTMENT: Public Works  
 DIVISION: Road Division  
 COST CENTER: 260106 - Sign Maintenance

| Account   | Title  | Actual<br>FY 18-19 | Adopted<br>FY 19-20 | Proposed<br>FY 20-21 | Adopted<br>FY 20-21 |
|-----------|--|--------------------|---------------------|----------------------|---------------------|
| 51101     | Executive Salaries                               | \$ 0               | \$ 0                | \$ 0                 | 0                   |
| 51201     | Regular Salaries & Wages                         | 256,509            | 272,272             | 268,557              | 268,557             |
| 51301     | Other Salaries & Wages                           | 0                  | 0                   | 0                    | 0                   |
| 51401     | Overtime   | 2,317              | 0                   | 0                    | 0                   |
| 51501     | Special pay                                      | 0                  | 0                   | 0                    | 0                   |
| 52101     | FICA Taxes                                       | 19,874             | 20,829              | 20,546               | 20,546              |
| 52201     | Retirement Contributions                         | 25,279             | 28,801              | 30,741               | 30,741              |
| 52301     | Life & Health Insurance                          | 87,054             | 70,000              | 70,000               | 70,000              |
| 52401     | Workers' Compensation                            | 26,434             | 20,651              | 24,582               | 24,582              |
| 52501     | Unemployment Compensation                        | 0                  | 0                   | 0                    | 0                   |
|           | PERSONNEL COSTS                                  | <u>417,466</u>     | <u>412,553</u>      | <u>414,426</u>       | <u>414,426</u>      |
| 53101     | Professional Services                            | 0                  | 0                   | 0                    | 0                   |
| 53201     | Accounting & Auditing                            | 0                  | 0                   | 0                    | 0                   |
| 53301     | Court Reporter Services                          | 0                  | 0                   | 0                    | 0                   |
| 53401     | Other Contractual Services                       | 0                  | 0                   | 0                    | 0                   |
| 53501     | Investigations                                   | 0                  | 0                   | 0                    | 0                   |
| 53601     | Pension Benefits                                 | 0                  | 0                   | 0                    | 0                   |
| 54001     | Travel & Per Diem                                | 0                  | 0                   | 0                    | 0                   |
| 54101     | Communications                                   | 0                  | 0                   | 0                    | 0                   |
| 54201     | Postage & Freight                                | 0                  | 0                   | 0                    | 0                   |
| 54301     | Utility Services                                 | 0                  | 0                   | 0                    | 0                   |
| 54401     | Rentals & Leases                                 | 18,980             | 18,980              | 18,980               | 18,980              |
| 54501     | Insurance  | 0                  | 0                   | 0                    | 0                   |
| 54601     | Repair & Maintenance Services                    | 0                  | 0                   | 0                    | 0                   |
| 54701     | Printing & Binding                               | 0                  | 0                   | 0                    | 0                   |
| 54801     | Promotional Activities                           | 0                  | 0                   | 0                    | 0                   |
| 54901     | Other Current Charges & Obligations              | 0                  | 0                   | 0                    | 0                   |
| 54931     | Host Ordinance                                   | 0                  | 0                   | 0                    | 0                   |
| 55101     | Office Supplies                                  | 0                  | 0                   | 0                    | 0                   |
| 55201     | Operating Supplies                               | 67,310             | 85,500              | 85,500               | 85,500              |
| 55204     | Fuel   | 0                  | 0                   | 0                    | 0                   |
| 55301     | Road Materials & Supplies                        | 0                  | 0                   | 0                    | 0                   |
| 55401     | Books, Publications, Subscriptions & Memberships | 0                  | 0                   | 0                    | 0                   |
| 55501     | Training & Registration                          | 0                  | 0                   | 0                    | 0                   |
| 55801     | Bad Debt   | 0                  | 0                   | 0                    | 0                   |
| 55901     | Depreciation                                     | 0                  | 0                   | 0                    | 0                   |
|           | OPERATING COSTS                                  | <u>86,290</u>      | <u>104,480</u>      | <u>104,480</u>       | <u>104,480</u>      |
| 56101     | Land   | 0                  | 0                   | 0                    | 0                   |
| 56201     | Buildings  | 0                  | 0                   | 0                    | 0                   |
| 56301     | Improvements Other Than Buildings                | 0                  | 0                   | 0                    | 0                   |
| 56401     | Machinery & Equipment                            | 0                  | 0                   | 0                    | 0                   |
| 56501     | Construction in Progress                         | 0                  | 0                   | 0                    | 0                   |
| 56601     | Books, Publications & Library Materials          | 0                  | 0                   | 0                    | 0                   |
|           | CAPITAL OUTLAY                                   | <u>0</u>           | <u>0</u>            | <u>0</u>             | <u>0</u>            |
| 57101     | Principal  | 0                  | 0                   | 0                    | 0                   |
| 57201     | Interest   | 0                  | 0                   | 0                    | 0                   |
| 57301     | Other Debt Service Costs                         | 0                  | 0                   | 0                    | 0                   |
|           | DEBT SERVICE                                     | <u>0</u>           | <u>0</u>            | <u>0</u>             | <u>0</u>            |
| 58101     | Aids to Governmental Agencies                    | 0                  | 0                   | 0                    | 0                   |
| 58201     | Aids to Private Organizations                    | 0                  | 0                   | 0                    | 0                   |
| 58301     | Other Grants and Aids                            | 0                  | 0                   | 0                    | 0                   |
|           | GRANTS AND AIDS                                  | <u>0</u>           | <u>0</u>            | <u>0</u>             | <u>0</u>            |
| 59101     | Transfers  | 0                  | 0                   | 0                    | 0                   |
| 59801     | Reserves   | 0                  | 0                   | 0                    | 0                   |
|           | NON-OPERATING COSTS                              | <u>0</u>           | <u>0</u>            | <u>0</u>             | <u>0</u>            |
|           | TOTAL BUDGET                                     | <u>\$ 503,757</u>  | <u>\$ 517,033</u>   | <u>\$ 518,906</u>    | <u>\$ 518,906</u>   |
| RESOURCES |  |                    |                     |                      |                     |
|           | Transportation Trust Revenues                    | \$ 503,757         | \$ 517,033          | \$ 518,906           | \$ 518,906          |
|           | TOTAL REVENUES                                   | <u>\$ 503,757</u>  | <u>\$ 517,033</u>   | <u>\$ 518,906</u>    | <u>\$ 518,906</u>   |

FUND: 175 - Transportation Trust  
 FUNCTION: Transportation  
 ACTIVITY: Road & Street Facilities

DEPARTMENT: Public Works  
 DIVISION: Fleet Maintenance  
 COST CENTER: 260201 - Fleet Maintenance

| Account   | Title  | Actual<br>FY 18-19  | Adopted<br>FY 19-20 | Proposed<br>FY 20-21 | Adopted<br>FY 20-21 |
|-----------|--|---------------------|---------------------|----------------------|---------------------|
| 51101     | Executive Salaries                               | \$ 0                | \$ 0                | \$ 0                 | 0                   |
| 51201     | Regular Salaries & Wages                         | 933,159             | 1,013,143           | 972,687              | 972,687             |
| 51301     | Other Salaries & Wages                           | 0                   | 0                   | 0                    | 0                   |
| 51401     | Overtime   | 2,955               | 3,000               | 3,000                | 3,000               |
| 51501     | Special pay                                      | 19,000              | 24,060              | 21,660               | 21,660              |
| 52101     | FICA Taxes                                       | 73,220              | 79,573              | 76,301               | 76,301              |
| 52201     | Retirement Contributions                         | 80,296              | 88,106              | 99,734               | 99,734              |
| 52301     | Life & Health Insurance                          | 324,829             | 260,000             | 260,000              | 260,000             |
| 52401     | Workers' Compensation                            | 23,028              | 19,535              | 19,988               | 19,988              |
| 52501     | Unemployment Compensation                        | 0                   | 0                   | 0                    | 0                   |
|           | PERSONNEL COSTS                                  | <u>1,456,486</u>    | <u>1,487,417</u>    | <u>1,453,370</u>     | <u>1,453,370</u>    |
| 53101     | Professional Services                            | 0                   | 0                   | 0                    | 0                   |
| 53201     | Accounting & Auditing                            | 0                   | 0                   | 0                    | 0                   |
| 53301     | Court Reporter Services                          | 0                   | 0                   | 0                    | 0                   |
| 53401     | Other Contractual Services                       | 158,771             | 204,708             | 204,708              | 204,708             |
| 53501     | Investigations                                   | 0                   | 0                   | 0                    | 0                   |
| 53601     | Pension Benefits                                 | 0                   | 0                   | 0                    | 0                   |
| 54001     | Travel & Per Diem                                | 0                   | 2,422               | 2,422                | 2,422               |
| 54101     | Communications                                   | 0                   | 0                   | 0                    | 0                   |
| 54201     | Postage & Freight                                | 50                  | 300                 | 0                    | 0                   |
| 54301     | Utility Services                                 | 0                   | 0                   | 0                    | 0                   |
| 54401     | Rentals & Leases                                 | 200                 | 0                   | 0                    | 0                   |
| 54501     | Insurance  | 45,154              | 48,691              | 66,068               | 66,068              |
| 54601     | Repair & Maintenance Services                    | 1,044,762           | 1,224,000           | 1,224,000            | 1,224,000           |
| 54701     | Printing & Binding                               | 2                   | 250                 | 250                  | 250                 |
| 54801     | Promotional Activities                           | 0                   | 0                   | 0                    | 0                   |
| 54901     | Other Current Charges & Obligations              | 0                   | 0                   | 0                    | 0                   |
| 54931     | Host Ordinance Items                             | 0                   | 0                   | 0                    | 0                   |
| 55101     | Office Supplies                                  | 2,562               | 2,500               | 2,500                | 2,500               |
| 55201     | Operating Supplies                               | 36,033              | 42,840              | 42,840               | 42,840              |
| 55204     | Fuel   | 18                  | 0                   | 0                    | 0                   |
| 55301     | Road Materials & Supplies                        | 0                   | 0                   | 0                    | 0                   |
| 55401     | Books, Publications, Subscriptions & Memberships | 4,556               | 5,396               | 5,396                | 5,396               |
| 55501     | Training & Registration                          | 2,618               | 4,900               | 4,900                | 4,900               |
| 55801     | Bad Debt   | 0                   | 0                   | 0                    | 0                   |
| 55901     | Depreciation                                     | 0                   | 0                   | 0                    | 0                   |
|           | OPERATING COSTS                                  | <u>1,294,725</u>    | <u>1,536,007</u>    | <u>1,553,084</u>     | <u>1,553,084</u>    |
| 56101     | Land   | 0                   | 0                   | 0                    | 0                   |
| 56201     | Buildings  | 0                   | 0                   | 0                    | 0                   |
| 56301     | Improvements Other Than Buildings                | 0                   | 0                   | 0                    | 0                   |
| 56401     | Machinery & Equipment                            | 1,675               | 0                   | 0                    | 0                   |
| 56501     | Construction in Progress                         | 0                   | 0                   | 0                    | 0                   |
| 56601     | Books, Publications & Library Materials          | 0                   | 0                   | 0                    | 0                   |
|           | CAPITAL OUTLAY                                   | <u>1,675</u>        | <u>0</u>            | <u>0</u>             | <u>0</u>            |
| 57101     | Principal  | 0                   | 0                   | 0                    | 0                   |
| 57201     | Interest   | 0                   | 0                   | 0                    | 0                   |
| 57301     | Other Debt Service Costs                         | 0                   | 0                   | 0                    | 0                   |
|           | DEBT SERVICE                                     | <u>0</u>            | <u>0</u>            | <u>0</u>             | <u>0</u>            |
| 58101     | Aids to Governmental Agencies                    | 0                   | 0                   | 0                    | 0                   |
| 58201     | Aids to Private Organizations                    | 0                   | 0                   | 0                    | 0                   |
| 58301     | Other Grants and Aids                            | 0                   | 0                   | 0                    | 0                   |
|           | GRANTS AND AIDS                                  | <u>0</u>            | <u>0</u>            | <u>0</u>             | <u>0</u>            |
| 59101     | Transfers  | 0                   | 0                   | 0                    | 0                   |
| 59801     | Reserves   | 0                   | 0                   | 0                    | 0                   |
|           | NON-OPERATING COSTS                              | <u>0</u>            | <u>0</u>            | <u>0</u>             | <u>0</u>            |
|           | TOTAL BUDGET                                     | <u>\$ 2,752,886</u> | <u>\$ 3,023,424</u> | <u>\$ 3,006,454</u>  | <u>\$ 3,006,454</u> |
| RESOURCES |  |                     |                     |                      |                     |
|           | Transportation Trust Revenues                    | \$ 2,752,886        | \$ 3,023,424        | \$ 3,006,454         | \$ 3,006,454        |
|           | TOTAL REVENUES                                   | <u>\$ 2,752,886</u> | <u>\$ 3,023,424</u> | <u>\$ 3,006,454</u>  | <u>\$ 3,006,454</u> |

FUND: 501 - Internal Service Fund  
 FUNCTION: General Government  
 ACTIVITY: Other General Government Services

DEPARTMENT: Public Works  
 DIVISION: Fleet Maintenance  
 COST CENTER: 260206 - Fuel Distribution

| Account   | Title  | Actual<br>FY 18-19  | Adopted<br>FY 19-20 | Proposed<br>FY 20-21 | Adopted<br>FY 20-21 |
|-----------|--|---------------------|---------------------|----------------------|---------------------|
| 51101     | Executive Salaries                               | \$ 0                | \$ 0                | \$ 0                 | 0                   |
| 51201     | Regular Salaries & Wages                         | 159,161             | 160,108             | 160,094              | 160,094             |
| 51301     | Other Salaries & Wages                           | 0                   | 0                   | 0                    | 0                   |
| 51401     | Overtime   | 2,193               | 3,000               | 3,000                | 3,000               |
| 51501     | Special pay                                      | 0                   | 0                   | 0                    | 0                   |
| 52101     | FICA Taxes                                       | 12,329              | 12,478              | 12,478               | 12,478              |
| 52201     | Retirement Contributions                         | 13,397              | 13,815              | 16,310               | 16,310              |
| 52301     | Life & Health Insurance                          | 55,675              | 40,000              | 40,000               | 40,000              |
| 52401     | Workers' Compensation                            | 10,920              | 8,554               | 10,313               | 10,313              |
| 52501     | Unemployment Compensation                        | 0                   | 0                   | 0                    | 0                   |
|           | PERSONNEL COSTS                                  | <u>253,675</u>      | <u>237,955</u>      | <u>242,195</u>       | <u>242,195</u>      |
| 53101     | Professional Services                            | 4,400               | 0                   | 0                    | 0                   |
| 53201     | Accounting & Auditing                            | 0                   | 0                   | 0                    | 0                   |
| 53301     | Court Reporter Services                          | 0                   | 0                   | 0                    | 0                   |
| 53401     | Other Contractual Services                       | 0                   | 0                   | 0                    | 0                   |
| 53501     | Investigations                                   | 0                   | 0                   | 0                    | 0                   |
| 53601     | Pension Benefits                                 | 0                   | 0                   | 0                    | 0                   |
| 54001     | Travel & Per Diem                                | 66                  | 0                   | 0                    | 0                   |
| 54101     | Communications                                   | 0                   | 0                   | 0                    | 0                   |
| 54201     | Postage & Freight                                | 0                   | 500                 | 500                  | 500                 |
| 54301     | Utility Services                                 | 0                   | 0                   | 0                    | 0                   |
| 54401     | Rentals & Leases                                 | 0                   | 0                   | 0                    | 0                   |
| 54501     | Insurance  | 6,851               | 16,437              | 16,437               | 16,437              |
| 54601     | Repair & Maintenance Services                    | 26,244              | 45,000              | 45,000               | 45,000              |
| 54701     | Printing & Binding                               | 0                   | 0                   | 0                    | 0                   |
| 54801     | Promotional Activities                           | 0                   | 0                   | 0                    | 0                   |
| 54901     | Other Current Charges & Obligations              | 1,025               | 1,600               | 1,600                | 1,600               |
| 54931     | Host Ordinance                                   | 0                   | 0                   | 0                    | 0                   |
| 55101     | Office Supplies                                  | 330                 | 500                 | 500                  | 500                 |
| 55201     | Operating Supplies                               | 929,156             | 0                   | 0                    | 0                   |
| 55204     | Fuel   | 4,060,594           | 6,500,000           | 6,500,000            | 6,500,000           |
| 55301     | Road Materials & Supplies                        | 0                   | 0                   | 0                    | 0                   |
| 55401     | Books, Publications, Subscriptions & Memberships | 0                   | 0                   | 0                    | 0                   |
| 55501     | Training & Registration                          | 0                   | 400                 | 400                  | 400                 |
| 55801     | Bad Debt   | 0                   | 0                   | 0                    | 0                   |
| 55901     | Depreciation                                     | 0                   | 0                   | 0                    | 0                   |
|           | OPERATING COSTS                                  | <u>5,028,665</u>    | <u>6,564,437</u>    | <u>6,564,437</u>     | <u>6,564,437</u>    |
| 56101     | Land   | 0                   | 0                   | 0                    | 0                   |
| 56201     | Buildings  | 0                   | 0                   | 0                    | 0                   |
| 56301     | Improvements Other Than Buildings                | 0                   | 0                   | 0                    | 0                   |
| 56401     | Machinery & Equipment                            | 0                   | 0                   | 0                    | 0                   |
| 56501     | Construction in Progress                         | 0                   | 0                   | 0                    | 0                   |
| 56601     | Books, Publications & Library Materials          | 0                   | 0                   | 0                    | 0                   |
|           | CAPITAL OUTLAY                                   | <u>0</u>            | <u>0</u>            | <u>0</u>             | <u>0</u>            |
| 57101     | Principal  | 0                   | 0                   | 0                    | 0                   |
| 57201     | Interest   | 0                   | 0                   | 0                    | 0                   |
| 57301     | Other Debt Service Costs                         | 0                   | 0                   | 0                    | 0                   |
|           | DEBT SERVICE                                     | <u>0</u>            | <u>0</u>            | <u>0</u>             | <u>0</u>            |
| 58101     | Aids to Governmental Agencies                    | 0                   | 0                   | 0                    | 0                   |
| 58201     | Aids to Private Organizations                    | 0                   | 0                   | 0                    | 0                   |
| 58301     | Other Grants and Aids                            | 0                   | 0                   | 0                    | 0                   |
|           | GRANTS AND AIDS                                  | <u>0</u>            | <u>0</u>            | <u>0</u>             | <u>0</u>            |
| 59101     | Transfers  | 0                   | 0                   | 0                    | 0                   |
| 59801     | Reserves   | 0                   | 0                   | 0                    | 0                   |
|           | NON-OPERATING COSTS                              | <u>0</u>            | <u>0</u>            | <u>0</u>             | <u>0</u>            |
|           | TOTAL BUDGET                                     | <u>\$ 5,282,340</u> | <u>\$ 6,802,392</u> | <u>\$ 6,806,632</u>  | <u>\$ 6,806,632</u> |
| RESOURCES |  |                     |                     |                      |                     |
|           | Charges for Fuel                                 | \$ 5,282,340        | \$ 6,802,392        | \$ 6,806,632         | \$ 6,806,632        |
|           | TOTAL REVENUES                                   | <u>\$ 5,282,340</u> | <u>\$ 6,802,392</u> | <u>\$ 6,806,632</u>  | <u>\$ 6,806,632</u> |

FUND: 001 - General  
 FUNCTION: Transportation  
 ACTIVITY: Road & Street Facilities

DEPARTMENT: Public Works  
 DIVISION: Santa Rosa Island  
 COST CENTER: 260107 - Santa Rosa Island Public Works

| Account   | Title                                   | Actual<br>FY 18-19 | Adopted<br>FY 19-20 | Proposed<br>FY 20-21 | Adopted<br>FY 20-21 |
|-----------|---|--------------------|---------------------|----------------------|---------------------|
| 51101     | Executive Salaries                      | \$ 0               | \$ 0                | \$ 0                 | 0                   |
| 51201     | Regular Salaries & Wages                | 918,222            | 901,407             | 870,889              | 870,889             |
| 51301     | Other Salaries & Wages                  | 0                  | 12,480              | 12,480               | 12,480              |
| 51401     | Overtime                                | 43,141             | 30,000              | 40,000               | 40,000              |
| 51501     | Special pay                             | 0                  | 2,400               | 2,400                | 2,400               |
| 52101     | FICA Taxes                              | 73,699             | 72,390              | 70,822               | 70,822              |
| 52201     | Retirement Contributions                | 85,164             | 84,486              | 95,242               | 95,242              |
| 52301     | Life & Health Insurance                 | 270,032            | 240,000             | 240,000              | 240,000             |
| 52401     | Workers' Compensation                   | 47,270             | 38,466              | 48,672               | 48,672              |
| 52501     | Unemployment Compensation               | 0                  | 0                   | 0                    | 0                   |
|           | PERSONNEL COSTS                         | 1,437,529          | 1,381,629           | 1,380,505            | 1,380,505           |
| 53101     | Professional Services                   | 0                  | 0                   | 0                    | 0                   |
| 53201     | Accounting & Auditing                   | 0                  | 0                   | 0                    | 0                   |
| 53301     | Court Reporter Services                 | 0                  | 0                   | 0                    | 0                   |
| 53401     | Other Contractual Services              | 282,627            | 288,617             | 289,804              | 289,804             |
| 53501     | Investigations                          | 0                  | 0                   | 0                    | 0                   |
| 53601     | Pension Benefits                        | 0                  | 0                   | 0                    | 0                   |
| 54001     | Travel & Per Diem                       | 0                  | 2,100               | 2,100                | 2,100               |
| 54101     | Communications                          | 12,082             | 12,000              | 12,000               | 12,000              |
| 54201     | Postage & Freight                       | 0                  | 100                 | 100                  | 100                 |
| 54301     | Utility Services                        | 366,571            | 334,400             | 367,000              | 367,000             |
| 54401     | Rentals & Leases                        | 968                | 0                   | 0                    | 0                   |
| 54501     | Insurance                               | 0                  | 0                   | 0                    | 0                   |
| 54601     | Repair & Maintenance Services           | 152,425            | 322,500             | 322,500              | 322,500             |
| 54701     | Printing & Binding                      | 70                 | 500                 | 500                  | 500                 |
| 54801     | Promotional Activities                  | 0                  | 0                   | 0                    | 0                   |
| 54901     | Other Current Charges & Obligations     | 0                  | 0                   | 0                    | 0                   |
| 54931     | Host Ordinance Items                    | 0                  | 0                   | 0                    | 0                   |
| 55101     | Office Supplies                         | 119                | 2,000               | 2,000                | 2,000               |
| 55201     | Operating Supplies                      | 280,027            | 137,866             | 137,866              | 137,866             |
| 55204     | Fuel                                    | 62,120             | 60,000              | 60,000               | 60,000              |
| 55301     | Road Materials & Supplies               | 0                  | 50,000              | 45,000               | 45,000              |
| 55401     | Books, Pubs, & Subs                     | 0                  | 0                   | 0                    | 0                   |
| 55501     | Training & Registrations                | 0                  | 700                 | 0                    | 0                   |
| 55801     | Bad Debt                                | 0                  | 0                   | 0                    | 0                   |
| 55901     | Depreciation                            | 0                  | 0                   | 0                    | 0                   |
|           | OPERATING COSTS                         | 1,157,010          | 1,210,783           | 1,238,870            | 1,238,870           |
| 56101     | Land                                    | 0                  | 0                   | 0                    | 0                   |
| 56201     | Buildings                               | 0                  | 0                   | 0                    | 0                   |
| 56301     | Improvements Other Than Buildings       | 0                  | 0                   | 0                    | 0                   |
| 56401     | Machinery & Equipment                   | 0                  | 0                   | 0                    | 0                   |
| 56501     | Construction in Progress                | 0                  | 0                   | 0                    | 0                   |
| 56601     | Books, Publications & Library Materials | 0                  | 0                   | 0                    | 0                   |
|           | CAPITAL OUTLAY                          | 0                  | 0                   | 0                    | 0                   |
| 57101     | Principal                               | 0                  | 0                   | 0                    | 0                   |
| 57201     |   | 0                  | 0                   | 0                    | 0                   |
| 57301     | Other Debt Service Costs                | 0                  | 0                   | 0                    | 0                   |
|           | DEBT SERVICE                            | 0                  | 0                   | 0                    | 0                   |
| 58101     | Aids to Governmental Agencies           | 0                  | 0                   | 0                    | 0                   |
| 58201     | Aids to Private Organizations           | 0                  | 0                   | 0                    | 0                   |
| 58301     | Other Grants and Aids                   | 0                  | 0                   | 0                    | 0                   |
|           | GRANTS AND AIDS                         | 0                  | 0                   | 0                    | 0                   |
| 59101     | Transfers                               | 0                  | 0                   | 0                    | 0                   |
| 59801     | Reserves                                | 0                  | 0                   | 0                    | 0                   |
|           | NON-OPERATING COSTS                     | 0                  | 0                   | 0                    | 0                   |
|           | TOTAL BUDGET                            | \$ 2,594,539       | \$ 2,592,412        | \$ 2,619,375         | \$ 2,619,375        |
| RESOURCES |   |                    |                     |                      |                     |
|           | General Fund Revenues                   | \$ 2,594,539       | \$ 2,592,412        | \$ 2,619,375         | \$ 2,619,375        |
|           | TOTAL REVENUES                          | \$ 2,594,539       | \$ 2,592,412        | \$ 2,619,375         | \$ 2,619,375        |

# PURCHASING DEPARTMENT



**T**he Office of Purchasing is responsible for providing centralized procurement of all materials, equipment, supplies and services to the client departments, vendors, and taxpayers of Escambia County.

# Accomplishments

- ▶ Accenture analysis of purchasing processes and recommendations
- ▶ Usage of the county Pcard (VISA) system provided the county a rebate of \$15K
- ▶ Hired new Department Deputy Director
- ▶ In response to COVID-19, the Office of Purchasing worked with the IT department to rapidly implement online conferencing. Worked with Vendor Registry to provide vendors with electronic bid submission capabilities
- ▶ Implementation of a county-wide Amazon Prime account provided business pricing and other discounts, reduced shipping costs, regulated purchases through existing merchant codes and improved analytics of expenditures
- ▶ Over \$18M in Purchase Orders processed
- ▶ Processed ODP (Owner Direct Purchase) PO's and CO's with a tax savings of \$2.6M

## FUNDING PRIORITIES FY 2020 – 21

| Major Issues Funded                            | Amount |
|--|--------|
| Replace Vendor Registry                        | TBD    |
| Improvements recommended by Accenture Analysis | TBD    |





## Performance Measures

|  | FY 2017 / 2018<br>Actual | FY 2018 / 2019<br>Actual | FY 2019 / 2020<br>(Estimate) | FY 2020 / 2021<br>(Estimate) |
|--|--------------------------|--------------------------|------------------------------|------------------------------|
| Cost-Control - increase in<br>0% Operating costs YOY       | -10%                     | 0%                       | 0%                           | 0%                           |
| Meet "as promised" deadlines on<br>solicitations NLT 90%   | 100%                     | 100%                     | 100%                         | 100%                         |
| Develop self-monitoring work tool for<br>meeting timelines | 100%                     | 100%                     | 100%                         | 100%                         |
| Develop personal growth goals                              | 100%                     | 100%                     | 100%                         | 100%                         |



## Statutory Responsibilities

Code of Ordinances Escambia County, Florida, 1999, Chapter 46, Finance, Article II, Purchases and Contracts and Florida Statutes including FS287.055, Competitive Consultants Negotiation Act



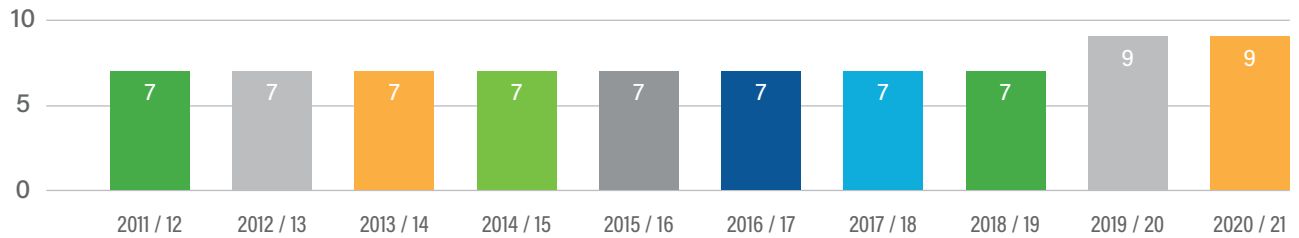
## Goals

To perform the centralized procurement function for all Board of County Commissioners' Departments and Divisions

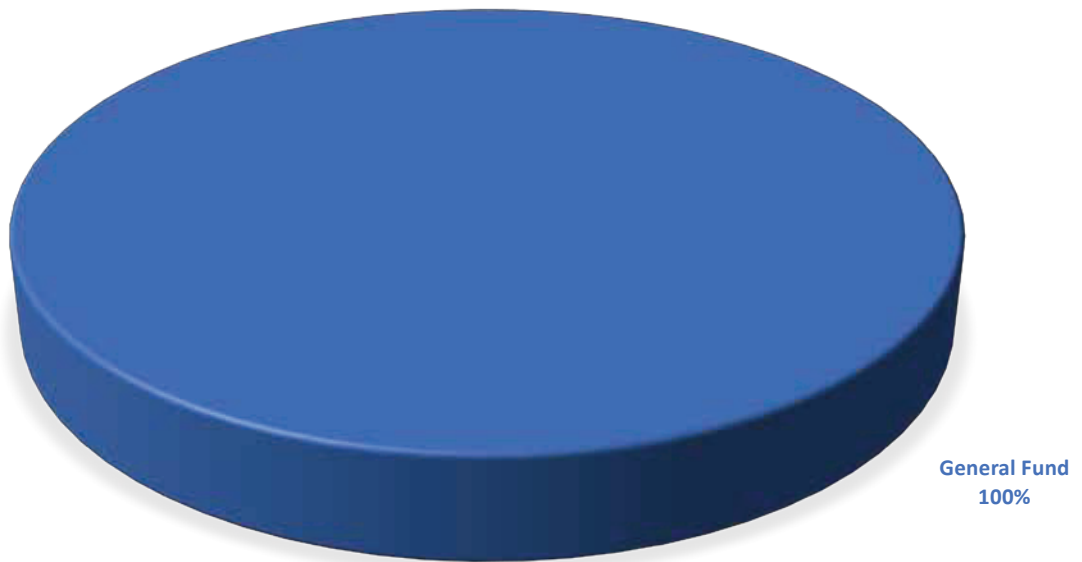
### STAFFING ALLOCATION

| Position Classification         | Pay Grade | 2018-19<br>Authorized | 2019-20<br>Authorized | 2020-21<br>Adopted |
|---------------------------------|-----------|-----------------------|-----------------------|--------------------|
| Deputy Division Manager         | D61       | 0                     | 1                     | 1                  |
| Purchasing Associate            | B21       | 1                     | 2                     | 2                  |
| Purchasing Coordinator          | C42       | 1                     | 1                     | 1                  |
| Purchasing Manager              | D63       | 1                     | 1                     | 1                  |
| Purchasing Specialist           | B23       | 2                     | 2                     | 2                  |
| Senior Office Support Assistant | A12       | 1                     | 1                     | 1                  |
| Senior Purchasing Coordinator   | C43       | 1                     | 1                     | 1                  |
| <b>DEPARTMENT TOTAL</b>         |           | <b>7</b>              | <b>9</b>              | <b>9</b>           |

## Number of Employees



## Revenue Funding: \$642K



FUND: 001 - General  
 FUNCTION: General Government  
 ACTIVITY: Finance & Administrative

DEPARTMENT: Management & Budget Services  
 DIVISION: Office of Purchasing  
 COST CENTER: 140701 - Administration

| Account   | Title  | Actual<br>FY 18-19 | Adopted<br>FY 19-20 | Proposed<br>FY 20-21 | Adopted<br>FY 20-21 |
|-----------|--|--------------------|---------------------|----------------------|---------------------|
| 51101     | Executive Salaries                               | \$ 0               | \$ 0                | \$ 0                 | \$ 0                |
| 51201     | Regular Salaries & Wages                         | 274,653            | 404,098             | 413,709              | 413,709             |
| 51301     | Other Salaries & Wages                           | 0                  | 0                   | 0                    | 0                   |
| 51401     | Overtime   | 226                | 0                   | 0                    | 0                   |
| 51501     | Special Pay                                      | 0                  | 0                   | 0                    | 0                   |
| 52101     | FICA Taxes                                       | 21,095             | 30,913              | 31,649               | 31,649              |
| 52201     | Retirement Contributions                         | 22,881             | 34,226              | 41,372               | 41,372              |
| 52301     | Life & Health Insurance                          | 56,383             | 90,000              | 90,000               | 90,000              |
| 52401     | Workers' Compensation                            | 589                | 559                 | 635                  | 635                 |
| 52501     | Unemployment Compensation                        | 0                  | 0                   | 0                    | 0                   |
|           | PERSONNEL COSTS                                  | <u>375,826</u>     | <u>559,796</u>      | <u>577,365</u>       | <u>577,365</u>      |
| 53101     | Professional Services                            | 0                  | 0                   | 0                    | 0                   |
| 53201     | Accounting & Auditing                            | 0                  | 0                   | 0                    | 0                   |
| 53301     | Court Reporter Services                          | 0                  | 2,638               | 2,638                | 2,638               |
| 53401     | Other Contractual Services                       | 62,704             | 10,000              | 0                    | 0                   |
| 53501     | Investigations                                   | 0                  | 0                   | 0                    | 0                   |
| 53601     | Pension Benefits                                 | 0                  | 0                   | 0                    | 0                   |
| 54001     | Travel & Per Diem                                | 41                 | 3,296               | 3,417                | 3,417               |
| 54101     | Communications                                   | 0                  | 812                 | 960                  | 960                 |
| 54201     | Postage & Freight                                | 1,200              | 1,800               | 1,500                | 1,500               |
| 54301     | Utility Services                                 | 0                  | 0                   | 0                    | 0                   |
| 54401     | Rentals & Leases                                 | 1,044              | 1,044               | 1,044                | 1,044               |
| 54501     | Insurance  | 0                  | 0                   | 0                    | 0                   |
| 54601     | Repair & Maintenance Services                    | 319                | 2,003               | 2,400                | 2,400               |
| 54701     | Printing & Binding                               | 545                | 800                 | 800                  | 800                 |
| 54801     | Promotional Activities                           | 0                  | 0                   | 0                    | 0                   |
| 54901     | Other Current Charges & Obligations              | 13,004             | 17,400              | 5,300                | 5,300               |
| 54905     | Legal Advertising                                | 0                  | 0                   | 0                    | 0                   |
| 55101     | Office Supplies                                  | 7,936              | 25,274              | 37,724               | 37,724              |
| 55201     | Operating Supplies                               | 13,727             | 0                   | 0                    | 0                   |
| 55301     | Road Materials & Supplies                        | 0                  | 0                   | 0                    | 0                   |
| 55401     | Books, Publications, Subscriptions & Memberships | 984                | 2,216               | 2,454                | 2,454               |
| 55501     | Training & Registrations                         | 3,228              | 5,783               | 5,783                | 5,783               |
| 55801     | Bad Debt   | 0                  | 0                   | 0                    | 0                   |
| 55901     | Depreciation                                     | 0                  | 0                   | 0                    | 0                   |
|           | OPERATING COSTS                                  | <u>104,733</u>     | <u>73,066</u>       | <u>64,020</u>        | <u>64,020</u>       |
| 56101     | Land   | 0                  | 0                   | 0                    | 0                   |
| 56201     | Buildings  | 0                  | 0                   | 0                    | 0                   |
| 56301     | Improvements Other Than Buildings                | 0                  | 0                   | 0                    | 0                   |
| 56401     | Machinery & Equipment                            | 6,274              | 0                   | 0                    | 0                   |
| 56501     | Construction in Progress                         | 0                  | 0                   | 0                    | 0                   |
| 56601     | Books, Publications & Library Materials          | 0                  | 0                   | 0                    | 0                   |
|           | CAPITAL OUTLAY                                   | <u>6,274</u>       | <u>0</u>            | <u>0</u>             | <u>0</u>            |
| 57101     | Principal  | 0                  | 0                   | 0                    | 0                   |
| 57201     | Interest   | 0                  | 0                   | 0                    | 0                   |
| 57301     | Other Debt Service Costs                         | 0                  | 0                   | 0                    | 0                   |
|           | DEBT SERVICE                                     | <u>0</u>           | <u>0</u>            | <u>0</u>             | <u>0</u>            |
| 58101     | Aids to Governmental Agencies                    | 0                  | 0                   | 0                    | 0                   |
| 58201     | Aids to Private Organizations                    | 0                  | 0                   | 0                    | 0                   |
| 58301     | Other Grants and Aids                            | 0                  | 0                   | 0                    | 0                   |
|           | GRANTS AND AIDS                                  | <u>0</u>           | <u>0</u>            | <u>0</u>             | <u>0</u>            |
| 59101     | Transfers  | 0                  | 0                   | 0                    | 0                   |
| 59801     | Reserves   | 0                  | 0                   | 0                    | 0                   |
|           | NON-OPERATING COSTS                              | <u>0</u>           | <u>0</u>            | <u>0</u>             | <u>0</u>            |
|           | TOTAL BUDGET                                     | <u>\$ 486,833</u>  | <u>\$ 632,862</u>   | <u>\$ 641,385</u>    | <u>\$ 641,385</u>   |
| RESOURCES |  |                    |                     |                      |                     |
|           | General Fund Revenues                            | \$ 486,833         | \$ 632,862          | \$ 641,385           | \$ 641,385          |
|           | TOTAL REVENUES                                   | <u>\$ 486,833</u>  | <u>\$ 632,862</u>   | <u>\$ 641,385</u>    | <u>\$ 641,385</u>   |

# WASTE SERVICES DEPARTMENT



To provide efficient, safe landfill and waste services that meet common needs and promote a safe and healthy community.

## Objectives

- 50% design, permitting and construction bid docs for Section 5 Cell 1B landfill expansion
- Prepare and submit Operations Permit renewal to Florida Department of Environmental Regulations
- Evaluate options and solicit for leachate treatment systems improvements
- Replace worn waste handling equipment
- Conduct leadership training sessions for supervision and lead operators
- Establish position and recruit one environmental technician



# Accomplishments

- ▶ Completed Section 5 Cell 1A landfill expansion construction and permitting
- ▶ Completed acquisition of waste handling equipment for Public Works
- ▶ Installed additional Gas Collection and Control System Infrastructure upgrades
- ▶ Replaced five transfer trailers and one heavy waste handler dozer with increasing tonnage

## FUNDING PRIORITIES FY 2020 – 21

| Major Issues Funded                          | Amount             |
|--|--------------------|
| Landfill Section 5 1B Design/Construction    | <b>\$4,600,000</b> |
| Equipment Replacement for Department         | <b>\$1,880,000</b> |
| Continue Landfill Gas Field Upgrades         | <b>\$409,000</b>   |
| Fund Transfers to Offset Waste Program Costs | <b>\$381,000</b>   |
| Conduct Waste Diversion Study                | <b>\$100,000</b>   |



## Performance Measures

|  | FY 2017 / 2018<br>Actual | FY 2018 / 2019<br>Actual | FY 2019 / 2020<br>Actual | FY 2020 / 2021<br>(Estimate) |
|--|--------------------------|--------------------------|--------------------------|------------------------------|
| 100% complete Section V Cell 1B Design                                 | n/a                      | n/a                      | n/a                      | 50%                          |
| 100% complete Ops permit renewal                                       | n/a                      | n/a                      | n/a                      | 100%                         |
| 12-month average of 1200 scfm gas generation to renewable energy plant | 800                      | 1000                     | 1100                     | 1200                         |



## Benchmark Data

|  | Escambia County | Benchmark    |
|--|-----------------|--------------|
| Landfill Gas Production to Electrical Generation | 800 scfm        | 1,200 scfm   |
| Waste Compaction Density                         | 1,800 lbs/cy    | 1,800 lbs/cy |



## Statutory Responsibilities

Chapter 40 CFR 60, 61, 63 (Code of Federal Regulations), EPA Clean Air Act  
 Chapter 40 CFR 122.26, EPA Clean Water Act  
 Florida Administrative Code (F.A.C.), Rule 62-701.620, 62-701.710, 62-780.700, 62-780.700 (Closed Landfill groundwater remediation)  
 Recycling – F.A.C. – Section: 62-722, 403.706  
 Waste Tire – F.A.C. – Section: 62-711  
 Household Hazardous Waste (HHW) – F.A.C. – Sections: 62-710, 62-730, 62-731, 62-737  
 Small Business Hazardous Waste Inspections - F.A.C. Section 62-730  
 Asbestos – Code of Federal Regulations (CFR) Title 40 – Part 61  
 Special Waste Management F.A.C. 62-701.520, 403.704 Florida Statute





## Significant Changes for FY 2020 - 21

- Design Section V Cell 1B Expansion – Perdido Landfill
- Design and permit of on-site leachate treatment



## Goals

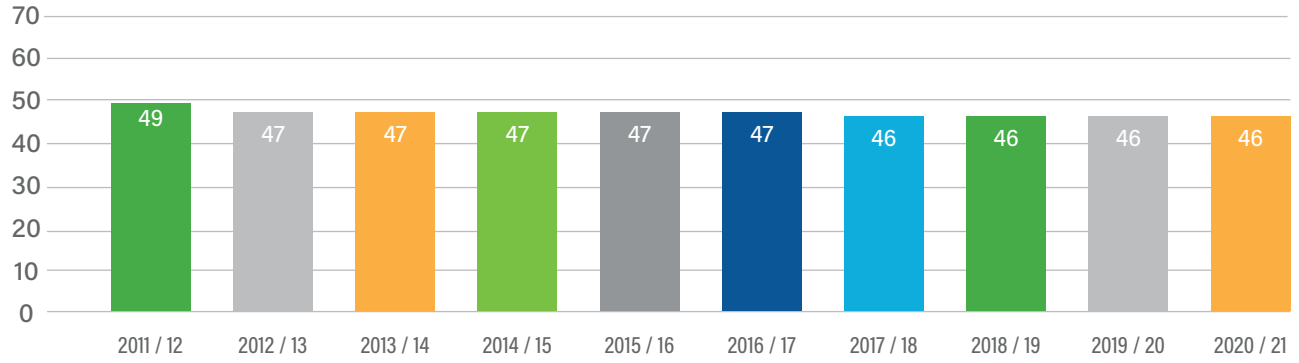
- Create adequate waste disposal capacity
- Obtain FDEP Operation Permit renewal for PLF
- Design and permit leachate effluent quality improvement
- Increase volume of landfill gas collected
- Improve stormwater quality
- Improve customer service at Citizens Convenience Center
- Improve supervisory leadership skills
- Increase oversight of environmental compliance
- Generate solicitation for Waste Diversion



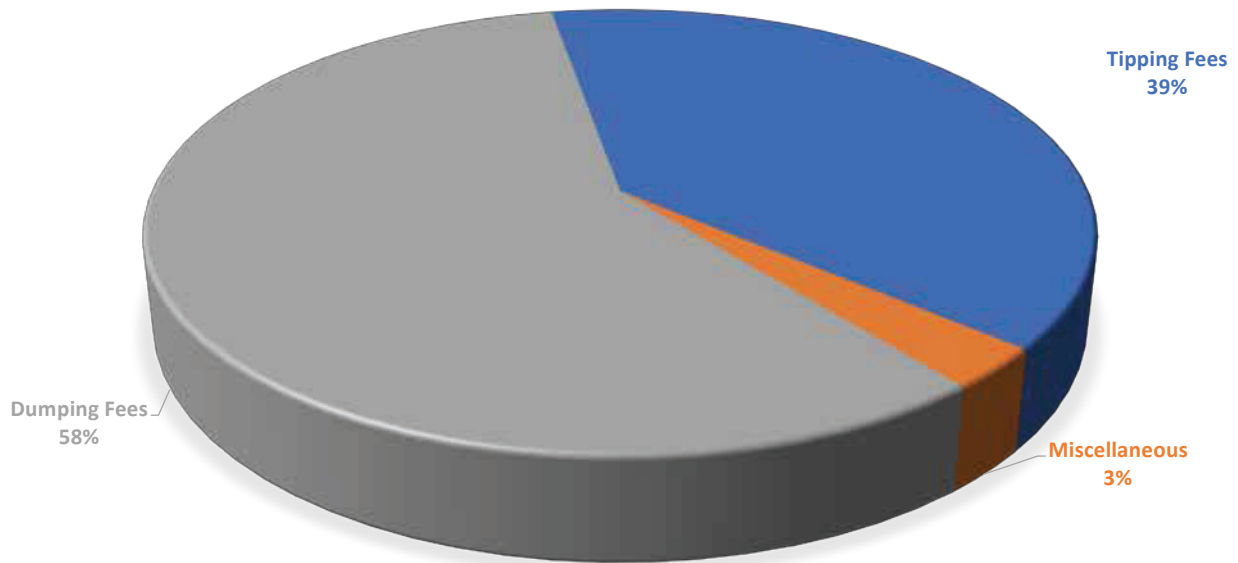
**STAFFING ALLOCATION**

| Position Classification            | Pay Grade | 2018-19 Authorized | 2019-20 Authorized | 2020-21 Adopted |
|------------------------------------|-----------|--------------------|--------------------|-----------------|
| Accounting Manager                 | C51       | 1                  | 1                  | 1               |
| Accounting Technician              | B21       | 2                  | 2                  | 2               |
| Administrative Supervisor          | B31       | 1                  | 1                  | 1               |
| Department Director I              | E82       | 1                  | 1                  | 1               |
| Directors Aide                     | B32       | 1                  | 1                  | 1               |
| Safety Technician                  | B21       | 1                  | 1                  | 1               |
| Senior Office Support Assistant    | A12       | 1                  | 1                  | 1               |
| <b>TOTAL</b>                       |           | <b>8</b>           | <b>8</b>           | <b>8</b>        |
| <b>Environmental Quality</b>       |           |                    |                    |                 |
| Engineering & Env. Quality Manager | D63       | 1                  | 1                  | 1               |
| Engineering Program Coordinator    | C42       | 1                  | 1                  | 1               |
| Environmental Analyst              | C42       | 1                  | 1                  | 1               |
| Environmental Technician           | B22       | 1                  | 1                  | 1               |
| <b>TOTAL</b>                       |           | <b>4</b>           | <b>4</b>           | <b>4</b>        |
| <b>Landfill Operations</b>         |           |                    |                    |                 |
| Accounting Assistant               | A11       | 4                  | 4                  | 4               |
| Administrative Supervisor          | B31       | 1                  | 1                  | 1               |
| Equipment Operator II              | B21       | 3                  | 3                  | 3               |
| Equipment Operator III             | B22       | 5                  | 5                  | 5               |
| Equipment Operator IV              | B23       | 4                  | 4                  | 4               |
| Field Supervisor-SW                | B32       | 1                  | 1                  | 1               |
| Fleet Maintenance Supervisor       | B31       | 1                  | 1                  | 1               |
| Landfill Service Worker            | A13       | 2                  | 2                  | 2               |
| Landfill Ops Supervisor            | C42A      | 1                  | 1                  | 1               |
| <b>TOTAL</b>                       |           | <b>22</b>          | <b>22</b>          | <b>22</b>       |
| <b>Recycling</b>                   |           |                    |                    |                 |
| Environmental Technician           | B22       | 2                  | 2                  | 2               |
| Recycling Operations Manager       | C52       | 1                  | 1                  | 1               |
| <b>TOTAL</b>                       |           | <b>3</b>           | <b>3</b>           | <b>3</b>        |
| <b>Palafox Transfer Station</b>    |           |                    |                    |                 |
| Accounting Assistant               | A11       | 1                  | 1                  | 1               |
| Equipment Operator III             | B22       | 7                  | 7                  | 7               |
| Equipment Operator IV              | B23       | 1                  | 1                  | 1               |
| <b>TOTAL</b>                       |           | <b>9</b>           | <b>9</b>           | <b>9</b>        |
| <b>DEPARTMENT TOTAL</b>            |           | <b>46</b>          | <b>46</b>          | <b>46</b>       |

# Employees



## Revenue Funding: \$19.2M



FUND: 401 - Solid Waste Fund  
 FUNCTION: Physical Environment  
 ACTIVITY: Garbage/Solid Waste Ctl

DEPARTMENT: Waste Services  
 DIVISION: Waste Services  
 COST CENTER: 230301 - Administration

| Account   | Title                                   | Actual<br>FY 18-19 | Adopted<br>FY 19-20 | Proposed<br>FY 20-21 | Adopted<br>FY 20-21 |
|-----------|---|--------------------|---------------------|----------------------|---------------------|
| 51101     | Executive Salaries                      | \$ 0               | \$ 0                | \$ 0                 | 0                   |
| 51201     | Regular Salaries & Wages                | 353,317            | 387,439             | 307,788              | 307,788             |
| 51301     | Other Salaries & Wages                  | 0                  | 0                   | 0                    | 0                   |
| 51401     | Overtime                                | 26,324             | 30,000              | 5,000                | 5,000               |
| 51501     | Special pay                             | 0                  | 0                   | 0                    | 0                   |
| 52101     | FICA Taxes                              | 29,039             | 31,934              | 23,929               | 23,929              |
| 52201     | Retirement Contributions                | 293,529            | 44,667              | 38,238               | 38,238              |
| 52301     | Life & Health Insurance                 | 52,218             | 80,000              | 60,000               | 60,000              |
| 52401     | Workers' Compensation                   | 6,253              | 5,073               | 772                  | 772                 |
| 52501     | Unemployment Compensation               | 0                  | 0                   | 0                    | 0                   |
| 52601     | OPEB-Other Post Emp Benefits            | 6,563              | 0                   | 0                    | 0                   |
|           | PERSONNEL COSTS                         | <u>767,244</u>     | <u>579,113</u>      | <u>435,727</u>       | <u>435,727</u>      |
| 53101     | Professional Services                   | 7,500              | 0                   | 100,000              | 100,000             |
| 53201     | Accounting & Auditing                   | 0                  | 0                   | 0                    | 0                   |
| 53301     | Court Reporter Services                 | 0                  | 0                   | 0                    | 0                   |
| 53401     | Other Contractual Services              | 28,974             | 34,580              | 34,580               | 34,580              |
| 53501     | Investigations                          | 0                  | 0                   | 0                    | 0                   |
| 53601     | Pension Benefits                        | 0                  | 0                   | 0                    | 0                   |
| 54001     | Travel & Per Diem                       | 14                 | 2,333               | 2,102                | 2,102               |
| 54101     | Communications                          | 15,573             | 18,684              | 18,744               | 18,744              |
| 54201     | Postage & Freight                       | 317                | 450                 | 600                  | 600                 |
| 54301     | Utility Services                        | 18,905             | 25,200              | 25,200               | 25,200              |
| 54401     | Rentals & Leases                        | 0                  | 0                   | 0                    | 0                   |
| 54501     | Insurance                               | 942                | 1,023               | 1,256                | 1,256               |
| 54601     | Repair & Maintenance Services           | 1,473              | 9,401               | 10,031               | 10,031              |
| 54701     | Printing & Binding                      | 3,419              | 6,800               | 6,800                | 6,800               |
| 54801     | Promotional Activities                  | 0                  | 0                   | 0                    | 0                   |
| 54901     | Other Current Charges & Obligations     | 291                | 250                 | 250                  | 250                 |
| 54931     | Host Ordinance Items                    | 608                | 480                 | 480                  | 480                 |
| 55101     | Office Supplies                         | 6,379              | 7,000               | 7,000                | 7,000               |
| 55201     | Operating Supplies                      | 3,450              | 12,011              | 10,541               | 10,541              |
| 55204     | Fuel                                    | 1,070              | 2,142               | 954                  | 954                 |
| 55401     | Books, Pubs, & Subs                     | 2,527              | 2,382               | 2,382                | 2,382               |
| 55501     | Training & Registrations                | 544                | 2,955               | 1,100                | 1,100               |
| 55801     | Bad Debt                                | 0                  | 0                   | 0                    | 0                   |
| 55901     | Depreciation                            | 0                  | 0                   | 0                    | 0                   |
|           | OPERATING COSTS                         | <u>91,985</u>      | <u>125,691</u>      | <u>222,020</u>       | <u>222,020</u>      |
| 56101     | Land                                    | 0                  | 0                   | 0                    | 0                   |
| 56201     | Buildings                               | 0                  | 0                   | 0                    | 0                   |
| 56301     | Improvements Other Than Buildings       | 0                  | 0                   | 0                    | 0                   |
| 56401     | Machinery & Equipment                   | 2,095              | 1,800               | 0                    | 0                   |
| 56499     | Equip YE Reclass                        | -2,095             | 0                   | 0                    | 0                   |
| 56501     | Construction in Progress                | 0                  | 0                   | 0                    | 0                   |
| 56601     | Books, Publications & Library Materials | 0                  | 0                   | 0                    | 0                   |
| 56801     | Intangible Assets                       | 0                  | 0                   | 0                    | 0                   |
| 56899     | Intangibles YE Reclass                  | 0                  | 0                   | 0                    | 0                   |
|           | CAPITAL OUTLAY                          | <u>0</u>           | <u>1,800</u>        | <u>0</u>             | <u>0</u>            |
| 57101     | Principal                               | 0                  | 0                   | 0                    | 0                   |
| 57201     | Interest                                | 0                  | 0                   | 0                    | 0                   |
| 57301     | Other Debt Service Costs                | 0                  | 0                   | 0                    | 0                   |
|           | DEBT SERVICE                            | <u>0</u>           | <u>0</u>            | <u>0</u>             | <u>0</u>            |
| 58101     | Aids to Governmental Agencies           | 0                  | 0                   | 0                    | 0                   |
| 58201     | Aids to Private Organizations           | 0                  | 0                   | 0                    | 0                   |
| 58301     | Other Grants and Aids                   | 0                  | 0                   | 0                    | 0                   |
|           | GRANTS AND AIDS                         | <u>0</u>           | <u>0</u>            | <u>0</u>             | <u>0</u>            |
| 59101     | Transfers                               | 0                  | 0                   | 0                    | 0                   |
| 59801     | Reserves                                | 0                  | 0                   | 0                    | 0                   |
|           | NON-OPERATING COSTS                     | <u>0</u>           | <u>0</u>            | <u>0</u>             | <u>0</u>            |
|           | TOTAL BUDGET                            | <u>\$ 859,229</u>  | <u>\$ 706,604</u>   | <u>\$ 657,747</u>    | <u>\$ 657,747</u>   |
| RESOURCES |   |                    |                     |                      |                     |
|           | Solid Waste Fund Revenues               | \$ 859,229         | \$ 706,604          | \$ 657,747           | \$ 657,747          |
|           | TOTAL REVENUES                          | <u>\$ 859,229</u>  | <u>\$ 706,604</u>   | <u>\$ 657,747</u>    | <u>\$ 657,747</u>   |

FUND: 401 - Solid Waste Fund  
 FUNCTION: Physical Environment  
 ACTIVITY: Garbage/Solid Waste Ctl

DEPARTMENT: Waste Services  
 DIVISION: Waste Services  
 COST CENTER: 230314 - SWM Operations

| Account   | Title                                   | Actual<br>FY 18-19  | Adopted<br>FY 19-20 | Proposed<br>FY 20-21 | Adopted<br>FY 20-21 |
|-----------|---|---------------------|---------------------|----------------------|---------------------|
| 51101     | Executive Salaries                      | \$ 0                | \$ 0                | \$ 0                 | 0                   |
| 51201     | Regular Salaries & Wages                | 689,406             | 782,391             | 783,563              | 783,563             |
| 51301     | Other Salaries & Wages                  | 0                   | 0                   | 0                    | 0                   |
| 51401     | Overtime                                | 126,549             | 123,000             | 135,000              | 135,000             |
| 51501     | Special pay                             | 0                   | 0                   | 0                    | 0                   |
| 52101     | FICA Taxes                              | 62,365              | 69,265              | 70,271               | 70,271              |
| 52201     | Retirement Contributions                | 69,828              | 83,859              | 95,320               | 95,320              |
| 52301     | Life & Health Insurance                 | 222,368             | 210,000             | 220,000              | 220,000             |
| 52401     | Workers' Compensation                   | 50,834              | 39,876              | 42,143               | 42,143              |
| 52501     | Unemployment Compensation               | 0                   | 0                   | 0                    | 0                   |
|           | PERSONNEL COSTS                         | <u>1,221,350</u>    | <u>1,308,391</u>    | <u>1,346,297</u>     | <u>1,346,297</u>    |
| 53101     | Professional Services                   | 0                   | 0                   | 0                    | 0                   |
| 53201     | Accounting & Auditing                   | 0                   | 0                   | 0                    | 0                   |
| 53301     | Court Reporter Services                 | 0                   | 0                   | 0                    | 0                   |
| 53401     | Other Contractual Services              | 329,991             | 356,618             | 345,550              | 345,550             |
| 53501     | Investigations                          | 0                   | 0                   | 0                    | 0                   |
| 53601     | Pension Benefits                        | 0                   | 0                   | 0                    | 0                   |
| 54001     | Travel & Per Diem                       | 195                 | 795                 | 795                  | 795                 |
| 54101     | Communications                          | 6,664               | 7,140               | 7,224                | 7,224               |
| 54201     | Postage & Freight                       | 0                   | 200                 | 200                  | 200                 |
| 54301     | Utility Services                        | 34,873              | 46,596              | 43,680               | 43,680              |
| 54401     | Rentals & Leases                        | 54,150              | 87,000              | 87,000               | 87,000              |
| 54501     | Insurance                               | 252,435             | 286,709             | 348,000              | 348,000             |
| 54601     | Repair & Maintenance Services           | 614,490             | 1,190,179           | 1,189,979            | 1,189,979           |
| 54701     | Printing & Binding                      | 507                 | 1,000               | 1,000                | 1,000               |
| 54801     | Promotional Activities                  | 0                   | 0                   | 0                    | 0                   |
| 54901     | Other Current Charges & Obligations     | 25,221              | 30,600              | 30,600               | 30,600              |
| 54931     | Host Ordinance Items                    | 48                  | 100                 | 100                  | 100                 |
| 55101     | Office Supplies                         | 5,737               | 3,500               | 5,550                | 5,550               |
| 55201     | Operating Supplies                      | 59,874              | 82,181              | 80,726               | 80,726              |
| 55204     | Fuel                                    | 325,478             | 336,600             | 365,700              | 365,700             |
| 55301     | Road Materials & Supplies               | 29,991              | 50,000              | 50,000               | 50,000              |
| 55401     | Books, Pubs, & Subs                     | 0                   | 0                   | 0                    | 0                   |
| 55501     | Training & Registrations                | 2,551               | 4,115               | 4,115                | 4,115               |
| 55801     | Bad Debt                                | 0                   | 0                   | 0                    | 0                   |
| 55901     | Depreciation                            | <u>3,174,176</u>    | <u>3,680,000</u>    | <u>3,715,000</u>     | <u>3,715,000</u>    |
|           | OPERATING COSTS                         | <u>4,916,381</u>    | <u>6,163,333</u>    | <u>6,275,219</u>     | <u>6,275,219</u>    |
| 56101     | Land                                    | 0                   | 0                   | 0                    | 0                   |
| 56201     | Buildings                               | 0                   | 0                   | 0                    | 0                   |
| 56301     | Improvements Other Than Buildings       | 0                   | 0                   | 0                    | 0                   |
| 56401     | Machinery & Equipment                   | 1,765,963           | 320,000             | 0                    | 1,255,000           |
| 56459     | Equipment YE Accruals                   | -1,765,963          | 0                   | 0                    | 0                   |
| 56499     | Equip YE Reclass                        | 0                   | 0                   | 0                    | 0                   |
| 56501     | Construction in Progress                | 0                   | 0                   | 0                    | 0                   |
| 56601     | Books, Publications & Library Materials | 0                   | 0                   | 0                    | 0                   |
|           | CAPITAL OUTLAY                          | <u>0</u>            | <u>320,000</u>      | <u>0</u>             | <u>1,255,000</u>    |
| 57101     | Principal                               | 0                   | 0                   | 0                    | 0                   |
| 57201     | Interest                                | 0                   | 0                   | 0                    | 0                   |
| 57301     | Other Debt Service Costs                | 0                   | 0                   | 0                    | 0                   |
|           | DEBT SERVICE                            | <u>0</u>            | <u>0</u>            | <u>0</u>             | <u>0</u>            |
| 58101     | Aids to Governmental Agencies           | 0                   | 0                   | 0                    | 0                   |
| 58201     | Aids to Private Organizations           | 0                   | 0                   | 0                    | 0                   |
| 58301     | Other Grants and Aids                   | 0                   | 0                   | 0                    | 0                   |
|           | GRANTS AND AIDS                         | <u>0</u>            | <u>0</u>            | <u>0</u>             | <u>0</u>            |
| 59101     | Transfers                               | 0                   | 0                   | 0                    | 0                   |
| 59801     | Reserves                                | 0                   | 0                   | 0                    | 0                   |
|           | NON-OPERATING COSTS                     | <u>0</u>            | <u>0</u>            | <u>0</u>             | <u>0</u>            |
|           | TOTAL BUDGET                            | <u>\$ 6,137,731</u> | <u>\$ 7,791,724</u> | <u>\$ 7,621,516</u>  | <u>\$ 8,876,516</u> |
| RESOURCES |   |                     |                     |                      |                     |
|           | Solid Waste Fund Revenues               | \$ 6,137,731        | \$ 7,791,724        | \$ 7,621,516         | \$ 8,876,516        |
|           | TOTAL REVENUES                          | <u>\$ 6,137,731</u> | <u>\$ 7,791,724</u> | <u>\$ 7,621,516</u>  | <u>\$ 8,876,516</u> |



FUND: 401 - Solid Waste Fund  
 FUNCTION: Physical Environment  
 ACTIVITY: Garbage/Solid Waste Ctl

DEPARTMENT: Waste Services  
 DIVISION: Waste Services  
 COST CENTER: 230306 - Recycling Operations

| Account   | Title                                   | Actual<br>FY 18-19 | Adopted<br>FY 19-20 | Proposed<br>FY 20-21 | Adopted<br>FY 20-21 |
|-----------|---|--------------------|---------------------|----------------------|---------------------|
| 51101     | Executive Salaries                      | \$ 0               | \$ 0                | \$ 0                 | 0                   |
| 51201     | Regular Salaries & Wages                | 110,787            | 148,725             | 148,719              | 148,719             |
| 51301     | Other Salaries & Wages                  | 0                  | 0                   | 0                    | 0                   |
| 51401     | Overtime                                | 16,712             | 30,000              | 30,000               | 30,000              |
| 51501     | Special pay                             | 0                  | 0                   | 0                    | 0                   |
| 52101     | FICA Taxes                              | 9,660              | 13,673              | 13,672               | 13,672              |
| 52201     | Retirement Contributions                | -1,256             | 15,138              | 17,872               | 17,872              |
| 52301     | Life & Health Insurance                 | 26,997             | 30,000              | 30,000               | 30,000              |
| 52401     | Workers' Compensation                   | 4,636              | 4,890               | 5,081                | 5,081               |
| 52501     | Unemployment Compensation               | 0                  | 0                   | 0                    | 0                   |
|           | PERSONNEL COSTS                         | 167,536            | 242,426             | 245,344              | 245,344             |
| 53101     | Professional Services                   | 15,000             | 17,000              | 17,000               | 17,000              |
| 53201     | Accounting & Auditing                   | 0                  | 0                   | 0                    | 0                   |
| 53301     | Court Reporter Services                 | 0                  | 0                   | 0                    | 0                   |
| 53401     | Other Contractual Services              | 215,950            | 450,042             | 469,994              | 469,994             |
| 53501     | Investigations                          | 0                  | 0                   | 0                    | 0                   |
| 53601     | Pension Benefits                        | 0                  | 0                   | 0                    | 0                   |
| 54001     | Travel & Per Diem                       | 0                  | 1,400               | 1,400                | 1,400               |
| 54101     | Communications                          | 3,275              | 3,400               | 3,720                | 3,720               |
| 54201     | Postage & Freight                       | 0                  | 100                 | 100                  | 100                 |
| 54301     | Utility Services                        | 1,785              | 2,772               | 2,772                | 2,772               |
| 54401     | Rentals & Leases                        | 0                  | 6,040               | 6,040                | 6,040               |
| 54501     | Insurance                               | 13,468             | 15,252              | 20,660               | 20,660              |
| 54601     | Repair & Maintenance Services           | 25,306             | 80,787              | 81,787               | 81,787              |
| 54701     | Printing & Binding                      | 0                  | 1,638               | 1,638                | 1,638               |
| 54801     | Promotional Activities                  | 14,896             | 27,650              | 27,650               | 27,650              |
| 54901     | Other Current Charges & Obligations     | 105                | 200                 | 200                  | 200                 |
| 54931     | Host Ordinance Items                    | 0                  | 0                   | 0                    | 0                   |
| 55101     | Office Supplies                         | 864                | 500                 | 1,000                | 1,000               |
| 55201     | Operating Supplies                      | 22,707             | 23,912              | 29,403               | 29,403              |
| 55204     | Fuel                                    | 15,345             | 20,400              | 19,875               | 19,875              |
| 55401     | Books, Pubs, & Subs                     | 150                | 382                 | 418                  | 418                 |
| 55501     | Training & Registrations                | 1,446              | 2,546               | 2,554                | 2,554               |
| 55801     | Bad Debt                                | 0                  | 0                   | 0                    | 0                   |
| 55901     | Depreciation                            | 0                  | 0                   | 0                    | 0                   |
|           | OPERATING COSTS                         | 330,297            | 654,021             | 686,211              | 686,211             |
| 56101     | Land                                    | 0                  | 0                   | 0                    | 0                   |
| 56201     | Buildings                               | 0                  | 0                   | 0                    | 0                   |
| 56301     | Improvements Other Than Buildings       | 0                  | 0                   | 0                    | 0                   |
| 56401     | Machinery & Equipment                   | 71,095             | 0                   | 50,000               | 50,000              |
| 56499     | Equip YE Reclass                        | -71,095            | 0                   | 0                    | 0                   |
| 56501     | Construction in Progress                | 0                  | 0                   | 0                    | 0                   |
| 56601     | Books, Publications & Library Materials | 0                  | 0                   | 0                    | 0                   |
|           | CAPITAL OUTLAY                          | 0                  | 0                   | 50,000               | 50,000              |
| 57101     | Principal                               | 0                  | 0                   | 0                    | 0                   |
| 57201     | Interest                                | 0                  | 0                   | 0                    | 0                   |
| 57301     | Other Debt Service Costs                | 0                  | 0                   | 0                    | 0                   |
|           | DEBT SERVICE                            | 0                  | 0                   | 0                    | 0                   |
| 58101     | Aids to Governmental Agencies           | 0                  | 0                   | 0                    | 0                   |
| 58201     | Aids to Private Organizations           | 0                  | 0                   | 0                    | 0                   |
| 58301     | Other Grants and Aids                   | 0                  | 0                   | 0                    | 0                   |
|           | GRANTS AND AIDS                         | 0                  | 0                   | 0                    | 0                   |
| 59101     | Transfers                               | 0                  | 0                   | 0                    | 0                   |
| 59801     | Reserves                                | 0                  | 0                   | 0                    | 0                   |
|           | NON-OPERATING COSTS                     | 0                  | 0                   | 0                    | 0                   |
|           | TOTAL BUDGET                            | \$ 497,834         | \$ 896,447          | \$ 981,555           | \$ 981,555          |
| RESOURCES |   |                    |                     |                      |                     |
|           | Solid Waste Fund Revenues               | \$ 497,834         | \$ 896,447          | \$ 981,555           | \$ 981,555          |
|           | TOTAL REVENUES                          | \$ 497,834         | \$ 896,447          | \$ 981,555           | \$ 981,555          |

FUND: 401 - Solid Waste Fund  
 FUNCTION: Physical Environment  
 ACTIVITY: Garbage/Solid Waste Ctl

DEPARTMENT: Waste Services  
 DIVISION: Waste Services  
 COST CENTER: 230304 - Environmental Quality

| Account   | Title                                   | Actual<br>FY 18-19 | Adopted<br>FY 19-20 | Proposed<br>FY 20-21 | Adopted<br>FY 20-21 |
|-----------|---|--------------------|---------------------|----------------------|---------------------|
| 51101     | Executive Salaries                      | \$ 0               | \$ 0                | \$ 0                 | 0                   |
| 51201     | Regular Salaries & Wages                | 236,793            | 240,119             | 259,272              | 259,272             |
| 51301     | Other Salaries & Wages                  | 0                  | 0                   | 0                    | 0                   |
| 51401     | Overtime                                | 3,594              | 6,000               | 14,000               | 14,000              |
| 51501     | Special pay                             | 0                  | 0                   | 0                    | 0                   |
| 52101     | FICA Taxes                              | 18,390             | 18,828              | 20,905               | 20,905              |
| 52201     | Retirement Contributions                | 20,000             | 20,845              | 27,328               | 27,328              |
| 52301     | Life & Health Insurance                 | 21,601             | 40,000              | 50,000               | 50,000              |
| 52401     | Workers' Compensation                   | 3,251              | 2,670               | 4,979                | 4,979               |
| 52501     | Unemployment Compensation               | 0                  | 0                   | 0                    | 0                   |
|           | PERSONNEL COSTS                         | <u>303,629</u>     | <u>328,462</u>      | <u>376,484</u>       | <u>376,484</u>      |
| 53101     | Professional Services                   | 149,467            | 150,000             | 470,000              | 470,000             |
| 53201     | Accounting & Auditing                   | 0                  | 0                   | 0                    | 0                   |
| 53301     | Court Reporter Services                 | 0                  | 0                   | 0                    | 0                   |
| 53401     | Other Contractual Services              | 42,918             | 44,000              | 44,000               | 44,000              |
| 53501     | Investigations                          | 0                  | 0                   | 0                    | 0                   |
| 53601     | Pension Benefits                        | 0                  | 0                   | 0                    | 0                   |
| 54001     | Travel & Per Diem                       | 0                  | 1,416               | 1,416                | 1,416               |
| 54101     | Communications                          | 2,752              | 3,360               | 4,080                | 4,080               |
| 54201     | Postage & Freight                       | 79                 | 600                 | 600                  | 600                 |
| 54301     | Utility Services                        | 269,872            | 349,100             | 349,100              | 349,100             |
| 54401     | Rentals & Leases                        | 1,883              | 9,900               | 9,900                | 9,900               |
| 54501     | Insurance                               | 2,628              | 2,853               | 2,875                | 2,875               |
| 54601     | Repair & Maintenance Services           | 56,316             | 81,301              | 90,851               | 90,851              |
| 54701     | Printing & Binding                      | 0                  | 400                 | 400                  | 400                 |
| 54801     | Promotional Activities                  | 0                  | 0                   | 0                    | 0                   |
| 54901     | Other Current Charges & Obligations     | 400                | 10,000              | 0                    | 0                   |
| 54931     | Host Ordinance Items                    | 0                  | 0                   | 0                    | 0                   |
| 55101     | Office Supplies                         | 636                | 550                 | 550                  | 550                 |
| 55201     | Operating Supplies                      | 7,026              | 6,990               | 8,914                | 8,914               |
| 55204     | Fuel                                    | 2,778              | 3,188               | 3,578                | 3,578               |
| 55401     | Books, Pubs, & Subs                     | 1,202              | 1,914               | 1,991                | 1,991               |
| 55501     | Training & Registrations                | 707                | 1,000               | 1,180                | 1,180               |
| 55801     | Bad Debt                                | 0                  | 0                   | 0                    | 0                   |
| 55901     | Depreciation                            | 0                  | 0                   | 0                    | 0                   |
|           | OPERATING COSTS                         | <u>538,663</u>     | <u>666,572</u>      | <u>989,435</u>       | <u>989,435</u>      |
| 56101     | Land                                    | 0                  | 0                   | 0                    | 0                   |
| 56201     | Buildings                               | 0                  | 0                   | 0                    | 0                   |
| 56301     | Improvements Other Than Buildings       | 0                  | 0                   | 0                    | 0                   |
| 56401     | Machinery & Equipment                   | 4,100              | 60,000              | 0                    | 0                   |
| 56499     | Equip YE Reclass                        | (4,100)            | 0                   | 0                    | 0                   |
| 56501     | Construction in Progress                | 0                  | 0                   | 0                    | 0                   |
| 56601     | Books, Publications & Library Materials | 0                  | 0                   | 0                    | 0                   |
|           | CAPITAL OUTLAY                          | <u>0</u>           | <u>60,000</u>       | <u>0</u>             | <u>0</u>            |
| 57101     | Principal                               | 0                  | 0                   | 0                    | 0                   |
| 57201     | Interest                                | 0                  | 0                   | 0                    | 0                   |
| 57301     | Other Debt Service Costs                | 0                  | 0                   | 0                    | 0                   |
|           | DEBT SERVICE                            | <u>0</u>           | <u>0</u>            | <u>0</u>             | <u>0</u>            |
| 58101     | Aids to Governmental Agencies           | 0                  | 0                   | 0                    | 0                   |
| 58201     | Aids to Private Organizations           | 0                  | 0                   | 0                    | 0                   |
| 58301     | Other Grants and Aids                   | 0                  | 0                   | 0                    | 0                   |
|           | GRANTS AND AIDS                         | <u>0</u>           | <u>0</u>            | <u>0</u>             | <u>0</u>            |
| 59101     | Transfers                               | 0                  | 0                   | 0                    | 0                   |
| 59801     | Reserves                                | 0                  | 0                   | 0                    | 0                   |
|           | NON-OPERATING COSTS                     | <u>0</u>           | <u>0</u>            | <u>0</u>             | <u>0</u>            |
|           | TOTAL BUDGET                            | <u>\$ 842,292</u>  | <u>\$ 1,055,034</u> | <u>\$ 1,365,919</u>  | <u>\$ 1,365,919</u> |
| RESOURCES |   |                    |                     |                      |                     |
|           | Solid Waste Fund Revenues               | \$ 842,292         | \$ 1,055,034        | \$ 1,365,919         | \$ 1,365,919        |
|           | TOTAL REVENUES                          | <u>\$ 842,292</u>  | <u>\$ 1,055,034</u> | <u>\$ 1,365,919</u>  | <u>\$ 1,365,919</u> |



FUND: 401 - Solid Waste Fund  
 FUNCTION: Physical Environment  
 ACTIVITY: Garbage/Solid Waste Ctl

DEPARTMENT: Waste Services  
 DIVISION: Waste Services  
 COST CENTER: 230307 - Transfer Station

| Account   | Title                                   | Actual<br>FY 18-19  | Adopted<br>FY 19-20 | Proposed<br>FY 20-21 | Adopted<br>FY 20-21 |
|-----------|---|---------------------|---------------------|----------------------|---------------------|
| 51101     | Executive Salaries                      | \$ 0                | \$ 0                | \$ 0                 | 0                   |
| 51201     | Regular Salaries & Wages                | 286,615             | 319,659             | 306,238              | 306,238             |
| 51301     | Other Salaries & Wages                  | 0                   | 0                   | 0                    | 0                   |
| 51401     | Overtime                                | 64,115              | 63,000              | 70,000               | 70,000              |
| 51501     | Special pay                             | 0                   | 2,400               | 2,400                | 2,400               |
| 52101     | FICA Taxes                              | 26,916              | 29,458              | 28,966               | 28,966              |
| 52201     | Retirement Contributions                | 29,187              | 32,614              | 37,863               | 37,863              |
| 52301     | Life & Health Insurance                 | 93,655              | 90,000              | 90,000               | 90,000              |
| 52401     | Workers' Compensation                   | 20,786              | 18,225              | 18,570               | 18,570              |
| 52501     | Unemployment Compensation               | 0                   | 0                   | 0                    | 0                   |
|           | PERSONNEL COSTS                         | <u>521,274</u>      | <u>555,356</u>      | <u>554,037</u>       | <u>554,037</u>      |
| 53101     | Professional Services                   | 0                   | 0                   | 0                    | 0                   |
| 53201     | Accounting & Auditing                   | 0                   | 0                   | 0                    | 0                   |
| 53301     | Court Reporter Services                 | 0                   | 0                   | 0                    | 0                   |
| 53401     | Other Contractual Services              | 72,173              | 561,787             | 310,122              | 310,122             |
| 53501     | Investigations                          | 0                   | 0                   | 0                    | 0                   |
| 53601     | Pension Benefits                        | 0                   | 0                   | 0                    | 0                   |
| 54001     | Travel & Per Diem                       | 0                   | 0                   | 0                    | 0                   |
| 54101     | Communications                          | 7,226               | 8,280               | 8,280                | 8,280               |
| 54201     | Postage & Freight                       | 0                   | 0                   | 0                    | 0                   |
| 54301     | Utility Services                        | 9,993               | 17,400              | 13,800               | 13,800              |
| 54401     | Rentals & Leases                        | 0                   | 6,120               | 6,000                | 6,000               |
| 54501     | Insurance                               | 45,313              | 59,060              | 83,383               | 83,383              |
| 54601     | Repair & Maintenance Services           | 341,580             | 539,680             | 608,420              | 608,420             |
| 54701     | Printing & Binding                      | 1,493               | 500                 | 1,750                | 1,750               |
| 54801     | Promotional Activities                  | 0                   | 0                   | 0                    | 0                   |
| 54901     | Other Current Charges & Obligations     | 600                 | 400                 | 600                  | 600                 |
| 54931     | Host Ordinance Items                    | 0                   | 0                   | 0                    | 0                   |
| 55101     | Office Supplies                         | 101                 | 300                 | 300                  | 300                 |
| 55201     | Operating Supplies                      | 15,157              | 29,424              | 29,074               | 29,074              |
| 55204     | Fuel                                    | 142,611             | 232,750             | 206,700              | 206,700             |
| 55401     | Books, Pubs, & Subs                     | 0                   | 0                   | 0                    | 0                   |
| 55501     | Training & Registrations                | 0                   | 1,000               | 1,000                | 1,000               |
| 55801     | Bad Debt                                | 0                   | 0                   | 0                    | 0                   |
| 55901     | Depreciation                            | 0                   | 0                   | 0                    | 0                   |
|           | OPERATING COSTS                         | <u>636,247</u>      | <u>1,456,701</u>    | <u>1,269,429</u>     | <u>1,269,429</u>    |
| 56101     | Land                                    | 0                   | 0                   | 0                    | 0                   |
| 56201     | Buildings                               | 0                   | 0                   | 0                    | 0                   |
| 56301     | Improvements Other Than Buildings       | 0                   | 0                   | 0                    | 0                   |
| 56401     | Machinery & Equipment                   | 407,733             | 440,000             | 660,000              | 660,000             |
| 56499     | Equip YE Reclass                        | -407,733            | 0                   | 0                    | 0                   |
| 56501     | Construction in Progress                | 0                   | 0                   | 0                    | 0                   |
| 56601     | Books, Publications & Library Materials | 0                   | 0                   | 0                    | 0                   |
|           | CAPITAL OUTLAY                          | <u>0</u>            | <u>440,000</u>      | <u>660,000</u>       | <u>660,000</u>      |
| 57101     | Principal                               | 0                   | 0                   | 0                    | 0                   |
| 57201     | Interest                                | 0                   | 0                   | 0                    | 0                   |
| 57301     | Other Debt Service Costs                | 0                   | 0                   | 0                    | 0                   |
|           | DEBT SERVICE                            | <u>0</u>            | <u>0</u>            | <u>0</u>             | <u>0</u>            |
| 58101     | Aids to Governmental Agencies           | 0                   | 0                   | 0                    | 0                   |
| 58201     | Aids to Private Organizations           | 0                   | 0                   | 0                    | 0                   |
| 58301     | Other Grants and Aids                   | 0                   | 0                   | 0                    | 0                   |
|           | GRANTS AND AIDS                         | <u>0</u>            | <u>0</u>            | <u>0</u>             | <u>0</u>            |
| 59101     | Transfers                               | 0                   | 0                   | 0                    | 0                   |
| 59801     | Reserves                                | 0                   | 0                   | 0                    | 0                   |
|           | NON-OPERATING COSTS                     | <u>0</u>            | <u>0</u>            | <u>0</u>             | <u>0</u>            |
|           | TOTAL BUDGET                            | <u>\$ 1,157,521</u> | <u>\$ 2,452,057</u> | <u>\$ 2,483,466</u>  | <u>\$ 2,483,466</u> |
| RESOURCES |   |                     |                     |                      |                     |
|           | Solid Waste Fund Revenues               | \$ 1,157,521        | \$ 2,452,057        | \$ 2,483,466         | \$ 2,483,466        |
|           | TOTAL REVENUES                          | <u>\$ 1,157,521</u> | <u>\$ 2,452,057</u> | <u>\$ 2,483,466</u>  | <u>\$ 2,483,466</u> |

FUND: 401 - Solid Waste Fund  
 FUNCTION: Physical Environment  
 ACTIVITY: Garbage/Solid Waste Ctl

DEPARTMENT: Waste Services  
 DIVISION: Waste Services  
 COST CENTER: 230308 - Landfill Gas to Energy

| Account   | Title                                   | Actual<br>FY 18-19 | Adopted<br>FY 19-20 | Proposed<br>FY 20-21 | Adopted<br>FY 20-21 |
|-----------|---|--------------------|---------------------|----------------------|---------------------|
| 51101     | Executive Salaries                      | \$ 0               | \$ 0                | \$ 0                 | 0                   |
| 51201     | Regular Salaries & Wages                | 0                  | 0                   | 0                    | 0                   |
| 51301     | Other Salaries & Wages                  | 0                  | 0                   | 0                    | 0                   |
| 51401     | Overtime                                | 0                  | 0                   | 0                    | 0                   |
| 51501     | Special pay                             | 0                  | 0                   | 0                    | 0                   |
| 52101     | FICA Taxes                              | 0                  | 0                   | 0                    | 0                   |
| 52201     | Retirement Contributions                | 0                  | 0                   | 0                    | 0                   |
| 52301     | Life & Health Insurance                 | 0                  | 0                   | 0                    | 0                   |
| 52401     | Workers' Compensation                   | 0                  | 0                   | 0                    | 0                   |
| 52501     | Unemployment Compensation               | 0                  | 0                   | 0                    | 0                   |
|           | PERSONNEL COSTS                         | <u>0</u>           | <u>0</u>            | <u>0</u>             | <u>0</u>            |
| 53101     | Professional Services                   | 0                  | 5,000               | 5,000                | 5,000               |
| 53201     | Accounting & Auditing                   | 0                  | 0                   | 0                    | 0                   |
| 53301     | Court Reporter Services                 | 0                  | 0                   | 0                    | 0                   |
| 53401     | Other Contractual Services              | 64,029             | 68,850              | 82,620               | 82,620              |
| 53501     | Investigations                          | 0                  | 0                   | 0                    | 0                   |
| 53601     | Pension Benefits                        | 0                  | 0                   | 0                    | 0                   |
| 54001     | Travel & Per Diem                       | 0                  | 0                   | 0                    | 0                   |
| 54101     | Communications                          | 0                  | 0                   | 0                    | 0                   |
| 54201     | Postage & Freight                       | 0                  | 50                  | 50                   | 50                  |
| 54301     | Utility Services                        | 5,209              | 14,000              | 8,400                | 8,400               |
| 54401     | Rentals & Leases                        | 0                  | 0                   | 0                    | 0                   |
| 54501     | Insurance                               | 0                  | 0                   | 0                    | 0                   |
| 54601     | Repair & Maintenance Services           | 41,757             | 154,306             | 313,306              | 313,306             |
| 54701     | Printing & Binding                      | 0                  | 0                   | 0                    | 0                   |
| 54801     | Promotional Activities                  | 0                  | 0                   | 0                    | 0                   |
| 54901     | Other Current Charges & Obligations     | 0                  | 0                   | 0                    | 0                   |
| 54931     | Host Ordinance Items                    | 0                  | 0                   | 0                    | 0                   |
| 55101     | Office Supplies                         | 0                  | 0                   | 0                    | 0                   |
| 55201     | Operating Supplies                      | 1,584              | 5,975               | 4,800                | 4,800               |
| 55301     | Road Materials & Supplies               | 0                  | 0                   | 0                    | 0                   |
| 55401     | Books, Pubs, & Subs                     | 0                  | 0                   | 0                    | 0                   |
| 55501     | Training                                | 0                  | 0                   | 0                    | 0                   |
| 55801     | Bad Debt                                | 0                  | 0                   | 0                    | 0                   |
| 55901     | Depreciation                            | 0                  | 0                   | 0                    | 0                   |
|           | OPERATING COSTS                         | <u>112,579</u>     | <u>248,181</u>      | <u>414,176</u>       | <u>414,176</u>      |
| 56101     | Land                                    | 0                  | 0                   | 0                    | 0                   |
| 56201     | Buildings                               | 0                  | 0                   | 0                    | 0                   |
| 56301     | Improvements Other Than Buildings       | 0                  | 0                   | 0                    | 0                   |
| 56401     | Machinery & Equipment                   | 0                  | 0                   | 0                    | 0                   |
| 56501     | Construction in Progress                | 0                  | 0                   | 0                    | 0                   |
| 56601     | Books, Publications & Library Materials | 0                  | 0                   | 0                    | 0                   |
|           | CAPITAL OUTLAY                          | <u>0</u>           | <u>0</u>            | <u>0</u>             | <u>0</u>            |
| 57101     | Principal                               | 0                  | 0                   | 0                    | 0                   |
| 57201     | Interest                                | 0                  | 0                   | 0                    | 0                   |
| 57301     | Other Debt Service Costs                | 0                  | 0                   | 0                    | 0                   |
|           | DEBT SERVICE                            | <u>0</u>           | <u>0</u>            | <u>0</u>             | <u>0</u>            |
| 58101     | Aids to Governmental Agencies           | 0                  | 0                   | 0                    | 0                   |
| 58201     | Aids to Private Organizations           | 0                  | 0                   | 0                    | 0                   |
| 58301     | Other Grants and Aids                   | 0                  | 0                   | 0                    | 0                   |
|           | GRANTS AND AIDS                         | <u>0</u>           | <u>0</u>            | <u>0</u>             | <u>0</u>            |
| 59101     | Transfers                               | 0                  | 0                   | 0                    | 0                   |
| 59801     | Reserves                                | 0                  | 0                   | 0                    | 0                   |
|           | NON-OPERATING COSTS                     | <u>0</u>           | <u>0</u>            | <u>0</u>             | <u>0</u>            |
|           | TOTAL BUDGET                            | <u>\$ 112,579</u>  | <u>\$ 248,181</u>   | <u>\$ 414,176</u>    | <u>\$ 414,176</u>   |
| RESOURCES |   |                    |                     |                      |                     |
|           | Solid Waste Fund Revenues               | \$ 112,579         | \$ 248,181          | \$ 414,176           | \$ 414,176          |
|           | TOTAL REVENUES                          | <u>\$ 112,579</u>  | <u>\$ 248,181</u>   | <u>\$ 414,176</u>    | <u>\$ 414,176</u>   |

FUND: 401 - Solid Waste Fund  
 FUNCTION: Physical Environment  
 ACTIVITY: Garbage/Solid Waste Ctl

DEPARTMENT: Waste Services  
 DIVISION: Waste Services  
 COST CENTER: 230309 - Closed Landfills

| Account   | Title                                   | Actual<br>FY 18-19 | Adopted<br>FY 19-20 | Proposed<br>FY 20-21 | Adopted<br>FY 20-21 |
|-----------|---|--------------------|---------------------|----------------------|---------------------|
| 51101     | Executive Salaries                      | \$ 0               | \$ 0                | \$ 0                 | 0                   |
| 51201     | Regular Salaries & Wages                | 0                  | 0                   | 0                    | 0                   |
| 51301     | Other Salaries & Wages                  | 0                  | 0                   | 0                    | 0                   |
| 51401     | Overtime                                | 0                  | 0                   | 0                    | 0                   |
| 51501     | Special pay                             | 0                  | 0                   | 0                    | 0                   |
| 52101     | FICA Taxes                              | 0                  | 0                   | 0                    | 0                   |
| 52201     | Retirement Contributions                | 0                  | 0                   | 0                    | 0                   |
| 52301     | Life & Health Insurance                 | 0                  | 0                   | 0                    | 0                   |
| 52401     | Workers' Compensation                   | 0                  | 0                   | 0                    | 0                   |
| 52501     | Unemployment Compensation               | 0                  | 0                   | 0                    | 0                   |
|           | PERSONNEL COSTS                         | <u>0</u>           | <u>0</u>            | <u>0</u>             | <u>0</u>            |
| 53101     | Professional Services                   | 0                  | 40,500              | 40,500               | 40,500              |
| 53201     | Accounting & Auditing                   | 0                  | 0                   | 0                    | 0                   |
| 53301     | Court Reporter Services                 | 0                  | 0                   | 0                    | 0                   |
| 53401     | Other Contractual Services              | 0                  | 68,670              | 68,670               | 68,670              |
| 53501     | Investigations                          | 0                  | 0                   | 0                    | 0                   |
| 53601     | Pension Benefits                        | 0                  | 0                   | 0                    | 0                   |
| 54001     | Travel & Per Diem                       | 0                  | 0                   | 0                    | 0                   |
| 54101     | Communications                          | 0                  | 0                   | 0                    | 0                   |
| 54201     | Postage & Freight                       | 0                  | 0                   | 0                    | 0                   |
| 54301     | Utility Services                        | 0                  | 0                   | 0                    | 0                   |
| 54401     | Rentals & Leases                        | 0                  | 0                   | 0                    | 0                   |
| 54501     | Insurance                               | 0                  | 0                   | 0                    | 0                   |
| 54601     | Repair & Maintenance Services           | 0                  | 5,000               | 5,000                | 5,000               |
| 54701     | Printing & Binding                      | 0                  | 0                   | 0                    | 0                   |
| 54801     | Promotional Activities                  | 0                  | 0                   | 0                    | 0                   |
| 54901     | Other Current Charges & Obligations     | 0                  | 500                 | 500                  | 500                 |
| 54931     | Host Ordinance Items                    | 0                  | 0                   | 0                    | 0                   |
| 55101     | Office Supplies                         | 0                  | 0                   | 0                    | 0                   |
| 55201     | Operating Supplies                      | 0                  | 0                   | 0                    | 0                   |
| 55301     | Road Materials & Supplies               | 0                  | 0                   | 0                    | 0                   |
| 55401     | Books, Pubs, & Subs                     | 0                  | 0                   | 0                    | 0                   |
| 55501     | Training & Registrations                | 0                  | 0                   | 0                    | 0                   |
| 55801     | Bad Debt                                | 0                  | 0                   | 0                    | 0                   |
| 55901     | Depreciation                            | 0                  | 0                   | 0                    | 0                   |
|           | OPERATING COSTS                         | <u>0</u>           | <u>114,670</u>      | <u>114,670</u>       | <u>114,670</u>      |
| 56101     | Land                                    | 0                  | 0                   | 0                    | 0                   |
| 56201     | Buildings                               | 0                  | 0                   | 0                    | 0                   |
| 56301     | Improvements Other Than Buildings       | 0                  | 0                   | 0                    | 0                   |
| 56401     | Machinery & Equipment                   | 0                  | 0                   | 0                    | 0                   |
| 56501     | Construction in Progress                | 0                  | 0                   | 0                    | 0                   |
| 56601     | Books, Publications & Library Materials | 0                  | 0                   | 0                    | 0                   |
|           | CAPITAL OUTLAY                          | <u>0</u>           | <u>0</u>            | <u>0</u>             | <u>0</u>            |
| 57101     | Principal                               | 0                  | 0                   | 0                    | 0                   |
| 57201     | Interest                                | 0                  | 0                   | 0                    | 0                   |
| 57301     | Other Debt Service Costs                | 0                  | 0                   | 0                    | 0                   |
|           | DEBT SERVICE                            | <u>0</u>           | <u>0</u>            | <u>0</u>             | <u>0</u>            |
| 58101     | Aids to Governmental Agencies           | 0                  | 0                   | 0                    | 0                   |
| 58201     | Aids to Private Organizations           | 0                  | 0                   | 0                    | 0                   |
| 58301     | Other Grants and Aids                   | 0                  | 0                   | 0                    | 0                   |
|           | GRANTS AND AIDS                         | <u>0</u>           | <u>0</u>            | <u>0</u>             | <u>0</u>            |
| 59101     | Transfers                               | 0                  | 0                   | 0                    | 0                   |
| 59801     | Reserves                                | 0                  | 0                   | 0                    | 0                   |
|           | NON-OPERATING COSTS                     | <u>0</u>           | <u>0</u>            | <u>0</u>             | <u>0</u>            |
|           | TOTAL BUDGET                            | <u>\$ 0</u>        | <u>\$ 114,670</u>   | <u>\$ 114,670</u>    | <u>\$ 114,670</u>   |
| RESOURCES |   |                    |                     |                      |                     |
|           | Solid Waste Fund Revenues               | \$ 0               | \$ 114,670          | \$ 114,670           | \$ 114,670          |
|           | TOTAL REVENUES                          | <u>\$ 0</u>        | <u>\$ 114,670</u>   | <u>\$ 114,670</u>    | <u>\$ 114,670</u>   |

FUND: 401 - Solid Waste Fund  
 FUNCTION: Physical Environment  
 ACTIVITY: Garbage/Solid Waste Ctl

DEPARTMENT: Waste Services  
 DIVISION: Waste Services  
 COST CENTER: 230315 - Projects

| Account  | Title                                   | Actual<br>FY 18-19 | Adopted<br>FY 19-20 | Proposed<br>FY 20-21 | Adopted<br>FY 20-21 |
|----------|---|--------------------|---------------------|----------------------|---------------------|
| 51101    | Executive Salaries                      | \$ 0               | \$ 0                | \$ 0                 | 0                   |
| 51201    | Regular Salaries & Wages                | 0                  | 0                   | 0                    | 0                   |
| 51301    | Other Salaries & Wages                  | 0                  | 0                   | 0                    | 0                   |
| 51401    | Overtime                                | 0                  | 0                   | 0                    | 0                   |
| 51501    | Special pay                             | 0                  | 0                   | 0                    | 0                   |
| 52101    | FICA Taxes                              | 0                  | 0                   | 0                    | 0                   |
| 52201    | Retirement Contributions                | 0                  | 0                   | 0                    | 0                   |
| 52301    | Life & Health Insurance                 | 0                  | 0                   | 0                    | 0                   |
| 52401    | Workers' Compensation                   | 0                  | 0                   | 0                    | 0                   |
| 52501    | Unemployment Compensation               | 0                  | 0                   | 0                    | 0                   |
|          | PERSONNEL COSTS                         | 0                  | 0                   | 0                    | 0                   |
| 53101    | Professional Services                   | 0                  | 0                   | 0                    | 0                   |
| 53201    | Accounting & Auditing                   | 0                  | 0                   | 0                    | 0                   |
| 53301    | Court Reporter Services                 | 0                  | 0                   | 0                    | 0                   |
| 53401    | Other Contractual Services              | 0                  | 0                   | 0                    | 0                   |
| 53501    | Investigations                          | 0                  | 0                   | 0                    | 0                   |
| 53601    | Pension Benefits                        | 0                  | 0                   | 0                    | 0                   |
| 54001    | Travel & Per Diem                       | 0                  | 0                   | 0                    | 0                   |
| 54101    | Communications                          | 0                  | 0                   | 0                    | 0                   |
| 54201    | Postage & Freight                       | 0                  | 0                   | 0                    | 0                   |
| 54301    | Utility Services                        | 0                  | 0                   | 0                    | 0                   |
| 54401    | Rentals & Leases                        | 0                  | 0                   | 0                    | 0                   |
| 54501    | Insurance                               | 0                  | 0                   | 0                    | 0                   |
| 54601    | Repair & Maintenance Services           | 65,100             | 0                   | 0                    | 0                   |
| 54701    | Printing & Binding                      | 0                  | 0                   | 0                    | 0                   |
| 54801    | Promotional Activities                  | 0                  | 0                   | 0                    | 0                   |
| 54901    | Other Current Charges & Obligations     | 0                  | 0                   | 0                    | 0                   |
| 54931    | Host Ordinance Items                    | 0                  | 0                   | 0                    | 0                   |
| 55101    | Office Supplies                         | 0                  | 0                   | 0                    | 0                   |
| 55201    | Operating Supplies                      | 0                  | 0                   | 0                    | 0                   |
| 55301    | Road Materials & Supplies               | 0                  | 0                   | 0                    | 0                   |
| 55401    | Books, Pubs, & Subs                     | 0                  | 0                   | 0                    | 0                   |
| 55501    | Training & Registrations                | 0                  | 0                   | 0                    | 0                   |
| 55801    | Bad Debt                                | 0                  | 0                   | 0                    | 0                   |
| 55901    | Depreciation                            | 0                  | 0                   | 0                    | 0                   |
|          | OPERATING COSTS                         | 65,100             | 0                   | 0                    | 0                   |
| 56101    | Land                                    | 0                  | 0                   | 0                    | 0                   |
| 56201    | Buildings                               | 0                  | 0                   | 0                    | 0                   |
| 56301    | Improvements Other Than Buildings       | 2,084,665          | 3,925,000           | 4,850,000            | 4,850,000           |
| 56399    | IOB YE Reclass                          | (2,084,665)        | 0                   | 0                    | 0                   |
| 56401    | Machinery & Equipment                   | 0                  | 0                   | 0                    | 0                   |
| 56501    | Construction in Progress                | 0                  | 0                   | 0                    | 0                   |
| 56601    | Books, Publications & Library Materials | 0                  | 0                   | 0                    | 0                   |
|          | CAPITAL OUTLAY                          | 0                  | 3,925,000           | 4,850,000            | 4,850,000           |
| 57101    | Principal                               | 0                  | 0                   | 0                    | 0                   |
| 57201    | Interest                                | 0                  | 0                   | 0                    | 0                   |
| 57301    | Other Debt Service Costs                | 0                  | 0                   | 0                    | 0                   |
|          | DEBT SERVICE                            | 0                  | 0                   | 0                    | 0                   |
| 58101    | Aids to Governmental Agencies           | 0                  | 0                   | 0                    | 0                   |
| 58201    | Aids to Private Organizations           | 0                  | 0                   | 0                    | 0                   |
| 58301    | Other Grants and Aids                   | 0                  | 0                   | 0                    | 0                   |
|          | GRANTS AND AIDS                         | 0                  | 0                   | 0                    | 0                   |
| 59101    | Transfers                               | 0                  | 0                   | 0                    | 0                   |
| 59801    | Reserves                                | 0                  | 0                   | 0                    | 0                   |
|          | NON-OPERATING COSTS                     | 0                  | 0                   | 0                    | 0                   |
|          | TOTAL BUDGET                            | \$ 65,100          | \$ 3,925,000        | \$ 4,850,000         | \$ 4,850,000        |
| Revenues |   |                    |                     |                      |                     |
|          | Solid Waste Fund Revenues               | \$ 65,100          | \$ 3,925,000        | \$ 4,850,000         | \$ 4,850,000        |
|          | TOTAL REVENUES                          | \$ 65,100          | \$ 3,925,000        | \$ 4,850,000         | \$ 4,850,000        |

FUND: 401 - Solid Waste Fund  
 FUNCTION: Physical Environment  
 ACTIVITY: Garbage/Solid Waste Ctl

DEPARTMENT: Waste Services  
 DIVISION: Waste Services  
 COST CENTER: 230310 - Reserves

| Account   | Title                                   | Actual<br>FY 18-19  | Adopted<br>FY 19-20 | Proposed<br>FY 20-21 | Adopted<br>FY 20-21 |
|-----------|---|---------------------|---------------------|----------------------|---------------------|
| 51101     | Executive Salaries                      | \$ 0                | \$ 0                | \$ 0                 | 0                   |
| 51201     | Regular Salaries & Wages                | 0                   | 0                   | 0                    | 0                   |
| 51301     | Other Salaries & Wages                  | 0                   | 0                   | 0                    | 0                   |
| 51401     | Overtime                                | 0                   | 0                   | 0                    | 0                   |
| 51501     | Special pay                             | 0                   | 0                   | 0                    | 0                   |
| 52101     | FICA Taxes                              | 0                   | 0                   | 0                    | 0                   |
| 52201     | Retirement Contributions                | 0                   | 0                   | 0                    | 0                   |
| 52301     | Life & Health Insurance                 | 0                   | 0                   | 0                    | 0                   |
| 52401     | Workers' Compensation                   | 0                   | 0                   | 0                    | 0                   |
| 52501     | Unemployment Compensation               | 0                   | 0                   | 0                    | 0                   |
|           | PERSONNEL COSTS                         | <u>0</u>            | <u>0</u>            | <u>0</u>             | <u>0</u>            |
| 53101     | Professional Services                   | 0                   | 0                   | 0                    | 0                   |
| 53201     | Accounting & Auditing                   | 0                   | 0                   | 0                    | 0                   |
| 53301     | Court Reporter Services                 | 0                   | 0                   | 0                    | 0                   |
| 53401     | Other Contractual Services              | 0                   | 0                   | 0                    | 0                   |
| 53501     | Investigations                          | 0                   | 0                   | 0                    | 0                   |
| 53601     | Pension Benefits                        | 0                   | 0                   | 0                    | 0                   |
| 54001     | Travel & Per Diem                       | 0                   | 0                   | 0                    | 0                   |
| 54101     | Communications                          | 0                   | 0                   | 0                    | 0                   |
| 54201     | Postage & Freight                       | 0                   | 0                   | 0                    | 0                   |
| 54301     | Utility Services                        | 0                   | 0                   | 0                    | 0                   |
| 54401     | Rentals & Leases                        | 0                   | 0                   | 0                    | 0                   |
| 54501     | Insurance                               | 0                   | 0                   | 0                    | 0                   |
| 54601     | Repair & Maintenance Services           | 0                   | 0                   | 0                    | 0                   |
| 54701     | Printing & Binding                      | 0                   | 0                   | 0                    | 0                   |
| 54801     | Promotional Activities                  | 0                   | 0                   | 0                    | 0                   |
| 54901     | Other Current Charges & Obligations     | 677,478             | 722,004             | 766,004              | 766,004             |
| 54931     | Host Ordinance Items                    | 0                   | 0                   | 0                    | 0                   |
| 54998     | Provision-Closure & LT Care             | 1,214,741           | 653,000             | 909,000              | 909,000             |
| 55101     | Office Supplies                         | 0                   | 0                   | 0                    | 0                   |
| 55201     | Operating Supplies                      | 0                   | 0                   | 0                    | 0                   |
| 55301     | Road Materials & Supplies               | 0                   | 0                   | 0                    | 0                   |
| 55401     | Books, Pubs, & Subs                     | 0                   | 0                   | 0                    | 0                   |
| 55501     | Training & Registrations                | 0                   | 0                   | 0                    | 0                   |
| 55801     | Bad Debt                                | 0                   | 0                   | 0                    | 0                   |
|           | OPERATING COSTS                         | <u>1,892,219</u>    | <u>1,375,004</u>    | <u>1,675,004</u>     | <u>1,675,004</u>    |
| 56101     | Land                                    | 0                   | 0                   | 0                    | 0                   |
| 56201     | Buildings                               | 0                   | 0                   | 0                    | 0                   |
| 56301     | Improvements Other Than Buildings       | 0                   | 0                   | 0                    | 0                   |
| 56401     | Machinery & Equipment                   | 0                   | 0                   | 0                    | 0                   |
| 56501     | Construction in Progress                | 0                   | 0                   | 0                    | 0                   |
| 56601     | Books, Publications & Library Materials | 0                   | 0                   | 0                    | 0                   |
|           | CAPITAL OUTLAY                          | <u>0</u>            | <u>0</u>            | <u>0</u>             | <u>0</u>            |
| 57101     | Principal                               | 0                   | 0                   | 0                    | 0                   |
| 57201     | Interest                                | 0                   | 0                   | 0                    | 0                   |
| 57301     | Other Debt Service Costs                | 0                   | 0                   | 0                    | 0                   |
|           | DEBT SERVICE                            | <u>0</u>            | <u>0</u>            | <u>0</u>             | <u>0</u>            |
| 58101     | Aids to Governmental Agencies           | 0                   | 0                   | 0                    | 0                   |
| 58201     | Aids to Private Organizations           | 0                   | 0                   | 0                    | 0                   |
| 58301     | Other Grants and Aids                   | 0                   | 0                   | 0                    | 0                   |
|           | GRANTS AND AIDS                         | <u>0</u>            | <u>0</u>            | <u>0</u>             | <u>0</u>            |
| 59101     | Transfers                               | 0                   | 0                   | 0                    | 0                   |
| 59801     | Reserves                                | 0                   | 327,068             | 874,138              | 874,138             |
|           | NON-OPERATING COSTS                     | <u>0</u>            | <u>327,068</u>      | <u>874,138</u>       | <u>874,138</u>      |
|           | TOTAL BUDGET                            | <u>\$ 1,892,219</u> | <u>\$ 1,702,072</u> | <u>\$ 2,549,142</u>  | <u>\$ 2,549,142</u> |
| RESOURCES |   |                     |                     |                      |                     |
|           | Solid Waste Fund Revenues               | \$ 1,892,219        | \$ 1,702,072        | \$ 2,549,142         | \$ 2,549,142        |
|           | TOTAL REVENUES                          | <u>\$ 1,892,219</u> | <u>\$ 1,702,072</u> | <u>\$ 2,549,142</u>  | <u>\$ 2,549,142</u> |

FUND: 401 - Solid Waste Fund  
 FUNCTION: Other Uses  
 ACTIVITY: Interfund Transfer

DEPARTMENT: Waste Services  
 DIVISION: Waste Services  
 COST CENTER: 230303 - Transfers

| Account   | Title                                   | Actual<br>FY 18-19 | Adopted<br>FY 19-20 | Proposed<br>FY 20-21 | Adopted<br>FY 20-21 |
|-----------|---|--------------------|---------------------|----------------------|---------------------|
| 51101     | Executive Salaries                      | \$ 0               | \$ 0                | \$ 0                 | 0                   |
| 51201     | Regular Salaries & Wages                | 0                  | 0                   | 0                    | 0                   |
| 51301     | Other Salaries & Wages                  | 0                  | 0                   | 0                    | 0                   |
| 51401     | Overtime                                | 0                  | 0                   | 0                    | 0                   |
| 51501     | Special pay                             | 0                  | 0                   | 0                    | 0                   |
| 52101     | FICA Taxes                              | 0                  | 0                   | 0                    | 0                   |
| 52201     | Retirement Contributions                | 0                  | 0                   | 0                    | 0                   |
| 52301     | Life & Health Insurance                 | 0                  | 0                   | 0                    | 0                   |
| 52401     | Workers' Compensation                   | 0                  | 0                   | 0                    | 0                   |
| 52501     | Unemployment Compensation               | 0                  | 0                   | 0                    | 0                   |
|           | PERSONNEL COSTS                         | <u>0</u>           | <u>0</u>            | <u>0</u>             | <u>0</u>            |
| 53101     | Professional Services                   | 0                  | 0                   | 0                    | 0                   |
| 53201     | Accounting & Auditing                   | 0                  | 0                   | 0                    | 0                   |
| 53301     | Court Reporter Services                 | 0                  | 0                   | 0                    | 0                   |
| 53401     | Other Contractual Services              | 0                  | 0                   | 0                    | 0                   |
| 53501     | Investigations                          | 0                  | 0                   | 0                    | 0                   |
| 53601     | Pension Benefits                        | 0                  | 0                   | 0                    | 0                   |
| 54001     | Travel & Per Diem                       | 0                  | 0                   | 0                    | 0                   |
| 54101     | Communications                          | 0                  | 0                   | 0                    | 0                   |
| 54201     | Postage & Freight                       | 0                  | 0                   | 0                    | 0                   |
| 54301     | Utility Services                        | 0                  | 0                   | 0                    | 0                   |
| 54401     | Rentals & Leases                        | 0                  | 0                   | 0                    | 0                   |
| 54501     | Insurance                               | 0                  | 0                   | 0                    | 0                   |
| 54601     | Repair & Maintenance Services           | 0                  | 0                   | 0                    | 0                   |
| 54701     | Printing & Binding                      | 0                  | 0                   | 0                    | 0                   |
| 54801     | Promotional Activities                  | 0                  | 0                   | 0                    | 0                   |
| 54901     | Other Current Charges & Obligations     | 0                  | 0                   | 0                    | 0                   |
| 54931     | Host Ordinance Items                    | 0                  | 0                   | 0                    | 0                   |
| 55101     | Office Supplies                         | 0                  | 0                   | 0                    | 0                   |
| 55201     | Operating Supplies                      | 0                  | 0                   | 0                    | 0                   |
| 55301     | Road Materials & Supplies               | 0                  | 0                   | 0                    | 0                   |
| 55401     | Books, Pubs, & Subs                     | 0                  | 0                   | 0                    | 0                   |
| 55501     | Training & Registrations                | 0                  | 0                   | 0                    | 0                   |
| 55801     | Bad Debt                                | 0                  | 0                   | 0                    | 0                   |
| 55901     | Depreciation                            | 0                  | 0                   | 0                    | 0                   |
|           | OPERATING COSTS                         | <u>0</u>           | <u>0</u>            | <u>0</u>             | <u>0</u>            |
| 56101     | Land                                    | 0                  | 0                   | 0                    | 0                   |
| 56201     | Buildings                               | 0                  | 0                   | 0                    | 0                   |
| 56301     | Improvements Other Than Buildings       | 0                  | 0                   | 0                    | 0                   |
| 56401     | Machinery & Equipment                   | 0                  | 0                   | 0                    | 0                   |
| 56501     | Construction in Progress                | 0                  | 0                   | 0                    | 0                   |
| 56601     | Books, Publications & Library Materials | 0                  | 0                   | 0                    | 0                   |
|           | CAPITAL OUTLAY                          | <u>0</u>           | <u>0</u>            | <u>0</u>             | <u>0</u>            |
| 57101     | Principal                               | 0                  | 0                   | 0                    | 0                   |
| 57201     | Interest                                | 0                  | 0                   | 0                    | 0                   |
| 57301     | Other Debt Service Costs                | 0                  | 0                   | 0                    | 0                   |
|           | DEBT SERVICE                            | <u>0</u>           | <u>0</u>            | <u>0</u>             | <u>0</u>            |
| 58101     | Aids to Governmental Agencies           | 0                  | 0                   | 0                    | 0                   |
| 58201     | Aids to Private Organizations           | 0                  | 0                   | 0                    | 0                   |
| 58301     | Other Grants and Aids                   | 0                  | 0                   | 0                    | 0                   |
|           | GRANTS AND AIDS                         | <u>0</u>           | <u>0</u>            | <u>0</u>             | <u>0</u>            |
| 59101     | Transfers to 001                        | 0                  | 0                   | 64,000               | 64,000              |
| 59102     | Transfers to 175                        | 529,744            | 570,094             | 588,960              | 588,960             |
| 59801     | Reserves                                | 0                  | 0                   | 0                    | 0                   |
|           | NON-OPERATING COSTS                     | <u>529,744</u>     | <u>570,094</u>      | <u>652,960</u>       | <u>652,960</u>      |
|           | TOTAL BUDGET                            | <u>\$ 529,744</u>  | <u>\$ 570,094</u>   | <u>\$ 652,960</u>    | <u>\$ 652,960</u>   |
| RESOURCES |   |                    |                     |                      |                     |
|           | Solid Waste Fund Revenues               | \$ 529,744         | \$ 570,094          | \$ 652,960           | \$ 652,960          |
|           | TOTAL REVENUES                          | <u>\$ 529,744</u>  | <u>\$ 570,094</u>   | <u>\$ 652,960</u>    | <u>\$ 652,960</u>   |

FUND: 401 - Solid Waste Fund  
 FUNCTION: Physical Environment  
 ACTIVITY: Garbage/Solid Waste Ctl

DEPARTMENT: Waste Services  
 DIVISION: Waste Services  
 COST CENTER: 230316 - Sauffley Landfill

| Account   | Title                                   | Actual<br>FY 18-19 | Adopted<br>FY 19-20 | Proposed<br>FY 20-21 | Adopted<br>FY 20-21 |
|-----------|---|--------------------|---------------------|----------------------|---------------------|
| 51101     | Executive Salaries                      | \$ 0               | \$ 0                | \$ 0                 | 0                   |
| 51201     | Regular Salaries & Wages                | 0                  | 0                   | 0                    | 0                   |
| 51301     | Other Salaries & Wages                  | 0                  | 0                   | 0                    | 0                   |
| 51401     | Overtime                                | 0                  | 0                   | 0                    | 0                   |
| 51501     | Special pay                             | 0                  | 0                   | 0                    | 0                   |
| 52101     | FICA Taxes                              | 0                  | 0                   | 0                    | 0                   |
| 52201     | Retirement Contributions                | 0                  | 0                   | 0                    | 0                   |
| 52301     | Life & Health Insurance                 | 0                  | 0                   | 0                    | 0                   |
| 52401     | Workers' Compensation                   | 0                  | 0                   | 0                    | 0                   |
| 52501     | Unemployment Compensation               | 0                  | 0                   | 0                    | 0                   |
|           | PERSONNEL COSTS                         | 0                  | 0                   | 0                    | 0                   |
| 53101     | Professional Services                   | 4,100              | 2,000               | 6,500                | 6,500               |
| 53201     | Accounting & Auditing                   | 0                  | 0                   | 0                    | 0                   |
| 53301     | Court Reporter Services                 | 0                  | 0                   | 0                    | 0                   |
| 53401     | Other Contractual Services              | 2,352              | 3,000               | 3,000                | 3,000               |
| 53501     | Investigations                          | 0                  | 0                   | 0                    | 0                   |
| 53601     | Pension Benefits                        | 0                  | 0                   | 0                    | 0                   |
| 54001     | Travel & Per Diem                       | 0                  | 0                   | 0                    | 0                   |
| 54101     | Communications                          | 0                  | 0                   | 0                    | 0                   |
| 54201     | Postage & Freight                       | 0                  | 0                   | 0                    | 0                   |
| 54301     | Utility Services                        | 0                  | 0                   | 0                    | 0                   |
| 54401     | Rentals & Leases                        | 0                  | 0                   | 0                    | 0                   |
| 54501     | Insurance                               | 0                  | 0                   | 0                    | 0                   |
| 54601     | Repair & Maintenance Services           | 0                  | 6,000               | 6,000                | 6,000               |
| 54701     | Printing & Binding                      | 0                  | 0                   | 0                    | 0                   |
| 54801     | Promotional Activities                  | 0                  | 0                   | 0                    | 0                   |
| 54901     | Other Current Charges & Obligations     | 0                  | 0                   | 0                    | 0                   |
| 54931     | Host Ordinance Items                    | 0                  | 0                   | 0                    | 0                   |
| 55101     | Office Supplies                         | 0                  | 0                   | 0                    | 0                   |
| 55201     | Operating Supplies                      | 0                  | 0                   | 0                    | 0                   |
| 55301     | Road Materials & Supplies               | 0                  | 0                   | 0                    | 0                   |
| 55401     | Books, Pubs, & Subs                     | 0                  | 0                   | 0                    | 0                   |
| 55501     | Training                                | 0                  | 0                   | 0                    | 0                   |
| 55801     | Bad Debt                                | 0                  | 0                   | 0                    | 0                   |
| 55901     | Depreciation                            | 0                  | 0                   | 0                    | 0                   |
|           | OPERATING COSTS                         | 6,452              | 11,000              | 15,500               | 15,500              |
| 56101     | Land                                    | 0                  | 0                   | 0                    | 0                   |
| 56201     | Buildings                               | 0                  | 0                   | 0                    | 0                   |
| 56301     | Improvements Other Than Buildings       | 0                  | 0                   | 0                    | 0                   |
| 56399     | IOB YE Reclass                          | 0                  | 0                   | 0                    | 0                   |
| 56401     | Machinery & Equipment                   | 0                  | 0                   | 0                    | 0                   |
| 56501     | Construction in Progress                | 0                  | 0                   | 0                    | 0                   |
| 56601     | Books, Publications & Library Materials | 0                  | 0                   | 0                    | 0                   |
|           | CAPITAL OUTLAY                          | 0                  | 0                   | 0                    | 0                   |
| 57101     | Principal                               | 0                  | 0                   | 0                    | 0                   |
| 57201     | Interest                                | 0                  | 0                   | 0                    | 0                   |
| 57301     | Other Debt Service Costs                | 0                  | 0                   | 0                    | 0                   |
|           | DEBT SERVICE                            | 0                  | 0                   | 0                    | 0                   |
| 58101     | Aids to Governmental Agencies           | 0                  | 0                   | 0                    | 0                   |
| 58201     | Aids to Private Organizations           | 0                  | 0                   | 0                    | 0                   |
| 58301     | Other Grants and Aids                   | 0                  | 0                   | 0                    | 0                   |
|           | GRANTS AND AIDS                         | 0                  | 0                   | 0                    | 0                   |
| 59101     | Transfers                               | 0                  | 0                   | 0                    | 0                   |
| 59801     | Reserves                                | 0                  | 0                   | 0                    | 0                   |
|           | NON-OPERATING COSTS                     | 0                  | 0                   | 0                    | 0                   |
|           | TOTAL BUDGET                            | \$ 6,452           | \$ 11,000           | \$ 15,500            | \$ 15,500           |
| RESOURCES |   |                    |                     |                      |                     |
|           | Solid Waste Fund Revenues               | \$ 6,452           | \$ 11,000           | \$ 15,500            | \$ 15,500           |
|           | TOTAL REVENUES                          | \$ 6,452           | \$ 11,000           | \$ 15,500            | \$ 15,500           |



FUND: 352 Local Option Sales Tax III  
 FUNCTION: General Government  
 ACTIVITY: Other General Govt Sources

DEPARTMENT: Board of County Commissioners  
 DIVISION: Non-Departmental  
 COST CENTER: 110267 - Public Facilities and Projects

| Account   | Title  | Actual<br>FY 18-19 | Adopted<br>FY 19-20 | Proposed<br>FY 20-21 | Adopted<br>FY 20-21 |
|-----------|--|--------------------|---------------------|----------------------|---------------------|
| 51101     | Executive Salaries                               | \$ 0               | \$ 0                | \$ 0                 | \$ 0                |
| 51201     | Regular Salaries & Wages                         | 0                  | 0                   | 0                    | 0                   |
| 51301     | Other Salaries & Wages                           | 0                  | 0                   | 0                    | 0                   |
| 51401     | Overtime   | 0                  | 0                   | 0                    | 0                   |
| 51501     | Special pay                                      | 0                  | 0                   | 0                    | 0                   |
| 52101     | FICA Taxes                                       | 0                  | 0                   | 0                    | 0                   |
| 52201     | Retirement Contributions                         | 0                  | 0                   | 0                    | 0                   |
| 52301     | Life & Health Insurance                          | 0                  | 0                   | 0                    | 0                   |
| 52401     | Workers' Compensation                            | 0                  | 0                   | 0                    | 0                   |
| 52501     | Unemployment Compensation                        | 0                  | 0                   | 0                    | 0                   |
|           | PERSONNEL COSTS                                  | 0                  | 0                   | 0                    | 0                   |
| 53101     | Professional Services                            | 0                  | 0                   | 0                    | 0                   |
| 53201     | Accounting & Auditing                            | 0                  | 0                   | 0                    | 0                   |
| 53301     | Court Reporter Services                          | 0                  | 0                   | 0                    | 0                   |
| 53401     | Other Contractual Services                       | 0                  | 0                   | 0                    | 0                   |
| 53501     | Investigations                                   | 0                  | 0                   | 0                    | 0                   |
| 53601     | Pension Benefits                                 | 0                  | 0                   | 0                    | 0                   |
| 54001     | Travel & Per Diem                                | 0                  | 0                   | 0                    | 0                   |
| 54101     | Communications                                   | 0                  | 0                   | 0                    | 0                   |
| 54201     | Postage & Freight                                | 0                  | 0                   | 0                    | 0                   |
| 54301     | Utility Services                                 | 0                  | 0                   | 0                    | 0                   |
| 54401     | Rentals & Leases                                 | 0                  | 0                   | 0                    | 0                   |
| 54501     | Insurance  | 0                  | 0                   | 0                    | 0                   |
| 54601     | Repair & Maintenance Services                    | 8,771              | 0                   | 0                    | 0                   |
| 54701     | Printing & Binding                               | 0                  | 0                   | 0                    | 0                   |
| 54801     | Promotional Activities                           | 0                  | 0                   | 0                    | 0                   |
| 54901     | Other Current Charges & Obligations              | 0                  | 0                   | 0                    | 0                   |
| 55101     | Office Supplies                                  | 0                  | 0                   | 0                    | 0                   |
| 55201     | Operating Supplies                               | 253                | 0                   | 0                    | 0                   |
| 55301     | Road Materials & Supplies                        | 0                  | 0                   | 0                    | 0                   |
| 55401     | Books, Publications, Subscriptions & Memberships | 0                  | 0                   | 0                    | 0                   |
| 55801     | Bad Debt   | 0                  | 0                   | 0                    | 0                   |
| 55901     | Depreciation                                     | 0                  | 0                   | 0                    | 0                   |
|           | OPERATING COSTS                                  | 9,024              | 0                   | 0                    | 0                   |
| 56101     | Land   | 3,550              | 0                   | 0                    | 0                   |
| 56201     | Buildings  | 1,441,836          | 0                   | 0                    | 0                   |
| 56301     | Improvements Other Than Buildings                | 0                  | 0                   | 0                    | 4,871,483           |
| 56401     | Machinery & Equipment                            | 88,544             | 0                   | 0                    | 0                   |
| 56501     | Construction in Progress                         | 0                  | 0                   | 0                    | 0                   |
| 56601     | Books, Publications & Library Materials          | 0                  | 0                   | 0                    | 0                   |
|           | CAPITAL OUTLAY                                   | 1,533,930          | 0                   | 0                    | 4,871,483           |
| 57101     | Principal  | 0                  | 0                   | 0                    | 0                   |
| 57201     | Interest   | 0                  | 0                   | 0                    | 0                   |
| 57301     | Other Debt Service Costs                         | 0                  | 0                   | 0                    | 2,292,354           |
|           | DEBT SERVICE                                     | 0                  | 0                   | 0                    | 2,292,354           |
| 58101     | Aids to Governmental Agencies                    | 250,000            | 0                   | 0                    | 2,500,000           |
| 58201     | Aids to Private Organizations                    | 0                  | 0                   | 0                    | 0                   |
| 58301     | Other Grants and Aids                            | 0                  | 0                   | 0                    | 0                   |
|           | GRANTS AND AIDS                                  | 250,000            | 0                   | 0                    | 2,500,000           |
| 59101     | Transfers  | 0                  | 0                   | 0                    | 0                   |
| 59801     | Reserves   | 0                  | 0                   | 9,663,837            | 0                   |
|           | NON-OPERATING COSTS                              | 0                  | 0                   | 9,663,837            | 0                   |
|           | TOTAL BUDGET                                     | \$ 1,792,955       | \$ 0                | \$ 9,663,837         | \$ 9,663,837        |
| RESOURCES |  |                    |                     |                      |                     |
|           | Interest   | \$ 0               | 0                   | 0                    | 0                   |
|           | Local Option Sales Tax III                       | 1,792,955          | 0                   | 9,663,837            | 9,663,837           |
|           | TOTAL REVENUES                                   | \$ 1,792,955       | \$ 0                | \$ 9,663,837         | \$ 9,663,837        |

FUND: 352 - Local Option Sales Tax III  
 FUNCTION: General Government  
 ACTIVITY: Other General Govt Sources

DEPARTMENT: Neighborhood & Human Services  
 DIVISION: Neighborhood & Human Services  
 COST CENTER: 370106 - Community Centers

| Account   | Title  | Actual<br>FY 18-19 | Adopted<br>FY 19-20 | Proposed<br>FY 20-21 | Adopted<br>FY 20-21 |
|-----------|--|--------------------|---------------------|----------------------|---------------------|
| 51101     | Executive Salaries                               | \$ 0               | \$ 0                | \$ 0                 | 0                   |
| 51201     | Regular Salaries & Wages                         | 0                  | 0                   | 0                    | 0                   |
| 51301     | Other Salaries & Wages                           | 0                  | 0                   | 0                    | 0                   |
| 51401     | Overtime   | 0                  | 0                   | 0                    | 0                   |
| 51501     | Special pay                                      | 0                  | 0                   | 0                    | 0                   |
| 52101     | FICA Taxes                                       | 0                  | 0                   | 0                    | 0                   |
| 52201     | Retirement Contributions                         | 0                  | 0                   | 0                    | 0                   |
| 52301     | Life & Health Insurance                          | 0                  | 0                   | 0                    | 0                   |
| 52401     | Workers' Compensation                            | 0                  | 0                   | 0                    | 0                   |
| 52501     | Unemployment Compensation                        | 0                  | 0                   | 0                    | 0                   |
|           | PERSONNEL COSTS                                  | <u>0</u>           | <u>0</u>            | <u>0</u>             | <u>0</u>            |
| 53101     | Professional Services                            | 0                  | 0                   | 0                    | 0                   |
| 53201     | Accounting & Auditing                            | 0                  | 0                   | 0                    | 0                   |
| 53301     | Court Reporter Services                          | 0                  | 0                   | 0                    | 0                   |
| 53401     | Other Contractual Services                       | 46,645             | 0                   | 0                    | 500,000             |
| 53501     | Investigations                                   | 0                  | 0                   | 0                    | 0                   |
| 53601     | Pension Benefits                                 | 0                  | 0                   | 0                    | 0                   |
| 54001     | Travel & Per Diem                                | 0                  | 0                   | 0                    | 0                   |
| 54101     | Communications                                   | 0                  | 0                   | 0                    | 0                   |
| 54201     | Postage & Freight                                | 0                  | 0                   | 0                    | 0                   |
| 54301     | Utility Services                                 | 0                  | 0                   | 0                    | 0                   |
| 54401     | Rentals & Leases                                 | 0                  | 0                   | 0                    | 0                   |
| 54501     | Insurance  | 0                  | 0                   | 0                    | 0                   |
| 54601     | Repair & Maintenance Services                    | 0                  | 0                   | 0                    | 0                   |
| 54701     | Printing & Binding                               | 0                  | 0                   | 0                    | 0                   |
| 54801     | Promotional Activities                           | 793                | 0                   | 0                    | 0                   |
| 54901     | Other Current Charges & Obligations              | 192                | 0                   | 0                    | 0                   |
| 55101     | Office Supplies                                  | 0                  | 0                   | 0                    | 0                   |
| 55201     | Operating Supplies                               | 10,216             | 0                   | 0                    | 0                   |
| 55501     | Training & Registrations                         | 0                  | 0                   | 0                    | 0                   |
| 55401     | Books, Publications, Subscriptions & Memberships | 0                  | 0                   | 0                    | 0                   |
| 55801     | Bad Debt   | 0                  | 0                   | 0                    | 0                   |
| 55901     | Depreciation                                     | 0                  | 0                   | 0                    | 0                   |
|           | OPERATING COSTS                                  | <u>57,845</u>      | <u>0</u>            | <u>0</u>             | <u>500,000</u>      |
| 56101     | Land   | 0                  | 0                   | 0                    | 0                   |
| 56201     | Buildings  | 0                  | 0                   | 0                    | 0                   |
| 56301     | Improvements Other Than Buildings                | 0                  | 0                   | 0                    | 0                   |
| 56401     | Machinery & Equipment                            | 0                  | 0                   | 0                    | 0                   |
| 56501     | Construction in Progress                         | 0                  | 0                   | 0                    | 0                   |
| 56601     | Books, Publications & Library Materials          | 0                  | 0                   | 0                    | 0                   |
|           | CAPITAL OUTLAY                                   | <u>0</u>           | <u>0</u>            | <u>0</u>             | <u>0</u>            |
| 57101     | Principal  | 0                  | 0                   | 0                    | 0                   |
| 57201     | Interest   | 0                  | 0                   | 0                    | 0                   |
| 57301     | Other Debt Service Costs                         | 0                  | 0                   | 0                    | 0                   |
|           | DEBT SERVICE                                     | <u>0</u>           | <u>0</u>            | <u>0</u>             | <u>0</u>            |
| 58101     | Aids to Governmental Agencies                    | 0                  | 0                   | 0                    | 0                   |
| 58201     | Aids to Private Organizations                    | 0                  | 0                   | 0                    | 0                   |
| 58301     | Other Grants and Aids                            | 0                  | 0                   | 0                    | 0                   |
|           | GRANTS AND AIDS                                  | <u>0</u>           | <u>0</u>            | <u>0</u>             | <u>0</u>            |
| 59101     | Transfers  | 0                  | 0                   | 0                    | 0                   |
| 59801     | Reserves   | 0                  | 0                   | 500,000              | 0                   |
|           | NON-OPERATING COSTS                              | <u>0</u>           | <u>0</u>            | <u>500,000</u>       | <u>0</u>            |
|           | TOTAL BUDGET                                     | <u>\$ 57,845</u>   | <u>\$ 0</u>         | <u>\$ 500,000</u>    | <u>\$ 500,000</u>   |
| RESOURCES |  |                    |                     |                      |                     |
|           | Interest   | \$ 0               | \$ 0                | \$ 0                 | 0                   |
|           | Local Option Sales Tax III                       | 57,845             | 0                   | 500,000              | 500,000             |
|           | TOTAL REVENUES                                   | <u>\$ 57,845</u>   | <u>\$ 0</u>         | <u>\$ 500,000</u>    | <u>\$ 500,000</u>   |

FUND: 352 - Local Option Sales Tax III  
 FUNCTION: Transportation  
 ACTIVITY: Road & Street Facilities

DEPARTMENT: Public Works  
 DIVISION: Engineering  
 COST CENTER: 210107 - Transportation & Drainage LOST III

| Account | Title  | Actual<br>FY 18-19   | Adopted<br>FY 19-20 | Proposed<br>FY 20-21 | Adopted<br>FY 20-21  |
|---------|--|----------------------|---------------------|----------------------|----------------------|
| 51101   | Executive Salaries                               | \$ 0                 | \$ 0                | \$ 0                 | \$ 0                 |
| 51201   | Regular Salaries & Wages                         | 0                    | 0                   | 0                    | 0                    |
| 51301   | Other Salaries & Wages                           | 0                    | 0                   | 0                    | 0                    |
| 51401   | Overtime   | 0                    | 0                   | 0                    | 0                    |
| 51501   | Special pay                                      | 0                    | 0                   | 0                    | 0                    |
| 52101   | FICA Taxes                                       | 0                    | 0                   | 0                    | 0                    |
| 52201   | Retirement Contributions                         | 0                    | 0                   | 0                    | 0                    |
| 52301   | Life & Health Insurance                          | 0                    | 0                   | 0                    | 0                    |
| 52401   | Workers' Compensation                            | 0                    | 0                   | 0                    | 0                    |
| 52501   | Unemployment Compensation                        | 0                    | 0                   | 0                    | 0                    |
|         | PERSONNEL COSTS                                  | <u>0</u>             | <u>0</u>            | <u>0</u>             | <u>0</u>             |
| 53101   | Professional Services                            | 1,000                | 0                   | 0                    | 0                    |
| 53201   | Accounting & Auditing                            | 0                    | 0                   | 0                    | 0                    |
| 53301   | Court Reporter Services                          | 0                    | 0                   | 0                    | 0                    |
| 53401   | Other Contractual Services                       | 0                    | 0                   | 0                    | 0                    |
| 53501   | Investigations                                   | 0                    | 0                   | 0                    | 0                    |
| 53601   | Pension Benefits                                 | 0                    | 0                   | 0                    | 0                    |
| 54001   | Travel & Per Diem                                | 0                    | 0                   | 0                    | 0                    |
| 54101   | Communications                                   | 0                    | 0                   | 0                    | 0                    |
| 54201   | Postage & Freight                                | 0                    | 0                   | 0                    | 0                    |
| 54301   | Utility Services                                 | 0                    | 0                   | 0                    | 0                    |
| 54401   | Rentals & Leases                                 | 0                    | 0                   | 0                    | 0                    |
| 54501   | Insurance  | 0                    | 0                   | 0                    | 0                    |
| 54601   | Repair & Maintenance Services                    | 0                    | 0                   | 0                    | 0                    |
| 54701   | Printing & Binding                               | 0                    | 0                   | 0                    | 0                    |
| 54801   | Promotional Activities                           | 0                    | 0                   | 0                    | 0                    |
| 54901   | Other Current Charges & Obligations              | 0                    | 0                   | 0                    | 0                    |
| 55101   | Office Supplies                                  | 0                    | 0                   | 0                    | 0                    |
| 55201   | Operating Supplies                               | 0                    | 0                   | 0                    | 0                    |
| 55301   | Road Materials & Supplies                        | 0                    | 0                   | 0                    | 0                    |
| 55401   | Books, Publications, Subscriptions & Memberships | 0                    | 0                   | 0                    | 0                    |
| 55801   | Bad Debt   | 0                    | 0                   | 0                    | 0                    |
| 55901   | Depreciation                                     | 0                    | 0                   | 0                    | 0                    |
|         | OPERATING COSTS                                  | <u>1,000</u>         | <u>0</u>            | <u>0</u>             | <u>0</u>             |
| 56101   | Land   | 641,933              | 0                   | 0                    | 0                    |
| 56201   | Buildings  | 0                    | 0                   | 0                    | 0                    |
| 56301   | Improvements Other Than Buildings                | 11,734,213           | 0                   | 0                    | 19,622,438           |
| 56359   | IOB-Yr End Accruals                              | 167,080              | 0                   | 0                    | 0                    |
| 56401   | Machinery & Equipment                            | 0                    | 0                   | 0                    | 0                    |
| 56501   | Construction in Progress                         | 0                    | 0                   | 0                    | 0                    |
| 56601   | Books, Publications & Library Materials          | 0                    | 0                   | 0                    | 0                    |
|         | CAPITAL OUTLAY                                   | <u>12,543,227</u>    | <u>0</u>            | <u>0</u>             | <u>19,622,438</u>    |
| 57101   | Principal  | 0                    | 0                   | 0                    | 0                    |
| 57201   | Interest   | 0                    | 0                   | 0                    | 0                    |
| 57301   | Other Debt Service Costs                         | 0                    | 0                   | 0                    | 0                    |
|         | DEBT SERVICE                                     | <u>0</u>             | <u>0</u>            | <u>0</u>             | <u>0</u>             |
| 58101   | Aids to Governmental Agencies                    | 0                    | 0                   | 0                    | 0                    |
| 58201   | Aids to Private Organizations                    | 0                    | 0                   | 0                    | 0                    |
| 58301   | Other Grants and Aids                            | 0                    | 0                   | 0                    | 0                    |
|         | GRANTS AND AIDS                                  | <u>0</u>             | <u>0</u>            | <u>0</u>             | <u>0</u>             |
| 59101   | Transfers  | 0                    | 0                   | 0                    | 0                    |
| 59801   | Reserves   | 0                    | 0                   | 19,622,438           | 0                    |
|         | NON-OPERATING COSTS                              | <u>0</u>             | <u>0</u>            | <u>19,622,438</u>    | <u>0</u>             |
|         | TOTAL BUDGET                                     | <u>\$ 12,544,227</u> | <u>\$ 0</u>         | <u>\$ 19,622,438</u> | <u>\$ 19,622,438</u> |

RESOURCES

|                            |                      |             |                      |                      |
|----------------------------|----------------------|-------------|----------------------|----------------------|
| Interest                   | \$ 0                 | \$ 0        | \$ 0                 | \$ 0                 |
| Local Option Sales Tax III | 12,544,227           | 0           | 19,622,438           | 19,622,438           |
| TOTAL REVENUES             | <u>\$ 12,544,227</u> | <u>\$ 0</u> | <u>\$ 19,622,438</u> | <u>\$ 19,622,438</u> |

FUND: 352 - Local Option Sales Tax III  
 FUNCTION: Physical Environment  
 ACTIVITY: Conservation and Resource Management

DEPARTMENT: Natural Resources Management  
 DIVISION: Natural Resources Management  
 COST CENTER: 220102 - NESD Capital Projects

| Account   | Title  | Actual<br>FY 18-19 | Adopted<br>FY 19-20 | Proposed<br>FY 20-21 | Adopted<br>FY 20-21 |
|-----------|--|--------------------|---------------------|----------------------|---------------------|
| 51101     | Executive Salaries                               | \$ 0               | \$ 0                | \$ 0                 | 0                   |
| 51201     | Regular Salaries & Wages                         | 0                  | 0                   | 0                    | 0                   |
| 51301     | Other Salaries & Wages                           | 0                  | 0                   | 0                    | 0                   |
| 51401     | Overtime   | 0                  | 0                   | 0                    | 0                   |
| 51501     | Special pay                                      | 0                  | 0                   | 0                    | 0                   |
| 52101     | FICA Taxes                                       | 0                  | 0                   | 0                    | 0                   |
| 52201     | Retirement Contributions                         | 0                  | 0                   | 0                    | 0                   |
| 52301     | Life & Health Insurance                          | 0                  | 0                   | 0                    | 0                   |
| 52401     | Workers' Compensation                            | 0                  | 0                   | 0                    | 0                   |
| 52501     | Unemployment Compensation                        | 0                  | 0                   | 0                    | 0                   |
|           | PERSONNEL COSTS                                  | <u>0</u>           | <u>0</u>            | <u>0</u>             | <u>0</u>            |
| 53101     | Professional Services                            | 0                  | 0                   | 0                    | 0                   |
| 53201     | Accounting & Auditing                            | 0                  | 0                   | 0                    | 0                   |
| 53301     | Court Reporter Services                          | 0                  | 0                   | 0                    | 0                   |
| 53401     | Other Contractual Services                       | 0                  | 0                   | 0                    | 0                   |
| 53501     | Investigations                                   | 0                  | 0                   | 0                    | 0                   |
| 53601     | Pension Benefits                                 | 0                  | 0                   | 0                    | 0                   |
| 54001     | Travel & Per Diem                                | 0                  | 0                   | 0                    | 0                   |
| 54101     | Communications                                   | 0                  | 0                   | 0                    | 0                   |
| 54201     | Postage & Freight                                | 0                  | 0                   | 0                    | 0                   |
| 54301     | Utility Services                                 | 0                  | 0                   | 0                    | 0                   |
| 54401     | Rentals & Leases                                 | 0                  | 0                   | 0                    | 0                   |
| 54501     | Insurance  | 0                  | 0                   | 0                    | 0                   |
| 54601     | Repair & Maintenance Services                    | 0                  | 0                   | 0                    | 0                   |
| 54701     | Printing & Binding                               | 0                  | 0                   | 0                    | 0                   |
| 54801     | Promotional Activities                           | 0                  | 0                   | 0                    | 0                   |
| 54901     | Other Current Charges & Obligations              | 0                  | 0                   | 0                    | 0                   |
| 55101     | Office Supplies                                  | 0                  | 0                   | 0                    | 0                   |
| 55201     | Operating Supplies                               | 0                  | 0                   | 0                    | 0                   |
| 55301     | Road Materials & Supplies                        | 0                  | 0                   | 0                    | 0                   |
| 55401     | Books, Publications, Subscriptions & Memberships | 0                  | 0                   | 0                    | 0                   |
| 55801     | Bad Debt   | 0                  | 0                   | 0                    | 0                   |
| 55901     | Depreciation                                     | 0                  | 0                   | 0                    | 0                   |
|           | OPERATING COSTS                                  | <u>0</u>           | <u>0</u>            | <u>0</u>             | <u>0</u>            |
| 56101     | Land   | 149,235            | 0                   | 0                    | 2,565               |
| 56201     | Buildings  | 0                  | 0                   | 0                    | 0                   |
| 56301     | Improvements Other Than Buildings                | 156,833            | 0                   | 0                    | 1,405,314           |
| 56401     | Machinery & Equipment                            | 0                  | 0                   | 0                    | 0                   |
| 56501     | Construction in Progress                         | 0                  | 0                   | 0                    | 0                   |
| 56601     | Books, Publications & Library Materials          | 0                  | 0                   | 0                    | 0                   |
|           | CAPITAL OUTLAY                                   | <u>306,068</u>     | <u>0</u>            | <u>0</u>             | <u>1,407,879</u>    |
| 57101     | Principal  | 0                  | 0                   | 0                    | 0                   |
| 57201     | Interest   | 0                  | 0                   | 0                    | 0                   |
| 57301     | Other Debt Service Costs                         | 0                  | 0                   | 0                    | 0                   |
|           | DEBT SERVICE                                     | <u>0</u>           | <u>0</u>            | <u>0</u>             | <u>0</u>            |
| 58101     | Aids to Governmental Agencies                    | 0                  | 0                   | 0                    | 0                   |
| 58201     | Aids to Private Organizations                    | 0                  | 0                   | 0                    | 0                   |
| 58301     | Other Grants and Aids                            | 0                  | 0                   | 0                    | 0                   |
|           | GRANTS AND AIDS                                  | <u>0</u>           | <u>0</u>            | <u>0</u>             | <u>0</u>            |
| 59101     | Transfers  | 0                  | 0                   | 0                    | 0                   |
| 59801     | Reserves   | 0                  | 0                   | 1,407,879            | 0                   |
|           | NON-OPERATING COSTS                              | <u>0</u>           | <u>0</u>            | <u>1,407,879</u>     | <u>0</u>            |
|           | TOTAL BUDGET                                     | <u>\$ 306,068</u>  | <u>\$ 0</u>         | <u>\$ 1,407,879</u>  | <u>\$ 1,407,879</u> |
| RESOURCES |  |                    |                     |                      |                     |
|           | Interest   | \$ 0               | \$ 0                | \$ 0                 | 0                   |
|           | Local Option Sales Tax III                       | 306,068            | 0                   | 1,407,879            | 1,407,879           |
|           | TOTAL REVENUES                                   | <u>\$ 306,068</u>  | <u>\$ 0</u>         | <u>\$ 1,407,879</u>  | <u>\$ 1,407,879</u> |

FUND: 352 - Local Option Sales Tax III  
 FUNCTION: Public Safety  
 ACTIVITY: Emergency/Disaster Relief

DEPARTMENT: Public Safety  
 DIVISION: Emergency Management  
 COST CENTER: 330435 - Public Safety LOST III

| Account   | Title  | Actual<br>FY 18-19 | Adopted<br>FY 19-20 | Proposed<br>FY 20-21 | Adopted<br>FY 20-21 |
|-----------|--|--------------------|---------------------|----------------------|---------------------|
| 51101     | Executive Salaries                               | \$ 0               | \$ 0                | \$ 0                 | 0                   |
| 51201     | Regular Salaries & Wages                         | 0                  | 0                   | 0                    | 0                   |
| 51301     | Other Salaries & Wages                           | 0                  | 0                   | 0                    | 0                   |
| 51401     | Overtime   | 0                  | 0                   | 0                    | 0                   |
| 51501     | Special pay                                      | 0                  | 0                   | 0                    | 0                   |
| 52101     | FICA Taxes                                       | 0                  | 0                   | 0                    | 0                   |
| 52201     | Retirement Contributions                         | 0                  | 0                   | 0                    | 0                   |
| 52301     | Life & Health Insurance                          | 0                  | 0                   | 0                    | 0                   |
| 52401     | Workers' Compensation                            | 0                  | 0                   | 0                    | 0                   |
| 52501     | Unemployment Compensation                        | 0                  | 0                   | 0                    | 0                   |
|           | PERSONNEL COSTS                                  | <u>0</u>           | <u>0</u>            | <u>0</u>             | <u>0</u>            |
| 53101     | Professional Services                            | 0                  | 0                   | 0                    | 0                   |
| 53201     | Accounting & Auditing                            | 0                  | 0                   | 0                    | 0                   |
| 53301     | Court Reporter Services                          | 0                  | 0                   | 0                    | 0                   |
| 53401     | Other Contractual Services                       | 0                  | 0                   | 0                    | 0                   |
| 53501     | Investigations                                   | 0                  | 0                   | 0                    | 0                   |
| 53601     | Pension Benefits                                 | 0                  | 0                   | 0                    | 0                   |
| 54001     | Travel & Per Diem                                | 0                  | 0                   | 0                    | 0                   |
| 54101     | Communications                                   | 0                  | 0                   | 0                    | 0                   |
| 54201     | Postage & Freight                                | 0                  | 0                   | 0                    | 0                   |
| 54301     | Utility Services                                 | 0                  | 0                   | 0                    | 0                   |
| 54401     | Rentals & Leases                                 | 0                  | 0                   | 0                    | 0                   |
| 54501     | Insurance  | 0                  | 0                   | 0                    | 0                   |
| 54601     | Repair & Maintenance Services                    | 0                  | 0                   | 0                    | 0                   |
| 54701     | Printing & Binding                               | 0                  | 0                   | 0                    | 0                   |
| 54801     | Promotional Activities                           | 0                  | 0                   | 0                    | 0                   |
| 54901     | Other Current Charges & Obligations              | 0                  | 0                   | 0                    | 0                   |
| 55101     | Office Supplies                                  | 0                  | 0                   | 0                    | 0                   |
| 55201     | Operating Supplies                               | 0                  | 0                   | 0                    | 0                   |
| 55301     | Road Materials & Supplies                        | 0                  | 0                   | 0                    | 0                   |
| 55401     | Books, Publications, Subscriptions & Memberships | 0                  | 0                   | 0                    | 0                   |
| 55801     | Bad Debt   | 0                  | 0                   | 0                    | 0                   |
| 55901     | Depreciation                                     | 0                  | 0                   | 0                    | 0                   |
|           | OPERATING COSTS                                  | <u>0</u>           | <u>0</u>            | <u>0</u>             | <u>0</u>            |
| 56101     | Land   | 0                  | 0                   | 0                    | 0                   |
| 56201     | Buildings  | 0                  | 0                   | 0                    | 0                   |
| 56301     | Improvements Other Than Buildings                | 0                  | 0                   | 0                    | 0                   |
| 56401     | Machinery & Equipment                            | 189,184            | 0                   | 0                    | 58,904              |
| 56501     | Construction in Progress                         | 0                  | 0                   | 0                    | 0                   |
| 56601     | Books, Publications & Library Materials          | 0                  | 0                   | 0                    | 0                   |
|           | CAPITAL OUTLAY                                   | <u>189,184</u>     | <u>0</u>            | <u>0</u>             | <u>58,904</u>       |
| 57101     | Principal  | 0                  | 0                   | 0                    | 0                   |
| 57201     | Interest   | 0                  | 0                   | 0                    | 0                   |
| 57301     | Other Debt Service Costs                         | 0                  | 0                   | 0                    | 0                   |
|           | DEBT SERVICE                                     | <u>0</u>           | <u>0</u>            | <u>0</u>             | <u>0</u>            |
| 58101     | Aids to Governmental Agencies                    | 0                  | 0                   | 0                    | 0                   |
| 58201     | Aids to Private Organizations                    | 0                  | 0                   | 0                    | 0                   |
| 58301     | Other Grants and Aids                            | 0                  | 0                   | 0                    | 0                   |
|           | GRANTS AND AIDS                                  | <u>0</u>           | <u>0</u>            | <u>0</u>             | <u>0</u>            |
| 59101     | Transfers  | 0                  | 0                   | 0                    | 0                   |
| 59801     | Reserves   | 0                  | 0                   | 58,904               | 0                   |
|           | NON-OPERATING COSTS                              | <u>0</u>           | <u>0</u>            | <u>58,904</u>        | <u>0</u>            |
|           | TOTAL BUDGET                                     | <u>\$ 189,184</u>  | <u>\$ 0</u>         | <u>\$ 58,904</u>     | <u>\$ 58,904</u>    |
| RESOURCES |  |                    |                     |                      |                     |
|           | Interest   | \$ 0               | \$ 0                | \$ 0                 | 0                   |
|           | Local Option Sales Tax III                       | 189,184            | 0                   | 58,904               | 58,904              |
|           | TOTAL REVENUES                                   | <u>\$ 189,184</u>  | <u>\$ 0</u>         | <u>\$ 58,904</u>     | <u>\$ 58,904</u>    |

FUND: 352 - Local Option Sales Tax III  
 FUNCTION: Public Safety  
 ACTIVITY: Fire Suppression

DEPARTMENT: Public Safety  
 DIVISION: Fire Services  
 COST CENTER: 330228 - Fire/Rescue LOST III

| Account   | Title  | Actual<br>FY 18-19  | Adopted<br>FY 19-20 | Proposed<br>FY 20-21 | Adopted<br>FY 20-21 |
|-----------|--|---------------------|---------------------|----------------------|---------------------|
| 51101     | Executive Salaries                               | \$ 0                | \$ 0                | \$ 0                 | 0                   |
| 51201     | Regular Salaries & Wages                         | 0                   | 0                   | 0                    | 0                   |
| 51301     | Other Salaries & Wages                           | 0                   | 0                   | 0                    | 0                   |
| 51401     | Overtime   | 0                   | 0                   | 0                    | 0                   |
| 51501     | Special pay                                      | 0                   | 0                   | 0                    | 0                   |
| 52101     | FICA Taxes                                       | 0                   | 0                   | 0                    | 0                   |
| 52201     | Retirement Contributions                         | 0                   | 0                   | 0                    | 0                   |
| 52301     | Life & Health Insurance                          | 0                   | 0                   | 0                    | 0                   |
| 52401     | Workers' Compensation                            | 0                   | 0                   | 0                    | 0                   |
| 52501     | Unemployment Compensation                        | 0                   | 0                   | 0                    | 0                   |
|           | PERSONNEL COSTS                                  | <u>0</u>            | <u>0</u>            | <u>0</u>             | <u>0</u>            |
| 53101     | Professional Services                            | 1,200               | 0                   | 0                    | 0                   |
| 53201     | Accounting & Auditing                            | 0                   | 0                   | 0                    | 0                   |
| 53301     | Court Reporter Services                          | 0                   | 0                   | 0                    | 0                   |
| 53401     | Other Contractual Services                       | 0                   | 0                   | 0                    | 0                   |
| 53501     | Investigations                                   | 0                   | 0                   | 0                    | 0                   |
| 53601     | Pension Benefits                                 | 0                   | 0                   | 0                    | 0                   |
| 54001     | Travel & Per Diem                                | 0                   | 0                   | 0                    | 0                   |
| 54101     | Communications                                   | 0                   | 0                   | 0                    | 0                   |
| 54201     | Postage & Freight                                | 0                   | 0                   | 0                    | 0                   |
| 54301     | Utility Services                                 | 0                   | 0                   | 0                    | 0                   |
| 54401     | Rentals & Leases                                 | 0                   | 0                   | 0                    | 0                   |
| 54501     | Insurance  | 0                   | 0                   | 0                    | 0                   |
| 54601     | Repair & Maintenance Services                    | 0                   | 0                   | 0                    | 0                   |
| 54701     | Printing & Binding                               | 0                   | 0                   | 0                    | 0                   |
| 54801     | Promotional Activities                           | 0                   | 0                   | 0                    | 0                   |
| 54901     | Other Current Charges & Obligations              | 0                   | 0                   | 0                    | 0                   |
| 55101     | Office Supplies                                  | 0                   | 0                   | 0                    | 0                   |
| 55201     | Operating Supplies                               | 0                   | 0                   | 0                    | 0                   |
| 55301     | Road Materials & Supplies                        | 0                   | 0                   | 0                    | 0                   |
| 55401     | Books, Publications, Subscriptions & Memberships | 0                   | 0                   | 0                    | 0                   |
| 55801     | Bad Debt   | 0                   | 0                   | 0                    | 0                   |
| 55901     | Depreciation                                     | 0                   | 0                   | 0                    | 0                   |
|           | OPERATING COSTS                                  | <u>1,200</u>        | <u>0</u>            | <u>0</u>             | <u>0</u>            |
| 56101     | Land   | 25,862              | 0                   | 0                    | 0                   |
| 56201     | Buildings  | 0                   | 0                   | 0                    | 2,037,255           |
| 56301     | Improvements Other Than Buildings                | 0                   | 0                   | 0                    | 0                   |
| 56401     | Machinery & Equipment                            | 994,125             | 0                   | 0                    | 691,731             |
| 56459     | Equip Yr End Accruals                            | 0                   | 0                   | 0                    | 0                   |
| 56601     | Books, Publications & Library Materials          | 0                   | 0                   | 0                    | 0                   |
|           | CAPITAL OUTLAY                                   | <u>1,019,987</u>    | <u>0</u>            | <u>0</u>             | <u>2,728,986</u>    |
| 57101     | Principal  | 0                   | 0                   | 0                    | 0                   |
| 57201     | Interest   | 0                   | 0                   | 0                    | 0                   |
| 57301     | Other Debt Service Costs                         | 0                   | 0                   | 0                    | 0                   |
|           | DEBT SERVICE                                     | <u>0</u>            | <u>0</u>            | <u>0</u>             | <u>0</u>            |
| 58101     | Aids to Governmental Agencies                    | 0                   | 0                   | 0                    | 0                   |
| 58201     | Aids to Private Organizations                    | 0                   | 0                   | 0                    | 0                   |
| 58301     | Other Grants and Aids                            | 0                   | 0                   | 0                    | 0                   |
|           | GRANTS AND AIDS                                  | <u>0</u>            | <u>0</u>            | <u>0</u>             | <u>0</u>            |
| 59101     | Transfers  | 0                   | 0                   | 0                    | 0                   |
| 59801     | Reserves   | 0                   | 0                   | 2,728,986            | 0                   |
|           | NON-OPERATING COSTS                              | <u>0</u>            | <u>0</u>            | <u>2,728,986</u>     | <u>0</u>            |
|           | TOTAL BUDGET                                     | <u>\$ 1,021,187</u> | <u>\$ 0</u>         | <u>\$ 2,728,986</u>  | <u>\$ 2,728,986</u> |
| RESOURCES |  |                     |                     |                      |                     |
|           | Interest   | \$ 0                | \$ 0                | \$ 0                 | 0                   |
|           | Local Option Sales Tax III                       | 1,021,187           | 0                   | 2,728,986            | 2,728,986           |
|           | TOTAL REVENUES                                   | <u>\$ 1,021,187</u> | <u>\$ 0</u>         | <u>\$ 2,728,986</u>  | <u>\$ 2,728,986</u> |

FUND: 352 - Local Option Sales Tax III  
 FUNCTION: Culture/Recreation  
 ACTIVITY: Parks and Recreation

DEPARTMENT: Parks and Recreation  
 DIVISION: Parks and Recreation  
 COST CENTER: 350229 - Parks Capital Projects

| Account   | Title  | Actual<br>FY 18-19 | Adopted<br>FY 19-20 | Proposed<br>FY 20-21 | Adopted<br>FY 20-21 |
|-----------|--|--------------------|---------------------|----------------------|---------------------|
| 51101     | Executive Salaries                               | \$ 0               | \$ 0                | \$ 0                 | \$ 0                |
| 51201     | Regular Salaries & Wages                         | 0                  | 0                   | 0                    | 0                   |
| 51301     | Other Salaries & Wages                           | 0                  | 0                   | 0                    | 0                   |
| 51401     | Overtime   | 0                  | 0                   | 0                    | 0                   |
| 51501     | Special pay                                      | 0                  | 0                   | 0                    | 0                   |
| 52101     | FICA Taxes                                       | 0                  | 0                   | 0                    | 0                   |
| 52201     | Retirement Contributions                         | 0                  | 0                   | 0                    | 0                   |
| 52301     | Life & Health Insurance                          | 0                  | 0                   | 0                    | 0                   |
| 52401     | Workers' Compensation                            | 0                  | 0                   | 0                    | 0                   |
| 52501     | Unemployment Compensation                        | 0                  | 0                   | 0                    | 0                   |
|           | PERSONNEL COSTS                                  | <u>0</u>           | <u>0</u>            | <u>0</u>             | <u>0</u>            |
| 53101     | Professional Services                            | 0                  | 0                   | 0                    | 0                   |
| 53201     | Accounting & Auditing                            | 0                  | 0                   | 0                    | 0                   |
| 53301     | Court Reporter Services                          | 0                  | 0                   | 0                    | 0                   |
| 53401     | Other Contractual Services                       | 201,850            | 0                   | 0                    | 0                   |
| 53501     | Investigations                                   | 0                  | 0                   | 0                    | 0                   |
| 53601     | Pension Benefits                                 | 0                  | 0                   | 0                    | 0                   |
| 54001     | Travel & Per Diem                                | 0                  | 0                   | 0                    | 0                   |
| 54101     | Communications                                   | 1,044              | 0                   | 0                    | 0                   |
| 54201     | Postage & Freight                                | 125                | 0                   | 0                    | 0                   |
| 54301     | Utility Services                                 | 128,120            | 0                   | 0                    | 0                   |
| 54401     | Rentals & Leases                                 | 2,058              | 0                   | 0                    | 0                   |
| 54501     | Insurance  | 0                  | 0                   | 0                    | 0                   |
| 54601     | Repair & Maintenance Services                    | 105,217            | 0                   | 0                    | 0                   |
| 54701     | Printing & Binding                               | 0                  | 0                   | 0                    | 0                   |
| 54801     | Promotional Activities                           | 0                  | 0                   | 0                    | 0                   |
| 54901     | Other Current Charges & Obligations              | 0                  | 0                   | 0                    | 0                   |
| 55101     | Office Supplies                                  | 0                  | 0                   | 0                    | 0                   |
| 55201     | Operating Supplies                               | 10,265             | 0                   | 0                    | 0                   |
| 55204     | Fuel   | 173                | 0                   | 0                    | 0                   |
| 55401     | Books, Publications, Subscriptions & Memberships | 0                  | 0                   | 0                    | 0                   |
| 55801     | Bad Debt   | 0                  | 0                   | 0                    | 0                   |
| 55901     | Depreciation                                     | 0                  | 0                   | 0                    | 0                   |
|           | OPERATING COSTS                                  | <u>448,851</u>     | <u>0</u>            | <u>0</u>             | <u>0</u>            |
| 56101     | Land   | 750                | 0                   | 0                    | 0                   |
| 56201     | Buildings  | 165,204            | 0                   | 0                    | 0                   |
| 56301     | Improvements Other Than Buildings                | 327,723            | 0                   | 0                    | 1,017,956           |
| 56401     | Machinery & Equipment                            | 0                  | 0                   | 0                    | 0                   |
| 56501     | Construction in Progress                         | 0                  | 0                   | 0                    | 0                   |
| 56601     | Books, Publications & Library Materials          | 0                  | 0                   | 0                    | 0                   |
|           | CAPITAL OUTLAY                                   | <u>493,677</u>     | <u>0</u>            | <u>0</u>             | <u>1,017,956</u>    |
| 57101     | Principal  | 0                  | 0                   | 0                    | 0                   |
| 57201     | Interest   | 0                  | 0                   | 0                    | 0                   |
| 57301     | Other Debt Service Costs                         | 0                  | 0                   | 0                    | 0                   |
|           | DEBT SERVICE                                     | <u>0</u>           | <u>0</u>            | <u>0</u>             | <u>0</u>            |
| 58101     | Aids to Governmental Agencies                    | 0                  | 0                   | 0                    | 0                   |
| 58201     | Aids to Private Organizations                    | 0                  | 0                   | 0                    | 0                   |
| 58301     | Other Grants and Aids                            | 0                  | 0                   | 0                    | 0                   |
|           | GRANTS AND AIDS                                  | <u>0</u>           | <u>0</u>            | <u>0</u>             | <u>0</u>            |
| 59101     | Transfers  | 0                  | 0                   | 0                    | 0                   |
| 59801     | Reserves   | 0                  | 0                   | 1,017,956            | 0                   |
|           | NON-OPERATING COSTS                              | <u>0</u>           | <u>0</u>            | <u>1,017,956</u>     | <u>0</u>            |
|           | TOTAL BUDGET                                     | <u>\$ 942,529</u>  | <u>\$ 0</u>         | <u>\$ 1,017,956</u>  | <u>\$ 1,017,956</u> |
| RESOURCES |  |                    |                     |                      |                     |
|           | Interest   | \$ 0               | \$ 0                | \$ 0                 | \$ 0                |
|           | Local Option Sales Tax III                       | 942,529            | 0                   | 1,017,956            | 1,017,956           |
|           | TOTAL REVENUES                                   | <u>\$ 942,529</u>  | <u>\$ 0</u>         | <u>\$ 1,017,956</u>  | <u>\$ 1,017,956</u> |



FUND: 353 - Local Option Sales Tax IV  
 FUNCTION: General Government  
 ACTIVITY: Other General Govt Sources

DEPARTMENT: Board of County Commissioners  
 DIVISION: Non-Departmental  
 COST CENTER: 110276 - Public Facilities and Projects

| Account   | Title  | Actual<br>FY 18-19 | Adopted<br>FY 19-20 | Proposed<br>FY 20-21 | Adopted<br>FY 20-21 |
|-----------|--|--------------------|---------------------|----------------------|---------------------|
| 51101     | Executive Salaries                               | \$ 0               | \$ 0                | \$ 0                 | 0                   |
| 51201     | Regular Salaries & Wages                         | 0                  | 0                   | 0                    | 0                   |
| 51301     | Other Salaries & Wages                           | 0                  | 0                   | 0                    | 0                   |
| 51401     | Overtime   | 0                  | 0                   | 0                    | 0                   |
| 51501     | Special pay                                      | 0                  | 0                   | 0                    | 0                   |
| 52101     | FICA Taxes                                       | 0                  | 0                   | 0                    | 0                   |
| 52201     | Retirement Contributions                         | 0                  | 0                   | 0                    | 0                   |
| 52301     | Life & Health Insurance                          | 0                  | 0                   | 0                    | 0                   |
| 52401     | Workers' Compensation                            | 0                  | 0                   | 0                    | 0                   |
| 52501     | Unemployment Compensation                        | 0                  | 0                   | 0                    | 0                   |
|           | PERSONNEL COSTS                                  | 0                  | 0                   | 0                    | 0                   |
| 53101     | Professional Services                            | 1,200              | 0                   | 0                    | 0                   |
| 53201     | Accounting & Auditing                            | 0                  | 0                   | 0                    | 0                   |
| 53301     | Court Reporter Services                          | 0                  | 0                   | 0                    | 0                   |
| 53401     | Other Contractual Services                       | 0                  | 0                   | 0                    | 0                   |
| 53501     | Investigations                                   | 0                  | 0                   | 0                    | 0                   |
| 53601     | Pension Benefits                                 | 0                  | 0                   | 0                    | 0                   |
| 54001     | Travel & Per Diem                                | 0                  | 0                   | 0                    | 0                   |
| 54101     | Communications                                   | 0                  | 0                   | 0                    | 0                   |
| 54201     | Postage & Freight                                | 0                  | 0                   | 0                    | 0                   |
| 54301     | Utility Services                                 | 0                  | 0                   | 0                    | 0                   |
| 54401     | Rentals & Leases                                 | 0                  | 0                   | 0                    | 0                   |
| 54501     | Insurance  | 0                  | 0                   | 0                    | 0                   |
| 54601     | Repair & Maintenance Services                    | 0                  | 0                   | 0                    | 0                   |
| 54701     | Printing & Binding                               | 0                  | 0                   | 0                    | 0                   |
| 54801     | Promotional Activities                           | 0                  | 0                   | 0                    | 0                   |
| 54901     | Other Current Charges & Obligations              | 0                  | 0                   | 0                    | 0                   |
| 55101     | Office Supplies                                  | 0                  | 0                   | 0                    | 0                   |
| 55201     | Operating Supplies                               | 0                  | 0                   | 0                    | 0                   |
| 55301     | Road Materials & Supplies                        | 0                  | 0                   | 0                    | 0                   |
| 55401     | Books, Publications, Subscriptions & Memberships | 0                  | 0                   | 0                    | 0                   |
| 55801     | Bad Debt   | 0                  | 0                   | 0                    | 0                   |
| 55901     | Depreciation                                     | 0                  | 0                   | 0                    | 0                   |
|           | OPERATING COSTS                                  | 1,200              | 0                   | 0                    | 0                   |
| 56101     | Land   | 0                  | 0                   | 0                    | 0                   |
| 56201     | Buildings  | 0                  | 0                   | 0                    | 0                   |
| 56301     | Improvements Other Than Buildings                | 0                  | 0                   | 0                    | 0                   |
| 56401     | Machinery & Equipment                            | 0                  | 0                   | 0                    | 0                   |
| 56501     | Construction in Progress                         | 0                  | 0                   | 0                    | 0                   |
| 56601     | Books, Publications & Library Materials          | 0                  | 0                   | 0                    | 0                   |
|           | CAPITAL OUTLAY                                   | 0                  | 0                   | 0                    | 0                   |
| 57101     | Principal  | 0                  | 0                   | 0                    | 0                   |
| 57201     | Interest   | 0                  | 0                   | 0                    | 0                   |
| 57301     | Other Debt Service Costs                         | 0                  | 0                   | 0                    | 0                   |
|           | DEBT SERVICE                                     | 0                  | 0                   | 0                    | 0                   |
| 58101     | Aids to Governmental Agencies                    | 0                  | 0                   | 0                    | 0                   |
| 58201     | Aids to Private Organizations                    | 0                  | 0                   | 0                    | 0                   |
| 58301     | Other Grants and Aids                            | 0                  | 0                   | 0                    | 0                   |
|           | GRANTS AND AIDS                                  | 0                  | 0                   | 0                    | 0                   |
| 59101     | Transfers  | 4,167,770          | 4,196,700           | 4,195,700            | 4,195,700           |
| 59801     | Reserves   | 0                  | 10,090,410          | 1,193,315            | 1,193,315           |
|           | NON-OPERATING COSTS                              | 4,167,770          | 14,287,110          | 5,389,015            | 5,389,015           |
|           | TOTAL BUDGET                                     | \$ 4,168,970       | \$ 14,287,110       | \$ 5,389,015         | \$ 5,389,015        |
| RESOURCES |  |                    |                     |                      |                     |
|           | Interest   | \$ 0               | 0                   | 0                    | 0                   |
|           | Local Option Sales Tax IV                        | 4,168,970          | 14,287,110          | 5,389,015            | 5,389,015           |
|           | TOTAL REVENUES                                   | \$ 4,168,970       | \$ 14,287,110       | \$ 5,389,015         | \$ 5,389,015        |

FUND: 353 - Local Option Sales Tax IV  
 FUNCTION: Economic Development  
 ACTIVITY: Industry Development

DEPARTMENT: Board of County Commissioners  
 DIVISION: Non-Departmental  
 COST CENTER: 110102 - Discretionary

| Account   | Title  | Actual<br>FY 18-19 | Budget<br>FY 19-20   | Proposed<br>FY 20-21 | Adopted<br>FY 20-21  |
|-----------|--|--------------------|----------------------|----------------------|----------------------|
| 51101     | Executive Salaries                               | \$ 0               | \$ 0                 | \$ 0                 | 0                    |
| 51201     | Regular Salaries & Wages                         | 0                  | 0                    | 0                    | 0                    |
| 51301     | Other Salaries & Wages                           | 0                  | 0                    | 0                    | 0                    |
| 51401     | Overtime   | 0                  | 0                    | 0                    | 0                    |
| 51501     | Special pay                                      | 0                  | 0                    | 0                    | 0                    |
| 52101     | FICA Taxes                                       | 0                  | 0                    | 0                    | 0                    |
| 52201     | Retirement Contributions                         | 0                  | 0                    | 0                    | 0                    |
| 52301     | Life & Health Insurance                          | 0                  | 0                    | 0                    | 0                    |
| 52401     | Workers' Compensation                            | 0                  | 0                    | 0                    | 0                    |
| 52501     | Unemployment Compensation                        | 0                  | 0                    | 0                    | 0                    |
|           | PERSONNEL COSTS                                  | <u>0</u>           | <u>0</u>             | <u>0</u>             | <u>0</u>             |
| 53101     | Professional Services                            | 0                  | 1,503,713            | 8,400                | 8,400                |
| 53201     | Accounting & Auditing                            | 0                  | 0                    | 0                    | 0                    |
| 53301     | Court Reporter Services                          | 0                  | 0                    | 0                    | 0                    |
| 53401     | Other Contractual Services                       | 0                  | 0                    | 0                    | 0                    |
| 53501     | Investigations                                   | 0                  | 0                    | 0                    | 0                    |
| 53601     | Pension Benefits                                 | 0                  | 0                    | 0                    | 0                    |
| 54001     | Travel & Per Diem                                | 0                  | 0                    | 0                    | 0                    |
| 54101     | Communications                                   | 0                  | 0                    | 0                    | 0                    |
| 54201     | Postage & Freight                                | 0                  | 0                    | 0                    | 0                    |
| 54301     | Utility Services                                 | 0                  | 0                    | 0                    | 0                    |
| 54401     | Rentals & Leases                                 | 0                  | 0                    | 0                    | 0                    |
| 54501     | Insurance  | 0                  | 0                    | 0                    | 0                    |
| 54601     | Repair & Maintenance Services                    | 0                  | 0                    | 0                    | 0                    |
| 54701     | Printing & Binding                               | 0                  | 0                    | 0                    | 0                    |
| 54801     | Promotional Activities                           | 0                  | 0                    | 0                    | 0                    |
| 54901     | Other Current Charges & Obligations              | 0                  | 0                    | 0                    | 0                    |
| 55101     | Office Supplies                                  | 0                  | 0                    | 0                    | 0                    |
| 55201     | Operating Supplies                               | 0                  | 0                    | 0                    | 0                    |
| 55301     | Road Materials & Supplies                        | 0                  | 0                    | 0                    | 0                    |
| 55401     | Books, Publications, Subscriptions & Memberships | 0                  | 0                    | 0                    | 0                    |
| 55801     | Bad Debt   | 0                  | 0                    | 0                    | 0                    |
| 55901     | Depreciation                                     | 0                  | 0                    | 0                    | 0                    |
|           | OPERATING COSTS                                  | <u>0</u>           | <u>1,503,713</u>     | <u>8,400</u>         | <u>8,400</u>         |
| 56101     | Land   | 0                  | 0                    | 0                    | 0                    |
| 56201     | Buildings  | 0                  | 2,000,000            | 0                    | 0                    |
| 56301     | Improvements Other Than Buildings                | 0                  | 9,385,000            | 7,629,231            | 7,629,231            |
| 56401     | Machinery & Equipment                            | 0                  | 0                    | 0                    | 0                    |
| 56501     | Construction in Progress                         | 0                  | 0                    | 0                    | 0                    |
| 56601     | Books, Publications & Library Materials          | 0                  | 0                    | 0                    | 0                    |
|           | CAPITAL OUTLAY                                   | <u>0</u>           | <u>11,385,000</u>    | <u>7,629,231</u>     | <u>7,629,231</u>     |
| 57101     | Principal  | 0                  | 0                    | 0                    | 0                    |
| 57201     | Interest   | 0                  | 0                    | 0                    | 0                    |
| 57301     | Other Debt Service Costs                         | 0                  | 0                    | 0                    | 0                    |
|           | DEBT SERVICE                                     | <u>0</u>           | <u>0</u>             | <u>0</u>             | <u>0</u>             |
| 58101     | Aids to Governmental Agencies                    | 0                  | 0                    | 0                    | 0                    |
| 58201     | Aids to Private Organizations                    | 0                  | 0                    | 0                    | 0                    |
| 58301     | Other Grants and Aids                            | 0                  | 0                    | 0                    | 0                    |
|           | GRANTS AND AIDS                                  | <u>0</u>           | <u>0</u>             | <u>0</u>             | <u>0</u>             |
| 59101     | Transfers  | 0                  | 0                    | 0                    | 0                    |
| 59801     | Reserves   | 0                  | 0                    | 3,250,000            | 3,250,000            |
|           | NON-OPERATING COSTS                              | <u>0</u>           | <u>0</u>             | <u>3,250,000</u>     | <u>3,250,000</u>     |
|           | TOTAL BUDGET                                     | <u>\$ 0</u>        | <u>\$ 12,888,713</u> | <u>\$ 10,887,631</u> | <u>\$ 10,887,631</u> |
| RESOURCES |  |                    |                      |                      |                      |
|           | Interest   | \$ 0               | 0                    | 0                    | 0                    |
|           | Local Option Sales Tax IV                        | 0                  | 12,888,713           | 10,887,631           | 10,887,631           |
|           | TOTAL REVENUES                                   | <u>\$ 0</u>        | <u>\$ 12,888,713</u> | <u>\$ 10,887,631</u> | <u>\$ 10,887,631</u> |

FUND: 353 - Local Option Sales Tax IV  
 FUNCTION: Economic Development  
 ACTIVITY: Industry Development

DEPARTMENT: Board of County Commissioners  
 DIVISION: Non-Departmental  
 COST CENTER: 110277 - Economic Development

| Account   | Title  | Actual<br>FY 18-19 | Adopted<br>FY 19-20 | Proposed<br>FY 20-21 | Adopted<br>FY 20-21 |
|-----------|--|--------------------|---------------------|----------------------|---------------------|
| 51101     | Executive Salaries                               | \$ 0               | \$ 0                | \$ 0                 | 0                   |
| 51201     | Regular Salaries & Wages                         | 0                  | 35,628              | 34,590               | 34,590              |
| 51301     | Other Salaries & Wages                           | 0                  | 0                   | 0                    | 0                   |
| 51401     | Overtime   | 0                  | 0                   | 0                    | 0                   |
| 51501     | Special pay                                      | 0                  | 0                   | 0                    | 0                   |
| 52101     | FICA Taxes                                       | 0                  | 2,726               | 2,646                | 2,646               |
| 52201     | Retirement Contributions                         | 0                  | 3,018               | 3,459                | 3,459               |
| 52301     | Life & Health Insurance                          | 0                  | 10,000              | 10,000               | 10,000              |
| 52401     | Workers' Compensation                            | 0                  | 669                 | 813                  | 813                 |
| 52501     | Unemployment Compensation                        | 0                  | 0                   | 0                    | 0                   |
|           | PERSONNEL COSTS                                  | 0                  | 52,041              | 51,508               | 51,508              |
| 53101     | Professional Services                            | 0                  | 0                   | 0                    | 0                   |
| 53201     | Accounting & Auditing                            | 0                  | 0                   | 0                    | 0                   |
| 53301     | Court Reporter Services                          | 0                  | 0                   | 0                    | 0                   |
| 53401     | Other Contractual Services                       | 194,729            | 200,000             | 200,000              | 200,000             |
| 53501     | Investigations                                   | 0                  | 0                   | 0                    | 0                   |
| 53601     | Pension Benefits                                 | 0                  | 0                   | 0                    | 0                   |
| 54001     | Travel & Per Diem                                | 0                  | 0                   | 0                    | 0                   |
| 54101     | Communications                                   | 0                  | 0                   | 0                    | 0                   |
| 54201     | Postage & Freight                                | 0                  | 0                   | 0                    | 0                   |
| 54301     | Utility Services                                 | 0                  | 0                   | 0                    | 0                   |
| 54401     | Rentals & Leases                                 | 0                  | 0                   | 0                    | 0                   |
| 54501     | Insurance  | 0                  | 0                   | 0                    | 0                   |
| 54601     | Repair & Maintenance Services                    | 0                  | 0                   | 0                    | 0                   |
| 54701     | Printing & Binding                               | 0                  | 0                   | 0                    | 0                   |
| 54801     | Promotional Activities                           | 0                  | 0                   | 0                    | 0                   |
| 54901     | Other Current Charges & Obligations              | 0                  | 0                   | 0                    | 0                   |
| 55101     | Office Supplies                                  | 0                  | 0                   | 0                    | 0                   |
| 55201     | Operating Supplies                               | 1,765              | 0                   | 0                    | 0                   |
| 55301     | Road Materials & Supplies                        | 0                  | 0                   | 0                    | 0                   |
| 55401     | Books, Publications, Subscriptions & Memberships | 0                  | 0                   | 0                    | 0                   |
| 55801     | Bad Debt   | 0                  | 0                   | 0                    | 0                   |
| 55901     | Depreciation                                     | 0                  | 0                   | 0                    | 0                   |
|           | OPERATING COSTS                                  | 196,494            | 200,000             | 200,000              | 200,000             |
| 56101     | Land   | 0                  | 0                   | 0                    | 0                   |
| 56201     | Buildings  | 0                  | 0                   | 0                    | 0                   |
| 56301     | Improvements Other Than Buildings                | 0                  | 0                   | 0                    | 0                   |
| 56401     | Machinery & Equipment                            | 0                  | 0                   | 0                    | 0                   |
| 56501     | Construction in Progress                         | 0                  | 0                   | 0                    | 0                   |
| 56601     | Books, Publications & Library Materials          | 0                  | 0                   | 0                    | 0                   |
|           | CAPITAL OUTLAY                                   | 0                  | 0                   | 0                    | 0                   |
| 57101     | Principal  | 0                  | 0                   | 0                    | 0                   |
| 57201     | Interest   | 0                  | 0                   | 0                    | 0                   |
| 57301     | Other Debt Service Costs                         | 0                  | 0                   | 0                    | 0                   |
|           | DEBT SERVICE                                     | 0                  | 0                   | 0                    | 0                   |
| 58101     | Aids to Governmental Agencies                    | 0                  | 0                   | 0                    | 0                   |
| 58201     | Aids to Private Organizations                    | 893,375            | 1,473,875           | 1,473,968            | 1,473,968           |
| 58301     | Other Grants and Aids                            | 0                  | 0                   | 0                    | 0                   |
|           | GRANTS AND AIDS                                  | 893,375            | 1,473,875           | 1,473,968            | 1,473,968           |
| 59101     | Transfers  | 0                  | 0                   | 0                    | 0                   |
| 59801     | Reserves   | 0                  | 0                   | 0                    | 0                   |
|           | NON-OPERATING COSTS                              | 0                  | 0                   | 0                    | 0                   |
|           | TOTAL BUDGET                                     | \$ 1,089,869       | \$ 1,725,916        | \$ 1,725,476         | \$ 1,725,476        |
| RESOURCES |  |                    |                     |                      |                     |
|           | Interest   | \$ 0               | 0                   | 0                    | 0                   |
|           | Local Option Sales Tax IV                        | 1,089,869          | 1,725,916           | 1,725,476            | 1,725,476           |
|           | TOTAL REVENUES                                   | \$ 1,089,869       | \$ 1,725,916        | \$ 1,725,476         | \$ 1,725,476        |

FUND: 353 - Local Option Sales Tax IV  
 FUNCTION: General Government  
 ACTIVITY: Other General Govt Sources

DEPARTMENT: Neighborhood & Human Services  
 DIVISION: Neighborhood & Human Services  
 COST CENTER: 370107 - Community Centers

| Account   | Title  | Actual<br>FY 18-19 | Adopted<br>FY 19-20 | Proposed<br>FY 20-21 | Adopted<br>FY 20-21 |
|-----------|--|--------------------|---------------------|----------------------|---------------------|
| 51101     | Executive Salaries                               | \$ 0               | \$ 0                | \$ 0                 | 0                   |
| 51201     | Regular Salaries & Wages                         | 56,140             | 77,148              | 76,107               | 76,107              |
| 51301     | Other Salaries & Wages                           | 0                  | 0                   | 0                    | 0                   |
| 51401     | Overtime   | 0                  | 0                   | 0                    | 0                   |
| 51501     | Special pay                                      | 0                  | 0                   | 0                    | 0                   |
| 52101     | FICA Taxes                                       | 4,304              | 5,902               | 5,822                | 5,822               |
| 52201     | Retirement Contributions                         | 4,662              | 6,535               | 7,611                | 7,611               |
| 52301     | Life & Health Insurance                          | 11,197             | 20,000              | 20,000               | 20,000              |
| 52401     | Workers' Compensation                            | 2,825              | 2,015               | 2,356                | 2,356               |
| 52501     | Unemployment Compensation                        | 0                  | 0                   | 0                    | 0                   |
|           | PERSONNEL COSTS                                  | <u>79,127</u>      | <u>111,600</u>      | <u>111,896</u>       | <u>111,896</u>      |
| 53101     | Professional Services                            | 0                  | 0                   | 0                    | 0                   |
| 53201     | Accounting & Auditing                            | 0                  | 0                   | 0                    | 0                   |
| 53301     | Court Reporter Services                          | 0                  | 0                   | 0                    | 0                   |
| 53401     | Other Contractual Services                       | 193                | 70,000              | 69,200               | 69,200              |
| 53501     | Investigations                                   | 0                  | 0                   | 0                    | 0                   |
| 53601     | Pension Benefits                                 | 0                  | 0                   | 0                    | 0                   |
| 54001     | Travel & Per Diem                                | 0                  | 0                   | 0                    | 0                   |
| 54101     | Communications                                   | 0                  | 0                   | 0                    | 0                   |
| 54201     | Postage & Freight                                | 0                  | 0                   | 0                    | 0                   |
| 54301     | Utility Services                                 | 0                  | 0                   | 0                    | 0                   |
| 54401     | Rentals & Leases                                 | 0                  | 0                   | 0                    | 0                   |
| 54501     | Insurance  | 0                  | 0                   | 0                    | 0                   |
| 54601     | Repair & Maintenance Services                    | 0                  | 0                   | 0                    | 0                   |
| 54701     | Printing & Binding                               | 0                  | 0                   | 0                    | 0                   |
| 54801     | Promotional Activities                           | 0                  | 0                   | 0                    | 0                   |
| 54901     | Other Current Charges & Obligations              | 0                  | 0                   | 0                    | 0                   |
| 55101     | Office Supplies                                  | 0                  | 0                   | 0                    | 0                   |
| 55201     | Operating Supplies                               | 0                  | 9,700               | 10,770               | 10,770              |
| 55301     | Road Materials & Supplies                        | 0                  | 0                   | 0                    | 0                   |
| 55401     | Books, Publications, Subscriptions & Memberships | 0                  | 0                   | 0                    | 0                   |
| 55801     | Bad Debt   | 0                  | 0                   | 0                    | 0                   |
| 55901     | Depreciation                                     | 0                  | 0                   | 0                    | 0                   |
|           | OPERATING COSTS                                  | <u>193</u>         | <u>79,700</u>       | <u>79,970</u>        | <u>79,970</u>       |
| 56101     | Land   | 0                  | 0                   | 0                    | 0                   |
| 56201     | Buildings  | 0                  | 0                   | 0                    | 0                   |
| 56301     | Improvements Other Than Buildings                | 0                  | 0                   | 0                    | 0                   |
| 56401     | Machinery & Equipment                            | 0                  | 0                   | 0                    | 0                   |
| 56501     | Construction in Progress                         | 0                  | 0                   | 0                    | 0                   |
| 56601     | Books, Publications & Library Materials          | 0                  | 0                   | 0                    | 0                   |
|           | CAPITAL OUTLAY                                   | <u>0</u>           | <u>0</u>            | <u>0</u>             | <u>0</u>            |
| 57101     | Principal  | 0                  | 0                   | 0                    | 0                   |
| 57201     | Interest   | 0                  | 0                   | 0                    | 0                   |
| 57301     | Other Debt Service Costs                         | 0                  | 0                   | 0                    | 0                   |
|           | DEBT SERVICE                                     | <u>0</u>           | <u>0</u>            | <u>0</u>             | <u>0</u>            |
| 58101     | Aids to Governmental Agencies                    | 0                  | 0                   | 0                    | 0                   |
| 58201     | Aids to Private Organizations                    | 0                  | 0                   | 0                    | 0                   |
| 58301     | Other Grants and Aids                            | 0                  | 0                   | 0                    | 0                   |
|           | GRANTS AND AIDS                                  | <u>0</u>           | <u>0</u>            | <u>0</u>             | <u>0</u>            |
| 59101     | Transfers  | 0                  | 0                   | 0                    | 0                   |
| 59801     | Reserves   | 0                  | 0                   | 0                    | 0                   |
|           | NON-OPERATING COSTS                              | <u>0</u>           | <u>0</u>            | <u>0</u>             | <u>0</u>            |
|           | TOTAL BUDGET                                     | <u>\$ 79,320</u>   | <u>\$ 191,300</u>   | <u>\$ 191,866</u>    | <u>\$ 191,866</u>   |
| RESOURCES |  |                    |                     |                      |                     |
|           | Interest   | \$ 0               | \$ 0                | \$ 0                 | 0                   |
|           | Local Option Sales Tax IV                        | 79,320             | 191,300             | 191,866              | 191,866             |
|           | TOTAL REVENUES                                   | <u>\$ 79,320</u>   | <u>\$ 191,300</u>   | <u>\$ 191,866</u>    | <u>\$ 191,866</u>   |

FUND: 353 - Local Option Sales Tax IV  
 FUNCTION: Transportation  
 ACTIVITY: Road & Street Facilities

DEPARTMENT: Engineering  
 DIVISION: Engineering  
 COST CENTER: 210106 - Transportation & Drainage LOST IV

| Account   | Title  | Actual<br>FY 18-19   | Adopted<br>FY 19-20 | Proposed<br>FY 20-21 | Adopted<br>FY 20-21  |
|-----------|--|----------------------|---------------------|----------------------|----------------------|
| 51101     | Executive Salaries                               | \$ 0                 | \$ 0                | \$ 0                 | 0                    |
| 51201     | Regular Salaries & Wages                         | 1,029,406            | 1,107,552           | 1,077,754            | 1,077,754            |
| 51301     | Other Salaries & Wages                           | 0                    | 0                   | 0                    | 0                    |
| 51401     | Overtime   | 2,015                | 0                   | 0                    | 0                    |
| 51501     | Special pay                                      | 2,400                | 3,000               | 600                  | 600                  |
| 52101     | FICA Taxes                                       | 78,468               | 84,957              | 82,492               | 82,492               |
| 52201     | Retirement Contributions                         | 94,409               | 103,193             | 107,833              | 107,833              |
| 52301     | Life & Health Insurance                          | 221,204              | 180,500             | 180,500              | 180,500              |
| 52401     | Workers' Compensation                            | 19,070               | 17,643              | 21,747               | 21,747               |
| 52501     | Unemployment Compensation                        | 0                    | 0                   | 0                    | 0                    |
|           | PERSONNEL COSTS                                  | <u>1,446,973</u>     | <u>1,496,845</u>    | <u>1,470,926</u>     | <u>1,470,926</u>     |
| 53101     | Professional Services                            | 0                    | 0                   | 0                    | 0                    |
| 53201     | Accounting & Auditing                            | 0                    | 0                   | 0                    | 0                    |
| 53301     | Court Reporter Services                          | 0                    | 0                   | 0                    | 0                    |
| 53401     | Other Contractual Services                       | 0                    | 0                   | 0                    | 0                    |
| 53501     | Investigations                                   | 0                    | 0                   | 0                    | 0                    |
| 53601     | Pension Benefits                                 | 0                    | 0                   | 0                    | 0                    |
| 54001     | Travel & Per Diem                                | 0                    | 0                   | 0                    | 0                    |
| 54101     | Communications                                   | 0                    | 0                   | 0                    | 0                    |
| 54201     | Postage & Freight                                | 0                    | 0                   | 0                    | 0                    |
| 54301     | Utility Services                                 | 0                    | 0                   | 0                    | 0                    |
| 54401     | Rentals & Leases                                 | 0                    | 0                   | 0                    | 0                    |
| 54501     | Insurance  | 0                    | 0                   | 0                    | 0                    |
| 54601     | Repair & Maintenance Services                    | 0                    | 0                   | 0                    | 0                    |
| 54701     | Printing & Binding                               | 0                    | 0                   | 0                    | 0                    |
| 54801     | Promotional Activities                           | 0                    | 0                   | 0                    | 0                    |
| 54901     | Other Current Charges & Obligations              | 0                    | 0                   | 0                    | 0                    |
| 55101     | Office Supplies                                  | 0                    | 0                   | 0                    | 0                    |
| 55201     | Operating Supplies                               | 0                    | 0                   | 0                    | 0                    |
| 55301     | Road Materials & Supplies                        | 0                    | 0                   | 0                    | 0                    |
| 55401     | Books, Publications, Subscriptions & Memberships | 0                    | 0                   | 0                    | 0                    |
| 55801     | Bad Debt   | 0                    | 0                   | 0                    | 0                    |
| 55901     | Depreciation                                     | 0                    | 0                   | 0                    | 0                    |
|           | OPERATING COSTS                                  | <u>0</u>             | <u>0</u>            | <u>0</u>             | <u>0</u>             |
| 56101     | Land   | 1,725                | 0                   | 0                    | 0                    |
| 56201     | Buildings  | 3,233                | 0                   | 0                    | 0                    |
| 56301     | Improvements Other Than Buildings                | 16,364,954           | 0                   | 9,000,000            | 9,000,000            |
| 56401     | Machinery & Equipment                            | 37,965               | 0                   | 0                    | 0                    |
| 56501     | Construction in Progress                         | 0                    | 0                   | 0                    | 0                    |
| 56601     | Books, Publications & Library Materials          | 0                    | 0                   | 0                    | 0                    |
|           | CAPITAL OUTLAY                                   | <u>16,407,877</u>    | <u>0</u>            | <u>9,000,000</u>     | <u>9,000,000</u>     |
| 57101     | Principal  | 0                    | 0                   | 0                    | 0                    |
| 57201     | Interest   | 0                    | 0                   | 0                    | 0                    |
| 57301     | Other Debt Service Costs                         | 0                    | 0                   | 0                    | 0                    |
|           | DEBT SERVICE                                     | <u>0</u>             | <u>0</u>            | <u>0</u>             | <u>0</u>             |
| 58101     | Aids to Governmental Agencies                    | 0                    | 0                   | 0                    | 0                    |
| 58201     | Aids to Private Organizations                    | 0                    | 0                   | 0                    | 0                    |
| 58301     | Other Grants and Aids                            | 0                    | 0                   | 0                    | 0                    |
|           | GRANTS AND AIDS                                  | <u>0</u>             | <u>0</u>            | <u>0</u>             | <u>0</u>             |
| 59101     | Transfers  | 0                    | 0                   | 0                    | 0                    |
| 59801     | Reserves   | 0                    | 0                   | 0                    | 0                    |
|           | NON-OPERATING COSTS                              | <u>0</u>             | <u>0</u>            | <u>0</u>             | <u>0</u>             |
|           | TOTAL BUDGET                                     | <u>\$ 17,854,849</u> | <u>\$ 1,496,845</u> | <u>\$ 10,470,926</u> | <u>\$ 10,470,926</u> |
| RESOURCES |  |                      |                     |                      |                      |
|           | Interest   | \$ 0                 | \$ 0                | \$ 0                 | 0                    |
|           | Local Option Sales Tax IV                        | 17,854,849           | 1,496,845           | 10,470,926           | 10,470,926           |
|           | TOTAL REVENUES                                   | <u>\$ 17,854,849</u> | <u>\$ 1,496,845</u> | <u>\$ 10,470,926</u> | <u>\$ 10,470,926</u> |

FUND: 353 - Local Option Sales Tax IV  
 FUNCTION: Physical Environment  
 ACTIVITY: Conservation and Resource Management

DEPARTMENT: Natural Resources Management  
 DIVISION: Natural Resources Management  
 COST CENTER: 220104 - NRM Capital Projects

| Account   | Title  | Actual<br>FY 18-19 | Adopted<br>FY 19-20 | Proposed<br>FY 20-21 | Adopted<br>FY 20-21 |
|-----------|--|--------------------|---------------------|----------------------|---------------------|
| 51101     | Executive Salaries                               | \$ 0               | \$ 0                | \$ 0                 | \$ 0                |
| 51201     | Regular Salaries & Wages                         | 0                  | 0                   | 0                    | 0                   |
| 51301     | Other Salaries & Wages                           | 0                  | 0                   | 0                    | 0                   |
| 51401     | Overtime   | 0                  | 0                   | 0                    | 0                   |
| 51501     | Special pay                                      | 0                  | 0                   | 0                    | 0                   |
| 52101     | FICA Taxes                                       | 0                  | 0                   | 0                    | 0                   |
| 52201     | Retirement Contributions                         | 0                  | 0                   | 0                    | 0                   |
| 52301     | Life & Health Insurance                          | 0                  | 0                   | 0                    | 0                   |
| 52401     | Workers' Compensation                            | 0                  | 0                   | 0                    | 0                   |
| 52501     | Unemployment Compensation                        | 0                  | 0                   | 0                    | 0                   |
|           | PERSONNEL COSTS                                  | <u>0</u>           | <u>0</u>            | <u>0</u>             | <u>0</u>            |
| 53101     | Professional Services                            | 0                  | 0                   | 0                    | 0                   |
| 53201     | Accounting & Auditing                            | 0                  | 0                   | 0                    | 0                   |
| 53301     | Court Reporter Services                          | 0                  | 0                   | 0                    | 0                   |
| 53401     | Other Contractual Services                       | 0                  | 0                   | 0                    | 0                   |
| 53501     | Investigations                                   | 0                  | 0                   | 0                    | 0                   |
| 53601     | Pension Benefits                                 | 0                  | 0                   | 0                    | 0                   |
| 54001     | Travel & Per Diem                                | 0                  | 0                   | 0                    | 0                   |
| 54101     | Communications                                   | 0                  | 0                   | 0                    | 0                   |
| 54201     | Postage & Freight                                | 0                  | 0                   | 0                    | 0                   |
| 54301     | Utility Services                                 | 0                  | 0                   | 0                    | 0                   |
| 54401     | Rentals & Leases                                 | 0                  | 0                   | 0                    | 0                   |
| 54501     | Insurance  | 0                  | 0                   | 0                    | 0                   |
| 54601     | Repair & Maintenance Services                    | 0                  | 0                   | 0                    | 0                   |
| 54701     | Printing & Binding                               | 0                  | 0                   | 0                    | 0                   |
| 54801     | Promotional Activities                           | 0                  | 0                   | 0                    | 0                   |
| 54901     | Other Current Charges & Obligations              | 0                  | 0                   | 0                    | 0                   |
| 55101     | Office Supplies                                  | 0                  | 0                   | 0                    | 0                   |
| 55201     | Operating Supplies                               | 0                  | 0                   | 0                    | 0                   |
| 55301     | Road Materials & Supplies                        | 0                  | 0                   | 0                    | 0                   |
| 55401     | Books, Publications, Subscriptions & Memberships | 0                  | 0                   | 0                    | 0                   |
| 55801     | Bad Debt   | 0                  | 0                   | 0                    | 0                   |
| 55901     | Depreciation                                     | 0                  | 0                   | 0                    | 0                   |
|           | OPERATING COSTS                                  | <u>0</u>           | <u>0</u>            | <u>0</u>             | <u>0</u>            |
| 56101     | Land   | 0                  | 0                   | 0                    | 0                   |
| 56201     | Buildings  | 0                  | 0                   | 0                    | 0                   |
| 56301     | Improvements Other Than Buildings                | 0                  | 0                   | 325,000              | 325,000             |
| 56401     | Machinery & Equipment                            | 0                  | 0                   | 0                    | 0                   |
| 56501     | Construction in Progress                         | 0                  | 0                   | 0                    | 0                   |
| 56601     | Books, Publications & Library Materials          | 0                  | 0                   | 0                    | 0                   |
|           | CAPITAL OUTLAY                                   | <u>0</u>           | <u>0</u>            | <u>325,000</u>       | <u>325,000</u>      |
| 57101     | Principal  | 0                  | 0                   | 0                    | 0                   |
| 57201     | Interest   | 0                  | 0                   | 0                    | 0                   |
| 57301     | Other Debt Service Costs                         | 0                  | 0                   | 0                    | 0                   |
|           | DEBT SERVICE                                     | <u>0</u>           | <u>0</u>            | <u>0</u>             | <u>0</u>            |
| 58101     | Aids to Governmental Agencies                    | 0                  | 0                   | 0                    | 0                   |
| 58201     | Aids to Private Organizations                    | 0                  | 0                   | 0                    | 0                   |
| 58301     | Other Grants and Aids                            | 0                  | 0                   | 0                    | 0                   |
|           | GRANTS AND AIDS                                  | <u>0</u>           | <u>0</u>            | <u>0</u>             | <u>0</u>            |
| 59101     | Transfers  | 0                  | 0                   | 0                    | 0                   |
| 59801     | Reserves   | 0                  | 0                   | 0                    | 0                   |
|           | NON-OPERATING COSTS                              | <u>0</u>           | <u>0</u>            | <u>0</u>             | <u>0</u>            |
|           | TOTAL BUDGET                                     | <u>\$ 0</u>        | <u>\$ 0</u>         | <u>\$ 325,000</u>    | <u>\$ 325,000</u>   |
| RESOURCES |  |                    |                     |                      |                     |
|           | Interest   | \$ 0               | \$ 0                | \$ 0                 | \$ 0                |
|           | Local Option Sales Tax IV                        | 0                  | 0                   | 325,000              | 325,000             |
|           | TOTAL REVENUES                                   | <u>\$ 0</u>        | <u>\$ 0</u>         | <u>\$ 325,000</u>    | <u>\$ 325,000</u>   |

FUND: 353 - Local Option Sales Tax IV  
 FUNCTION: Public Safety  
 ACTIVITY: Emergency/Disaster Relief

DEPARTMENT: Public Safety  
 DIVISION: Emergency Management  
 COST CENTER: 330434 - Public Safety/Fire LOST IV

| Account   | Title  | Actual<br>FY 18-19 | Adopted<br>FY 19-20 | Proposed<br>FY 20-21 | Adopted<br>FY 20-21 |
|-----------|--|--------------------|---------------------|----------------------|---------------------|
| 51101     | Executive Salaries                               | \$ 0               | \$ 0                | \$ 0                 | 0                   |
| 51201     | Regular Salaries & Wages                         | 0                  | 0                   | 0                    | 0                   |
| 51301     | Other Salaries & Wages                           | 0                  | 0                   | 0                    | 0                   |
| 51401     | Overtime   | 0                  | 0                   | 0                    | 0                   |
| 51501     | Special pay                                      | 0                  | 0                   | 0                    | 0                   |
| 52101     | FICA Taxes                                       | 0                  | 0                   | 0                    | 0                   |
| 52201     | Retirement Contributions                         | 0                  | 0                   | 0                    | 0                   |
| 52301     | Life & Health Insurance                          | 0                  | 0                   | 0                    | 0                   |
| 52401     | Workers' Compensation                            | 0                  | 0                   | 0                    | 0                   |
| 52501     | Unemployment Compensation                        | 0                  | 0                   | 0                    | 0                   |
|           | PERSONNEL COSTS                                  | <u>0</u>           | <u>0</u>            | <u>0</u>             | <u>0</u>            |
| 53101     | Professional Services                            | 0                  | 0                   | 0                    | 0                   |
| 53201     | Accounting & Auditing                            | 0                  | 0                   | 0                    | 0                   |
| 53301     | Court Reporter Services                          | 0                  | 0                   | 0                    | 0                   |
| 53401     | Other Contractual Services                       | 0                  | 0                   | 0                    | 0                   |
| 53501     | Investigations                                   | 0                  | 0                   | 0                    | 0                   |
| 53601     | Pension Benefits                                 | 0                  | 0                   | 0                    | 0                   |
| 54001     | Travel & Per Diem                                | 0                  | 0                   | 0                    | 0                   |
| 54101     | Communications                                   | 0                  | 0                   | 0                    | 0                   |
| 54201     | Postage & Freight                                | 0                  | 0                   | 0                    | 0                   |
| 54301     | Utility Services                                 | 0                  | 0                   | 0                    | 0                   |
| 54401     | Rentals & Leases                                 | 0                  | 0                   | 0                    | 0                   |
| 54501     | Insurance  | 0                  | 0                   | 0                    | 0                   |
| 54601     | Repair & Maintenance Services                    | 0                  | 0                   | 0                    | 0                   |
| 54701     | Printing & Binding                               | 0                  | 0                   | 0                    | 0                   |
| 54801     | Promotional Activities                           | 0                  | 0                   | 0                    | 0                   |
| 54901     | Other Current Charges & Obligations              | 0                  | 0                   | 0                    | 0                   |
| 55101     | Office Supplies                                  | 0                  | 0                   | 0                    | 0                   |
| 55201     | Operating Supplies                               | 0                  | 0                   | 0                    | 0                   |
| 55301     | Road Materials & Supplies                        | 0                  | 0                   | 0                    | 0                   |
| 55401     | Books, Publications, Subscriptions & Memberships | 0                  | 0                   | 0                    | 0                   |
| 55801     | Bad Debt   | 0                  | 0                   | 0                    | 0                   |
| 55901     | Depreciation                                     | 0                  | 0                   | 0                    | 0                   |
|           | OPERATING COSTS                                  | <u>0</u>           | <u>0</u>            | <u>0</u>             | <u>0</u>            |
| 56101     | Land   | 0                  | 0                   | 0                    | 0                   |
| 56201     | Buildings  | 0                  | 1,600,000           | 4,412,891            | 4,412,891           |
| 56301     | Improvements Other Than Buildings                | 0                  | 3,100,000           | 100,000              | 100,000             |
| 56401     | Machinery & Equipment                            | 0                  | 2,735,000           | 1,560,000            | 1,560,000           |
| 56501     | Construction in Progress                         | 0                  | 0                   | 0                    | 0                   |
| 56601     | Books, Publications & Library Materials          | 0                  | 0                   | 0                    | 0                   |
|           | CAPITAL OUTLAY                                   | <u>0</u>           | <u>7,435,000</u>    | <u>6,072,891</u>     | <u>6,072,891</u>    |
| 57101     | Principal  | 0                  | 0                   | 0                    | 0                   |
| 57201     | Interest   | 0                  | 0                   | 0                    | 0                   |
| 57301     | Other Debt Service Costs                         | 0                  | 0                   | 0                    | 0                   |
|           | DEBT SERVICE                                     | <u>0</u>           | <u>0</u>            | <u>0</u>             | <u>0</u>            |
| 58101     | Aids to Governmental Agencies                    | 0                  | 0                   | 0                    | 0                   |
| 58201     | Aids to Private Organizations                    | 0                  | 0                   | 0                    | 0                   |
| 58301     | Other Grants and Aids                            | 0                  | 0                   | 0                    | 0                   |
|           | GRANTS AND AIDS                                  | <u>0</u>           | <u>0</u>            | <u>0</u>             | <u>0</u>            |
| 59101     | Transfers  | 0                  | 0                   | 0                    | 0                   |
| 59801     | Reserves   | 0                  | 0                   | 0                    | 0                   |
|           | NON-OPERATING COSTS                              | <u>0</u>           | <u>0</u>            | <u>0</u>             | <u>0</u>            |
|           | TOTAL BUDGET                                     | <u>\$ 0</u>        | <u>\$ 7,435,000</u> | <u>\$ 6,072,891</u>  | <u>\$ 6,072,891</u> |
| RESOURCES |  |                    |                     |                      |                     |
|           |  | \$ 0               | \$ 0                | \$ 0                 | 0                   |
|           | Local Option Sales Tax IV                        | 0                  | 7,435,000           | 6,072,891            | 6,072,891           |
|           | TOTAL REVENUES                                   | <u>\$ 0</u>        | <u>\$ 7,435,000</u> | <u>\$ 6,072,891</u>  | <u>\$ 6,072,891</u> |



FUND: 353 - Local Option Sales Tax IV  
 FUNCTION: Culture/Recreation  
 ACTIVITY: Parks and Recreation

DEPARTMENT: Parks and Recreation  
 DIVISION: Parks and Recreation  
 COST CENTER: 350221 - Parks Capital Projects

| Account   | Title  | Actual<br>FY 18-19 | Adopted<br>FY 19-20 | Proposed<br>FY 20-21 | Adopted<br>FY 20-21 |
|-----------|--|--------------------|---------------------|----------------------|---------------------|
| 51101     | Executive Salaries                               | \$ 0               | \$ 0                | \$ 0                 | 0                   |
| 51201     | Regular Salaries & Wages                         | 184,105            | 244,128             | 301,397              | 301,397             |
| 51301     | Other Salaries & Wages                           | 0                  | 0                   | 0                    | 0                   |
| 51401     | Overtime   | 0                  | 0                   | 0                    | 0                   |
| 51501     | Special pay                                      | 0                  | 4,800               | 4,800                | 4,800               |
| 52101     | FICA Taxes                                       | 14,949             | 19,043              | 23,423               | 23,423              |
| 52201     | Retirement Contributions                         | 15,330             | 21,084              | 30,620               | 30,620              |
| 52301     | Life & Health Insurance                          | 33,298             | 67,500              | 67,500               | 67,500              |
| 52401     | Workers' Compensation                            | 8,256              | 8,069               | 11,382               | 11,382              |
| 52501     | Unemployment Compensation                        | 0                  | 0                   | 0                    | 0                   |
|           | PERSONNEL COSTS                                  | <u>255,938</u>     | <u>364,624</u>      | <u>439,122</u>       | <u>439,122</u>      |
| 53101     | Professional Services                            | 0                  | 0                   | 0                    | 0                   |
| 53201     | Accounting & Auditing                            | 0                  | 0                   | 0                    | 0                   |
| 53301     | Court Reporter Services                          | 0                  | 0                   | 0                    | 0                   |
| 53401     | Other Contractual Services                       | 213,870            | 416,521             | 416,521              | 416,521             |
| 53501     | Investigations                                   | 0                  | 0                   | 0                    | 0                   |
| 53601     | Pension Benefits                                 | 0                  | 0                   | 0                    | 0                   |
| 54001     | Travel & Per Diem                                | 0                  | 0                   | 0                    | 0                   |
| 54101     | Communications                                   | 0                  | 1,080               | 1,080                | 1,080               |
| 54201     | Postage & Freight                                | 0                  | 0                   | 0                    | 0                   |
| 54301     | Utility Services                                 | 38,475             | 164,904             | 164,904              | 164,904             |
| 54401     | Rentals & Leases                                 | 0                  | 500                 | 500                  | 500                 |
| 54501     | Insurance  | 0                  | 10,762              | 11,621               | 11,621              |
| 54601     | Repair & Maintenance Services                    | 125,961            | 175,889             | 175,889              | 175,889             |
| 54701     | Printing & Binding                               | 0                  | 0                   | 0                    | 0                   |
| 54801     | Promotional Activities                           | 0                  | 0                   | 0                    | 0                   |
| 54901     | Other Current Charges & Obligations              | 0                  | 0                   | 0                    | 0                   |
| 55101     | Office Supplies                                  | 0                  | 0                   | 0                    | 0                   |
| 55201     | Operating Supplies                               | 7,519              | 16,065              | 16,065               | 16,065              |
| 55301     | Road Materials & Supplies                        | 0                  | 0                   | 0                    | 0                   |
| 55401     | Books, Publications, Subscriptions & Memberships | 0                  | 0                   | 0                    | 0                   |
| 55801     | Bad Debt   | 0                  | 0                   | 0                    | 0                   |
| 55901     | Depreciation                                     | 0                  | 0                   | 0                    | 0                   |
|           | OPERATING COSTS                                  | <u>385,825</u>     | <u>785,721</u>      | <u>786,580</u>       | <u>786,580</u>      |
| 56101     | Land   | 0                  | 0                   | 0                    | 0                   |
| 56201     | Buildings  | 0                  | 0                   | 0                    | 0                   |
| 56301     | Improvements Other Than Buildings                | 5,013              | 1,268,708           | 1,175,244            | 1,175,244           |
| 56401     | Machinery & Equipment                            | 53,524             | 0                   | 0                    | 0                   |
| 56501     | Construction in Progress                         | 0                  | 0                   | 0                    | 0                   |
| 56601     | Books, Publications & Library Materials          | 0                  | 0                   | 0                    | 0                   |
|           | CAPITAL OUTLAY                                   | <u>58,537</u>      | <u>1,268,708</u>    | <u>1,175,244</u>     | <u>1,175,244</u>    |
| 57101     | Principal  | 0                  | 0                   | 0                    | 0                   |
| 57201     | Interest   | 0                  | 0                   | 0                    | 0                   |
| 57301     | Other Debt Service Costs                         | 0                  | 0                   | 0                    | 0                   |
|           | DEBT SERVICE                                     | <u>0</u>           | <u>0</u>            | <u>0</u>             | <u>0</u>            |
| 58101     | Aids to Governmental Agencies                    | 0                  | 0                   | 0                    | 0                   |
| 58201     | Aids to Private Organizations                    | 0                  | 0                   | 0                    | 0                   |
| 58301     | Other Grants and Aids                            | 0                  | 0                   | 0                    | 0                   |
|           | GRANTS AND AIDS                                  | <u>0</u>           | <u>0</u>            | <u>0</u>             | <u>0</u>            |
| 59101     | Transfers  | 0                  | 0                   | 0                    | 0                   |
| 59801     | Reserves   | 0                  | 0                   | 0                    | 0                   |
|           | NON-OPERATING COSTS                              | <u>0</u>           | <u>0</u>            | <u>0</u>             | <u>0</u>            |
|           | TOTAL BUDGET                                     | <u>\$ 700,301</u>  | <u>\$ 2,419,053</u> | <u>\$ 2,400,946</u>  | <u>\$ 2,400,946</u> |
| RESOURCES |  |                    |                     |                      |                     |
|           | Interest   | \$ 0               | \$ 0                | \$ 0                 | 0                   |
|           | Local Option Sales Tax IV                        | 700,301            | 2,419,053           | 2,400,946            | 2,400,946           |
|           | TOTAL REVENUES                                   | <u>\$ 700,301</u>  | <u>\$ 2,419,053</u> | <u>\$ 2,400,946</u>  | <u>\$ 2,400,946</u> |

FUND: 353 - Local Option Sales Tax IV  
 FUNCTION: Culture/Recreation  
 ACTIVITY: Parks and Recreation

DEPARTMENT: Parks and Recreation  
 DIVISION: Parks and Recreation  
 COST CENTER: 350222 - Equestrian Center

| Account   | Title  | Actual<br>FY 18-19 | Adopted<br>FY 19-20 | Proposed<br>FY 20-21 | Adopted<br>FY 20-21 |
|-----------|--|--------------------|---------------------|----------------------|---------------------|
| 51101     | Executive Salaries                               | \$ 0               | \$ 0                | \$ 0                 | 0                   |
| 51201     | Regular Salaries & Wages                         | 189,584            | 219,840             | 213,970              | 213,970             |
| 51301     | Other Salaries & Wages                           | 0                  | 0                   | 0                    | 0                   |
| 51401     | Overtime   | 0                  | 0                   | 0                    | 0                   |
| 51501     | Special pay                                      | 0                  | 2,400               | 2,400                | 2,400               |
| 52101     | FICA Taxes                                       | 14,671             | 17,002              | 16,552               | 16,552              |
| 52201     | Retirement Contributions                         | 15,769             | 18,823              | 21,637               | 21,637              |
| 52301     | Life & Health Insurance                          | 51,742             | 63,200              | 63,200               | 63,200              |
| 52401     | Workers' Compensation                            | 4,546              | 4,111               | 4,540                | 4,540               |
| 52501     | Unemployment Compensation                        | 0                  | 0                   | 0                    | 0                   |
|           | PERSONNEL COSTS                                  | <u>276,313</u>     | <u>325,376</u>      | <u>322,299</u>       | <u>322,299</u>      |
| 53101     | Professional Services                            | 0                  | 0                   | 0                    | 0                   |
| 53201     | Accounting & Auditing                            | 0                  | 0                   | 0                    | 0                   |
| 53301     | Court Reporter Services                          | 0                  | 0                   | 0                    | 0                   |
| 53401     | Other Contractual Services                       | 0                  | 120                 | 120                  | 120                 |
| 53501     | Investigations                                   | 0                  | 0                   | 0                    | 0                   |
| 53601     | Pension Benefits                                 | 0                  | 0                   | 0                    | 0                   |
| 54001     | Travel & Per Diem                                | 0                  | 0                   | 0                    | 0                   |
| 54101     | Communications                                   | 261                | 1,620               | 1,620                | 1,620               |
| 54201     | Postage & Freight                                | 0                  | 0                   | 0                    | 0                   |
| 54301     | Utility Services                                 | 2,203              | 77,304              | 77,304               | 77,304              |
| 54401     | Rentals & Leases                                 | 0                  | 500                 | 500                  | 500                 |
| 54501     | Insurance  | 2,965              | 3,077               | 3,778                | 3,778               |
| 54601     | Repair & Maintenance Services                    | 0                  | 19,541              | 19,541               | 19,541              |
| 54701     | Printing & Binding                               | 0                  | 0                   | 0                    | 0                   |
| 54801     | Promotional Activities                           | 0                  | 0                   | 0                    | 0                   |
| 54901     | Other Current Charges & Obligations              | 0                  | 300                 | 300                  | 300                 |
| 55101     | Office Supplies                                  | 0                  | 0                   | 0                    | 0                   |
| 55201     | Operating Supplies                               | 9,455              | 21,000              | 21,000               | 21,000              |
| 55301     | Road Materials & Supplies                        | 0                  | 0                   | 0                    | 0                   |
| 55401     | Books, Publications, Subscriptions & Memberships | 0                  | 0                   | 0                    | 0                   |
| 55501     | Training & Registrations                         | 0                  | 0                   | 0                    | 0                   |
| 55801     | Bad Debt   | 0                  | 0                   | 0                    | 0                   |
| 55901     | Depreciation                                     | 0                  | 0                   | 0                    | 0                   |
|           | OPERATING COSTS                                  | <u>14,884</u>      | <u>123,462</u>      | <u>124,163</u>       | <u>124,163</u>      |
| 56101     | Land   | 0                  | 0                   | 0                    | 0                   |
| 56201     | Buildings  | 0                  | 0                   | 0                    | 0                   |
| 56301     | Improvements Other Than Buildings                | 0                  | 0                   | 0                    | 0                   |
| 56401     | Machinery & Equipment                            | 0                  | 0                   | 0                    | 0                   |
| 56501     | Construction in Progress                         | 0                  | 0                   | 0                    | 0                   |
| 56601     | Books, Publications & Library Materials          | 0                  | 0                   | 0                    | 0                   |
|           | CAPITAL OUTLAY                                   | <u>0</u>           | <u>0</u>            | <u>0</u>             | <u>0</u>            |
| 57101     | Principal  | 0                  | 0                   | 0                    | 0                   |
| 57201     | Interest   | 0                  | 0                   | 0                    | 0                   |
| 57301     | Other Debt Service Costs                         | 0                  | 0                   | 0                    | 0                   |
|           | DEBT SERVICE                                     | <u>0</u>           | <u>0</u>            | <u>0</u>             | <u>0</u>            |
| 58101     | Aids to Governmental Agencies                    | 0                  | 0                   | 0                    | 0                   |
| 58201     | Aids to Private Organizations                    | 0                  | 0                   | 0                    | 0                   |
| 58301     | Other Grants and Aids                            | 0                  | 0                   | 0                    | 0                   |
|           | GRANTS AND AIDS                                  | <u>0</u>           | <u>0</u>            | <u>0</u>             | <u>0</u>            |
| 59101     | Transfers  | 0                  | 0                   | 0                    | 0                   |
| 59801     | Reserves   | 0                  | 0                   | 0                    | 0                   |
|           | NON-OPERATING COSTS                              | <u>0</u>           | <u>0</u>            | <u>0</u>             | <u>0</u>            |
|           | TOTAL BUDGET                                     | <u>\$ 291,196</u>  | <u>\$ 448,838</u>   | <u>\$ 446,462</u>    | <u>\$ 446,462</u>   |
| RESOURCES |  |                    |                     |                      |                     |
| 347530    | Equestrian Center Fees/Sponsorships              | \$ 180,320         | \$ 171,000          | \$ 171,000           | \$ 171,000          |
|           | General Fund Revenues                            | 0                  | 0                   | 0                    | 0                   |
|           | Local Option Sales Tax IV                        | 110,876            | 277,838             | 275,462              | 275,462             |
|           | TOTAL REVENUES                                   | <u>\$ 291,196</u>  | <u>\$ 448,838</u>   | <u>\$ 446,462</u>    | <u>\$ 446,462</u>   |

FUND: 353 - Local Option Sales Tax IV  
 FUNCTION: Public Safety  
 ACTIVITY: Law Enforcement

DEPARTMENT: Sheriff  
 DIVISION: Sheriff  
 COST CENTER: 540113 - Sheriff's Capital Projects

| Account   | Title  | Actual<br>FY 18-19  | Adopted<br>FY 19-20 | Proposed<br>FY 20-21 | Adopted<br>FY 20-21 |
|-----------|--|---------------------|---------------------|----------------------|---------------------|
| 51101     | Executive Salaries                               | \$ 0                | \$ 0                | \$ 0                 | 0                   |
| 51201     | Regular Salaries & Wages                         | 0                   | 0                   | 0                    | 0                   |
| 51301     | Other Salaries & Wages                           | 0                   | 0                   | 0                    | 0                   |
| 51401     | Overtime   | 0                   | 0                   | 0                    | 0                   |
| 51501     | Special pay                                      | 0                   | 0                   | 0                    | 0                   |
| 52101     | FICA Taxes                                       | 0                   | 0                   | 0                    | 0                   |
| 52201     | Retirement Contributions                         | 0                   | 0                   | 0                    | 0                   |
| 52301     | Life & Health Insurance                          | 0                   | 0                   | 0                    | 0                   |
| 52401     | Workers' Compensation                            | 0                   | 0                   | 0                    | 0                   |
| 52501     | Unemployment Compensation                        | 0                   | 0                   | 0                    | 0                   |
|           | PERSONNEL COSTS                                  | <u>0</u>            | <u>0</u>            | <u>0</u>             | <u>0</u>            |
| 53101     | Professional Services                            | 0                   | 0                   | 0                    | 0                   |
| 53201     | Accounting & Auditing                            | 0                   | 0                   | 0                    | 0                   |
| 53301     | Court Reporter Services                          | 0                   | 0                   | 0                    | 0                   |
| 53401     | Other Contractual Services                       | 0                   | 0                   | 0                    | 0                   |
| 53501     | Investigations                                   | 0                   | 0                   | 0                    | 0                   |
| 53601     | Pension Benefits                                 | 0                   | 0                   | 0                    | 0                   |
| 54001     | Travel & Per Diem                                | 0                   | 0                   | 0                    | 0                   |
| 54101     | Communications                                   | 0                   | 0                   | 0                    | 0                   |
| 54201     | Postage & Freight                                | 0                   | 0                   | 0                    | 0                   |
| 54301     | Utility Services                                 | 0                   | 0                   | 0                    | 0                   |
| 54401     | Rentals & Leases                                 | 0                   | 0                   | 0                    | 0                   |
| 54501     | Insurance  | 0                   | 0                   | 0                    | 0                   |
| 54601     | Repair & Maintenance Services                    | 0                   | 0                   | 0                    | 0                   |
| 54701     | Printing & Binding                               | 0                   | 0                   | 0                    | 0                   |
| 54801     | Promotional Activities                           | 0                   | 0                   | 0                    | 0                   |
| 54901     | Other Current Charges & Obligations              | 0                   | 0                   | 0                    | 0                   |
| 55101     | Office Supplies                                  | 0                   | 0                   | 0                    | 0                   |
| 55201     | Operating Supplies                               | 0                   | 0                   | 0                    | 0                   |
| 55301     | Road Materials & Supplies                        | 0                   | 0                   | 0                    | 0                   |
| 55401     | Books, Publications, Subscriptions & Memberships | 0                   | 0                   | 0                    | 0                   |
| 55801     | Bad Debt   | 0                   | 0                   | 0                    | 0                   |
| 55901     | Depreciation                                     | 0                   | 0                   | 0                    | 0                   |
|           | OPERATING COSTS                                  | <u>0</u>            | <u>0</u>            | <u>0</u>             | <u>0</u>            |
| 56101     | Land   | 0                   | 0                   | 0                    | 0                   |
| 56201     | Buildings  | 169,368             | 888,167             | 888,167              | 888,167             |
| 56301     | Improvements Other Than Buildings                | 1,150,638           | 0                   | 0                    | 0                   |
| 56401     | Machinery & Equipment                            | 2,405,286           | 4,000,000           | 4,000,000            | 4,000,000           |
| 56501     | Construction in Progress                         | 0                   | 0                   | 0                    | 0                   |
| 56601     | Books, Publications & Library Materials          | 0                   | 0                   | 0                    | 0                   |
|           | CAPITAL OUTLAY                                   | <u>3,725,293</u>    | <u>4,888,167</u>    | <u>4,888,167</u>     | <u>4,888,167</u>    |
| 57101     | Principal  | 0                   | 0                   | 0                    | 0                   |
| 57201     | Interest   | 0                   | 0                   | 0                    | 0                   |
| 57301     | Other Debt Service Costs                         | 0                   | 0                   | 0                    | 0                   |
|           | DEBT SERVICE                                     | <u>0</u>            | <u>0</u>            | <u>0</u>             | <u>0</u>            |
| 58101     | Aids to Governmental Agencies                    | 0                   | 0                   | 0                    | 0                   |
| 58201     | Aids to Private Organizations                    | 0                   | 0                   | 0                    | 0                   |
| 58301     | Other Grants and Aids                            | 0                   | 0                   | 0                    | 0                   |
|           | GRANTS AND AIDS                                  | <u>0</u>            | <u>0</u>            | <u>0</u>             | <u>0</u>            |
| 59101     | Transfers  | 0                   | 0                   | 0                    | 0                   |
| 59801     | Reserves   | 0                   | 0                   | 0                    | 0                   |
|           | NON-OPERATING COSTS                              | <u>0</u>            | <u>0</u>            | <u>0</u>             | <u>0</u>            |
|           | TOTAL BUDGET                                     | <u>\$ 3,725,293</u> | <u>\$ 4,888,167</u> | <u>\$ 4,888,167</u>  | <u>\$ 4,888,167</u> |
| RESOURCES |  |                     |                     |                      |                     |
|           | Interest   | \$ 0                | \$ 0                | \$ 0                 | 0                   |
|           | Local Option Sales Tax IV                        | 3,725,293           | 4,888,167           | 4,888,167            | 4,888,167           |
|           | TOTAL REVENUES                                   | <u>\$ 3,725,293</u> | <u>\$ 4,888,167</u> | <u>\$ 4,888,167</u>  | <u>\$ 4,888,167</u> |

FUND: 353 - Local Option Sales Tax IV  
 FUNCTION: General Operations  
 ACTIVITY: Courthouse Facilities

DEPARTMENT: Judicial Services  
 DIVISION: Court Administration  
 COST CENTER: 410147 - Judicial Capital Improvements

| Account   | Title  | Actual<br>FY 18-19 | Adopted<br>FY 19-20 | Proposed<br>FY 20-21 | Adopted<br>FY 20-21 |
|-----------|--|--------------------|---------------------|----------------------|---------------------|
| 51101     | Executive Salaries                               | \$ 0               | \$ 0                | \$ 0                 | 0                   |
| 51201     | Regular Salaries & Wages                         | 0                  | 0                   | 0                    | 0                   |
| 51301     | Other Salaries & Wages                           | 0                  | 0                   | 0                    | 0                   |
| 51401     | Overtime   | 0                  | 0                   | 0                    | 0                   |
| 51501     | Special pay                                      | 0                  | 0                   | 0                    | 0                   |
| 52101     | FICA Taxes                                       | 0                  | 0                   | 0                    | 0                   |
| 52201     | Retirement Contributions                         | 0                  | 0                   | 0                    | 0                   |
| 52301     | Life & Health Insurance                          | 0                  | 0                   | 0                    | 0                   |
| 52401     | Workers' Compensation                            | 0                  | 0                   | 0                    | 0                   |
| 52501     | Unemployment Compensation                        | 0                  | 0                   | 0                    | 0                   |
|           | PERSONNEL COSTS                                  | <u>0</u>           | <u>0</u>            | <u>0</u>             | <u>0</u>            |
| 53101     | Professional Services                            | 0                  | 0                   | 0                    | 0                   |
| 53201     | Accounting & Auditing                            | 0                  | 0                   | 0                    | 0                   |
| 53301     | Court Reporter Services                          | 0                  | 0                   | 0                    | 0                   |
| 53401     | Other Contractual Services                       | 0                  | 0                   | 0                    | 0                   |
| 53501     | Investigations                                   | 0                  | 0                   | 0                    | 0                   |
| 53601     | Pension Benefits                                 | 0                  | 0                   | 0                    | 0                   |
| 54001     | Travel & Per Diem                                | 0                  | 0                   | 0                    | 0                   |
| 54101     | Communications                                   | 0                  | 0                   | 0                    | 0                   |
| 54201     | Postage & Freight                                | 0                  | 0                   | 0                    | 0                   |
| 54301     | Utility Services                                 | 0                  | 0                   | 0                    | 0                   |
| 54401     | Rentals & Leases                                 | 0                  | 0                   | 0                    | 0                   |
| 54501     | Insurance  | 0                  | 0                   | 0                    | 0                   |
| 54601     | Repair & Maintenance Services                    | 0                  | 0                   | 0                    | 0                   |
| 54701     | Printing & Binding                               | 0                  | 0                   | 0                    | 0                   |
| 54801     | Promotional Activities                           | 0                  | 0                   | 0                    | 0                   |
| 54901     | Other Current Charges & Obligations              | 0                  | 0                   | 0                    | 0                   |
| 55101     | Office Supplies                                  | 0                  | 0                   | 0                    | 0                   |
| 55201     | Operating Supplies                               | 0                  | 0                   | 0                    | 0                   |
| 55301     | Road Materials & Supplies                        | 0                  | 0                   | 0                    | 0                   |
| 55401     | Books, Publications, Subscriptions & Memberships | 0                  | 0                   | 0                    | 0                   |
| 55801     | Bad Debt   | 0                  | 0                   | 0                    | 0                   |
| 55901     | Depreciation                                     | 0                  | 0                   | 0                    | 0                   |
|           | OPERATING COSTS                                  | <u>0</u>           | <u>0</u>            | <u>0</u>             | <u>0</u>            |
| 56101     | Land   | 0                  | 0                   | 0                    | 0                   |
| 56201     | Buildings  | 9,346              | 300,000             | 300,000              | 300,000             |
| 56301     | Improvements Other Than Buildings                | 0                  | 0                   | 0                    | 0                   |
| 56401     | Machinery & Equipment                            | 74,980             | 0                   | 40,000               | 40,000              |
| 56501     | Construction in Progress                         | 0                  | 0                   | 0                    | 0                   |
| 56601     | Books, Publications & Library Materials          | 0                  | 0                   | 0                    | 0                   |
|           | CAPITAL OUTLAY                                   | <u>84,326</u>      | <u>300,000</u>      | <u>340,000</u>       | <u>340,000</u>      |
| 57101     | Principal  | 0                  | 0                   | 0                    | 0                   |
| 57201     | Interest   | 0                  | 0                   | 0                    | 0                   |
| 57301     | Other Debt Service Costs                         | 0                  | 0                   | 0                    | 0                   |
|           | DEBT SERVICE                                     | <u>0</u>           | <u>0</u>            | <u>0</u>             | <u>0</u>            |
| 58101     | Aids to Governmental Agencies                    | 0                  | 0                   | 0                    | 0                   |
| 58201     | Aids to Private Organizations                    | 0                  | 0                   | 0                    | 0                   |
| 58301     | Other Grants and Aids                            | 0                  | 0                   | 0                    | 0                   |
|           | GRANTS AND AIDS                                  | <u>0</u>           | <u>0</u>            | <u>0</u>             | <u>0</u>            |
| 59101     | Transfers  | 551,519            | 520,662             | 615,489              | 615,489             |
| 59801     | Reserves   | 0                  | 0                   | 0                    | 0                   |
|           | NON-OPERATING COSTS                              | <u>551,519</u>     | <u>520,662</u>      | <u>615,489</u>       | <u>615,489</u>      |
|           | TOTAL BUDGET                                     | <u>\$ 635,845</u>  | <u>\$ 820,662</u>   | <u>\$ 955,489</u>    | <u>\$ 955,489</u>   |
| RESOURCES |  |                    |                     |                      |                     |
|           | Interest   | \$ 0               | \$ 0                | \$ 0                 | 0                   |
|           | Local Option Sales Tax IV                        | 635,845            | 820,662             | 955,489              | 955,489             |
|           | TOTAL REVENUES                                   | <u>\$ 635,845</u>  | <u>\$ 820,662</u>   | <u>\$ 955,489</u>    | <u>\$ 955,489</u>   |

FUND: 353 - Local Option Sales Tax IV  
 FUNCTION: Public Safety  
 ACTIVITY: Detention

DEPARTMENT: Corrections  
 DIVISION: Detention  
 COST CENTER: 290409 - Detention Capital Projects

| Account   | Title  | Actual<br>FY 18-19 | Adopted<br>FY 19-20 | Proposed<br>FY 20-21 | Adopted<br>FY 20-21 |
|-----------|--|--------------------|---------------------|----------------------|---------------------|
| 51101     | Executive Salaries                               | \$ 0               | \$ 0                | \$ 0                 | 0                   |
| 51201     | Regular Salaries & Wages                         | 0                  | 0                   | 0                    | 0                   |
| 51301     | Other Salaries & Wages                           | 0                  | 0                   | 0                    | 0                   |
| 51401     | Overtime   | 0                  | 0                   | 0                    | 0                   |
| 51501     | Special pay                                      | 0                  | 0                   | 0                    | 0                   |
| 52101     | FICA Taxes                                       | 0                  | 0                   | 0                    | 0                   |
| 52201     | Retirement Contributions                         | 0                  | 0                   | 0                    | 0                   |
| 52301     | Life & Health Insurance                          | 0                  | 0                   | 0                    | 0                   |
| 52401     | Workers' Compensation                            | 0                  | 0                   | 0                    | 0                   |
| 52501     | Unemployment Compensation                        | 0                  | 0                   | 0                    | 0                   |
|           | PERSONNEL COSTS                                  | 0                  | 0                   | 0                    | 0                   |
| 53101     | Professional Services                            | 0                  | 0                   | 0                    | 0                   |
| 53201     | Accounting & Auditing                            | 0                  | 0                   | 0                    | 0                   |
| 53301     | Court Reporter Services                          | 0                  | 0                   | 0                    | 0                   |
| 53401     | Other Contractual Services                       | 0                  | 0                   | 0                    | 0                   |
| 53501     | Investigations                                   | 0                  | 0                   | 0                    | 0                   |
| 53601     | Pension Benefits                                 | 0                  | 0                   | 0                    | 0                   |
| 54001     | Travel & Per Diem                                | 0                  | 0                   | 0                    | 0                   |
| 54101     | Communications                                   | 0                  | 0                   | 0                    | 0                   |
| 54201     | Postage & Freight                                | 0                  | 0                   | 0                    | 0                   |
| 54301     | Utility Services                                 | 0                  | 0                   | 0                    | 0                   |
| 54401     | Rentals & Leases                                 | 0                  | 0                   | 0                    | 0                   |
| 54501     | Insurance  | 0                  | 0                   | 0                    | 0                   |
| 54601     | Repair & Maintenance Services                    | 0                  | 0                   | 0                    | 0                   |
| 54701     | Printing & Binding                               | 0                  | 0                   | 0                    | 0                   |
| 54801     | Promotional Activities                           | 0                  | 0                   | 0                    | 0                   |
| 54901     | Other Current Charges & Obligations              | 0                  | 0                   | 0                    | 0                   |
| 55101     | Office Supplies                                  | 0                  | 0                   | 0                    | 0                   |
| 55201     | Operating Supplies                               | 0                  | 0                   | 0                    | 0                   |
| 55301     | Road Materials & Supplies                        | 0                  | 0                   | 0                    | 0                   |
| 55401     | Books, Publications, Subscriptions & Memberships | 0                  | 0                   | 0                    | 0                   |
| 55801     | Bad Debt   | 0                  | 0                   | 0                    | 0                   |
| 55901     | Depreciation                                     | 0                  | 0                   | 0                    | 0                   |
|           | OPERATING COSTS                                  | 0                  | 0                   | 0                    | 0                   |
| 56101     | Land   | 0                  | 0                   | 0                    | 0                   |
| 56201     | Buildings  | 0                  | 0                   | 3,000,000            | 3,000,000           |
| 56301     | Improvements Other Than Buildings                | 0                  | 0                   | 0                    | 0                   |
| 56401     | Machinery & Equipment                            | 0                  | 0                   | 0                    | 0                   |
| 56501     | Construction in Progress                         | 0                  | 0                   | 0                    | 0                   |
| 56601     | Books, Publications & Library Materials          | 0                  | 0                   | 0                    | 0                   |
|           | CAPITAL OUTLAY                                   | 0                  | 0                   | 3,000,000            | 3,000,000           |
| 57101     | Principal  | 0                  | 0                   | 0                    | 0                   |
| 57201     | Interest   | 0                  | 0                   | 0                    | 0                   |
| 57301     | Other Debt Service Costs                         | 0                  | 0                   | 0                    | 0                   |
|           | DEBT SERVICE                                     | 0                  | 0                   | 0                    | 0                   |
| 58101     | Aids to Governmental Agencies                    | 0                  | 0                   | 0                    | 0                   |
| 58201     | Aids to Private Organizations                    | 0                  | 0                   | 0                    | 0                   |
| 58301     | Other Grants and Aids                            | 0                  | 0                   | 0                    | 0                   |
|           | GRANTS AND AIDS                                  | 0                  | 0                   | 0                    | 0                   |
| 59101     | Transfers  | 0                  | 0                   | 0                    | 0                   |
| 59801     | Reserves   | 0                  | 0                   | 0                    | 0                   |
|           | NON-OPERATING COSTS                              | 0                  | 0                   | 0                    | 0                   |
|           | TOTAL BUDGET                                     | \$ 0               | \$ 0                | \$ 3,000,000         | \$ 3,000,000        |
| RESOURCES |  |                    |                     |                      |                     |
|           | Interest   | \$ 0               | \$ 0                | \$ 0                 | 0                   |
|           | Local Option Sales Tax IV                        | 0                  | 0                   | 3,000,000            | 3,000,000           |
|           | TOTAL REVENUES                                   | \$ 0               | \$ 0                | \$ 3,000,000         | \$ 3,000,000        |

**DEPARTMENT BUDGET SUMMARY**

**DEPARTMENT:** SHERIFF  
**FUND:** 001

---

**MISSION STATEMENT**

---

The mission of the Escambia Sheriff's Office is to improve the quality of life and protect the property of all individuals in Escambia County by providing responsible, effective and efficient law enforcement services to prevent crime and enforce the law with integrity and fairness.

|                              | <u>2019<br/>Actual</u> | <u>2020<br/>Adopted</u> | <u>2021<br/>Proposed</u> | <u>2021<br/>Adopted</u> |
|------------------------------|------------------------|-------------------------|--------------------------|-------------------------|
| <b>SUMMARY OF RESOURCES:</b> |                        |                         |                          |                         |
| Sheriff                      | \$57,832,205           | \$59,480,554            | \$61,938,201             | \$61,938,201            |
| Detention                    | 0                      | 0                       | 0                        | 0                       |
| Court Security               | 3,431,269              | 3,359,313               | 3,801,666                | 3,801,666               |
| <b>TOTALS</b>                | <b>\$61,263,474</b>    | <b>\$62,839,867</b>     | <b>\$65,739,867</b>      | <b>\$65,739,867</b>     |

**SOURCES OF FUNDING:**

|          |              |              |              |              |
|----------|--------------|--------------|--------------|--------------|
| Fund 001 | \$61,263,474 | \$62,839,867 | \$65,739,867 | \$65,739,867 |
|----------|--------------|--------------|--------------|--------------|

---

**PROGRAM DESCRIPTION**

---

The Sheriff's Office provides County-wide police protection and crime prevention including, but not limited to the following: road patrol, detective investigation, correctional services, court services, crime laboratory, community and school crime prevention programs. The Sheriff functions as an officer of the court in the service of documents and transportation of fugitives and committed persons.

1. The Sheriff's Office will perform professional, efficient, effective county-wide law enforcement and crime prevention services including: the operation of the civil and criminal court process service, crime laboratory, investigative support, and community and school crime prevention programs. It will also provide a post-incarcerated program that will monitor court ordered rehabilitative programs.
2. The Court Activity Division will provide security to judges and other court personnel to meet the demands presented by a multi-faceted court system through various modes of training. For FY19/20, armed Sheriff's Deputies will no longer provide court security at the Judicial Building downtown, security services will be contracted out by Court Administration.
3. During FY2014-15 the Detention Activity was placed under the Board of County Commissioners, and continues to provide a safe, secure jail in compliance with State rules and regulations. This responsibility includes providing security, administrative requirements, health care, food and laundry services to operate a safe, secure, and constitutional jail in compliance with State standards for an average inmate population of 1,721.

FUND: 001 - General  
 FUNCTION: Other Uses  
 ACTIVITY: Transfer Out/Const Officers

DEPARTMENT: Sheriff  
 DIVISION: Sheriff  
 COST CENTER: 540101 - Administration

| Account | Title  | Actual<br>FY 18-19   | Adopted<br>FY 19-20  | Proposed<br>FY 20-21 | Adopted<br>FY 20-21  |
|---------|--|----------------------|----------------------|----------------------|----------------------|
| 51101   | Executive Salaries                               | \$ 0                 | \$ 154,422           | \$ 155,275           | \$ 161,883           |
| 51201   | Regular Salaries & Wages                         | 0                    | 32,539,540           | 36,472,890           | 36,466,282           |
| 51301   | Other Salaries & Wages                           | 0                    | 0                    | 0                    | 0                    |
| 51401   | Overtime   | 0                    | 0                    | 0                    | 0                    |
| 51501   | Special pay                                      | 0                    | 3,577,448            | 1,121,398            | 1,121,398            |
| 52101   | FICA Taxes                                       | 0                    | 2,521,490            | 2,692,480            | 2,692,480            |
| 52201   | Retirement Contributions                         | 0                    | 6,423,398            | 7,085,768            | 7,085,768            |
| 52301   | Life & Health Insurance                          | 0                    | 6,550,000            | 6,520,000            | 6,520,000            |
| 52401   | Workers' Compensation                            | 0                    | 1,506,237            | 1,682,371            | 1,682,371            |
| 52501   | Unemployment Compensation                        | 0                    | 0                    | 0                    | 0                    |
|         | 59702 - PERSONNEL COSTS                          | <u>51,300,580</u>    | <u>53,272,535</u>    | <u>55,730,182</u>    | <u>55,730,182</u>    |
| 53101   | Professional Services                            | 0                    | 125,716              | 125,716              | 125,716              |
| 53201   | Accounting & Auditing                            | 0                    | 0                    | 0                    | 0                    |
| 53301   | Court Reporter Services                          | 0                    | 0                    | 0                    | 0                    |
| 53401   | Other Contractual Services                       | 0                    | 346,427              | 346,427              | 346,427              |
| 53501   | Investigations                                   | 0                    | 19,200               | 19,200               | 19,200               |
| 53601   | Pension Benefits                                 | 0                    | 0                    | 0                    | 0                    |
| 54001   | Travel & Per Diem                                | 0                    | 100,000              | 100,000              | 100,000              |
| 54101   | Communications                                   | 0                    | 376,824              | 376,824              | 376,824              |
| 54201   | Postage & Freight                                | 0                    | 2,500                | 2,500                | 2,500                |
| 54301   | Utility Services                                 | 0                    | 12,720               | 12,720               | 12,720               |
| 54401   | Rentals & Leases                                 | 0                    | 30,514               | 30,514               | 30,514               |
| 54501   | Insurance  | 0                    | 1,241,099            | 1,241,099            | 1,241,099            |
| 54601   | Repair & Maintenance Services                    | 0                    | 582,104              | 582,104              | 582,104              |
| 54701   | Printing & Binding                               | 0                    | 20,000               | 20,000               | 20,000               |
| 54801   | Promotional Activities                           | 0                    | 24,000               | 24,000               | 24,000               |
| 54901   | Other Current Charges & Obligations              | 0                    | 5,000                | 5,000                | 5,000                |
| 55101   | Office Supplies                                  | 0                    | 150,000              | 150,000              | 150,000              |
| 55201   | Operating Supplies                               | 0                    | 2,911,915            | 2,911,915            | 2,911,915            |
| 55301   | Road Materials & Supplies                        | 0                    | 0                    | 0                    | 0                    |
| 55401   | Books, Publications, Subscriptions & Memberships | 0                    | 75,000               | 75,000               | 75,000               |
| 55501   | Training and Registrations                       | 0                    | 85,000               | 85,000               | 85,000               |
| 55801   | Bad Debt   | 0                    | 0                    | 0                    | 0                    |
| 55901   | Depreciation                                     | 0                    | 0                    | 0                    | 0                    |
|         | 59703 - OPERATING COSTS                          | <u>6,431,625</u>     | <u>6,108,019</u>     | <u>6,108,019</u>     | <u>6,108,019</u>     |
| 56101   | Land   | 0                    | 0                    | 0                    | 0                    |
| 56201   | Buildings  | 0                    | 0                    | 0                    | 0                    |
| 56301   | Improvements Other Than Buildings                | 0                    | 0                    | 0                    | 0                    |
| 56401   | Machinery & Equipment                            | 0                    | 100,000              | 100,000              | 100,000              |
| 56402   | Computer Software/Hardware                       | 0                    | 0                    | 0                    | 0                    |
| 56601   | Books, Publications & Library Materials          | 0                    | 0                    | 0                    | 0                    |
|         | 59704 - CAPITAL OUTLAY                           | <u>100,000</u>       | <u>100,000</u>       | <u>100,000</u>       | <u>100,000</u>       |
| 57101   | Principal  | 0                    | 0                    | 0                    | 0                    |
| 57201   | Interest   | 0                    | 0                    | 0                    | 0                    |
| 57301   | Other Debt Service Costs                         | 0                    | 0                    | 0                    | 0                    |
|         | DEBT SERVICE                                     | <u>0</u>             | <u>0</u>             | <u>0</u>             | <u>0</u>             |
| 58101   | Aids to Governmental Agencies                    | 0                    | 0                    | 0                    | 0                    |
| 58201   | Aids to Private Organizations                    | 0                    | 0                    | 0                    | 0                    |
| 58301   | Other Grants and Aids                            | 0                    | 0                    | 0                    | 0                    |
|         | GRANTS AND AIDS                                  | <u>0</u>             | <u>0</u>             | <u>0</u>             | <u>0</u>             |
| 59101   | Transfers  | 0                    | 0                    | 0                    | 0                    |
| 59801   | Reserves   | 0                    | 0                    | 0                    | 0                    |
|         | NON-OPERATING COSTS                              | <u>0</u>             | <u>0</u>             | <u>0</u>             | <u>0</u>             |
|         | TOTAL BUDGET                                     | <u>\$ 57,832,205</u> | <u>\$ 59,480,554</u> | <u>\$ 61,938,201</u> | <u>\$ 61,938,201</u> |

RESOURCES

|                       |                      |                      |                      |                      |
|-----------------------|----------------------|----------------------|----------------------|----------------------|
| General Fund Revenues | \$ 57,832,205        | \$ 59,480,554        | \$ 61,938,201        | \$ 61,938,201        |
| TOTAL REVENUES        | <u>\$ 57,832,205</u> | <u>\$ 59,480,554</u> | <u>\$ 61,938,201</u> | <u>\$ 61,938,201</u> |



FUND: 001 - General  
 FUNCTION: Other Uses  
 ACTIVITY: Transfer Out/Const Officers

DEPARTMENT: Sheriff  
 DIVISION: Court Security  
 COST CENTER: 540301 - Administration

| Account   | Title  | Actual<br>FY 18-19  | Adopted<br>FY 19-20 | Proposed<br>FY 20-21 | Adopted<br>FY 20-21 |
|-----------|--|---------------------|---------------------|----------------------|---------------------|
| 51101     | Executive Salaries                               | \$ 0                | \$ 0                | \$ 0                 | 0                   |
| 51201     | Regular Salaries & Wages                         | 0                   | 2,117,670           | 2,408,307            | 2,408,307           |
| 51301     | Other Salaries & Wages                           | 0                   | 0                   | 0                    | 0                   |
| 51401     | Overtime   | 0                   | 0                   | 0                    | 0                   |
| 51501     | Special pay                                      | 0                   | 35,520              | 36,240               | 36,240              |
| 52101     | FICA Taxes                                       | 0                   | 164,719             | 187,008              | 187,008             |
| 52201     | Retirement Contributions                         | 0                   | 504,507             | 570,936              | 570,936             |
| 52301     | Life & Health Insurance                          | 0                   | 380,000             | 410,000              | 410,000             |
| 52401     | Workers' Compensation                            | 0                   | 116,897             | 149,175              | 149,175             |
| 52501     | Unemployment Compensation                        | 0                   | 0                   | 0                    | 0                   |
|           | 59702 - PERSONNEL COSTS                          | <u>3,391,269</u>    | <u>3,319,313</u>    | <u>3,761,666</u>     | <u>3,761,666</u>    |
| 53101     | Professional Services                            | 0                   | 0                   | 0                    | 0                   |
| 53201     | Accounting & Auditing                            | 0                   | 0                   | 0                    | 0                   |
| 53301     | Court Reporter Services                          | 0                   | 0                   | 0                    | 0                   |
| 53401     | Other Contractual Services                       | 0                   | 0                   | 0                    | 0                   |
| 53501     | Investigations                                   | 0                   | 0                   | 0                    | 0                   |
| 53601     | Pension Benefits                                 | 0                   | 0                   | 0                    | 0                   |
| 54001     | Travel & Per Diem                                | 0                   | 0                   | 0                    | 0                   |
| 54101     | Communications                                   | 0                   | 0                   | 0                    | 0                   |
| 54201     | Postage & Freight                                | 0                   | 0                   | 0                    | 0                   |
| 54301     | Utility Services                                 | 0                   | 0                   | 0                    | 0                   |
| 54401     | Rentals & Leases                                 | 0                   | 617                 | 617                  | 617                 |
| 54501     | Insurance  | 0                   | 0                   | 0                    | 0                   |
| 54601     | Repair & Maintenance Services                    | 0                   | 1,004               | 1,004                | 1,004               |
| 54701     | Printing & Binding                               | 0                   | 0                   | 0                    | 0                   |
| 54801     | Promotional Activities                           | 0                   | 0                   | 0                    | 0                   |
| 54901     | Other Current Charges & Obligations              | 0                   | 0                   | 0                    | 0                   |
| 55101     | Office Supplies                                  | 0                   | 0                   | 0                    | 0                   |
| 55201     | Operating Supplies                               | 0                   | 38,379              | 38,379               | 38,379              |
| 55301     | Road Materials & Supplies                        | 0                   | 0                   | 0                    | 0                   |
| 55401     | Books, Publications, Subscriptions & Memberships | 0                   | 0                   | 0                    | 0                   |
| 55501     | Training and Registrations                       | 0                   | 0                   | 0                    | 0                   |
| 55801     | Bad Debt   | 0                   | 0                   | 0                    | 0                   |
| 55901     | Depreciation                                     | 0                   | 0                   | 0                    | 0                   |
|           | 59703 - OPERATING COSTS                          | <u>40,000</u>       | <u>40,000</u>       | <u>40,000</u>        | <u>40,000</u>       |
| 56101     | Land   | 0                   | 0                   | 0                    | 0                   |
| 56201     | Buildings  | 0                   | 0                   | 0                    | 0                   |
| 56301     | Improvements Other Than Buildings                | 0                   | 0                   | 0                    | 0                   |
| 56401     | Machinery & Equipment                            | 0                   | 0                   | 0                    | 0                   |
| 56501     | Construction in Progress                         | 0                   | 0                   | 0                    | 0                   |
| 56601     | Books, Publications & Library Materials          | 0                   | 0                   | 0                    | 0                   |
|           | CAPITAL OUTLAY                                   | <u>0</u>            | <u>0</u>            | <u>0</u>             | <u>0</u>            |
| 57101     | Principal  | 0                   | 0                   | 0                    | 0                   |
| 57201     | Interest   | 0                   | 0                   | 0                    | 0                   |
| 57301     | Other Debt Service Costs                         | 0                   | 0                   | 0                    | 0                   |
|           | DEBT SERVICE                                     | <u>0</u>            | <u>0</u>            | <u>0</u>             | <u>0</u>            |
| 58101     | Aids to Governmental Agencies                    | 0                   | 0                   | 0                    | 0                   |
| 58201     | Aids to Private Organizations                    | 0                   | 0                   | 0                    | 0                   |
| 58301     | Other Grants and Aids                            | 0                   | 0                   | 0                    | 0                   |
|           | GRANTS AND AIDS                                  | <u>0</u>            | <u>0</u>            | <u>0</u>             | <u>0</u>            |
| 59101     | Transfers  | 0                   | 0                   | 0                    | 0                   |
| 59801     | Reserves   | 0                   | 0                   | 0                    | 0                   |
|           | NON-OPERATING COSTS                              | <u>0</u>            | <u>0</u>            | <u>0</u>             | <u>0</u>            |
|           | TOTAL BUDGET                                     | <u>\$ 3,431,269</u> | <u>\$ 3,359,313</u> | <u>\$ 3,801,666</u>  | <u>\$ 3,801,666</u> |
| RESOURCES |  |                     |                     |                      |                     |
|           | General Fund Revenues                            | \$ 3,431,269        | \$ 3,359,313        | \$ 3,801,666         | \$ 3,801,666        |
|           | TOTAL REVENUES                                   | <u>\$ 3,431,269</u> | <u>\$ 3,359,313</u> | <u>\$ 3,801,666</u>  | <u>\$ 3,801,666</u> |

FUND: 115 - Article V/Fines & Forfeitures  
 FUNCTION: Public Safety  
 ACTIVITY: Law Enforcement

DEPARTMENT: Sheriff  
 DIVISION: Sheriff  
 COST CENTER: 540112 - Deputies Training & Education

| Account   | Title  | Actual<br>FY 18-19 | Adopted<br>FY 19-20 | Proposed<br>FY 20-21 | Adopted<br>FY 20-21 |
|-----------|--|--------------------|---------------------|----------------------|---------------------|
| 51101     | Executive Salaries                               | \$ 0               | \$ 0                | \$ 0                 | \$ 0                |
| 51201     | Regular Salaries & Wages                         | 0                  | 0                   | 0                    | 0                   |
| 51301     | Other Salaries & Wages                           | 0                  | 0                   | 0                    | 0                   |
| 51401     | Overtime   | 0                  | 0                   | 0                    | 0                   |
| 51501     | Special pay                                      | 0                  | 0                   | 0                    | 0                   |
| 52101     | FICA Taxes                                       | 0                  | 0                   | 0                    | 0                   |
| 52201     | Retirement Contributions                         | 0                  | 0                   | 0                    | 0                   |
| 52301     | Life & Health Insurance                          | 0                  | 0                   | 0                    | 0                   |
| 52401     | Workers' Compensation                            | 0                  | 0                   | 0                    | 0                   |
| 52501     | Unemployment Compensation                        | 0                  | 0                   | 0                    | 0                   |
|           | PERSONNEL COSTS                                  | <u>0</u>           | <u>0</u>            | <u>0</u>             | <u>0</u>            |
| 53101     | Professional Services                            | 0                  | 0                   | 0                    | 0                   |
| 53201     | Accounting & Auditing                            | 0                  | 0                   | 0                    | 0                   |
| 53301     | Court Reporter Services                          | 0                  | 0                   | 0                    | 0                   |
| 53401     | Other Contractual Services                       | 0                  | 0                   | 0                    | 0                   |
| 53501     | Investigations                                   | 0                  | 0                   | 0                    | 0                   |
| 53601     | Pension Benefits                                 | 0                  | 0                   | 0                    | 0                   |
| 54001     | Travel & Per Diem                                | 0                  | 0                   | 0                    | 0                   |
| 54101     | Communications                                   | 0                  | 0                   | 0                    | 0                   |
| 54201     | Postage & Freight                                | 0                  | 0                   | 0                    | 0                   |
| 54301     | Utility Services                                 | 0                  | 0                   | 0                    | 0                   |
| 54401     | Rentals & Leases                                 | 0                  | 0                   | 0                    | 0                   |
| 54501     | Insurance  | 0                  | 0                   | 0                    | 0                   |
| 54601     | Repair & Maintenance Services                    | 0                  | 0                   | 0                    | 0                   |
| 54701     | Printing & Binding                               | 0                  | 0                   | 0                    | 0                   |
| 54801     | Promotional Activities                           | 0                  | 0                   | 0                    | 0                   |
| 54901     | Other Current Charges & Obligations              | 0                  | 0                   | 0                    | 0                   |
| 54931     | Host Ordinance                                   | 0                  | 0                   | 0                    | 0                   |
| 55101     | Office Supplies                                  | 0                  | 0                   | 0                    | 0                   |
| 55201     | Operating Supplies                               | 0                  | 0                   | 0                    | 0                   |
| 55301     | Road Materials & Supplies                        | 0                  | 0                   | 0                    | 0                   |
| 55401     | Books, Publications, Subscriptions & Memberships | 0                  | 0                   | 0                    | 0                   |
| 55501     | Training and Registrations                       | 0                  | 57,000              | 47,500               | 47,500              |
| 55801     | Bad Debt   | 0                  | 0                   | 0                    | 0                   |
| 55901     | Depreciation                                     | 0                  | 0                   | 0                    | 0                   |
|           | OPERATING COSTS                                  | <u>0</u>           | <u>57,000</u>       | <u>47,500</u>        | <u>47,500</u>       |
| 56101     | Land   | 0                  | 0                   | 0                    | 0                   |
| 56201     | Buildings  | 0                  | 0                   | 0                    | 0                   |
| 56301     | Improvements Other Than Buildings                | 0                  | 0                   | 0                    | 0                   |
| 56401     | Machinery & Equipment                            | 0                  | 0                   | 0                    | 0                   |
| 56501     | Construction in Progress                         | 0                  | 0                   | 0                    | 0                   |
| 56601     | Books, Publications & Library Materials          | 0                  | 0                   | 0                    | 0                   |
|           | CAPITAL OUTLAY                                   | <u>0</u>           | <u>0</u>            | <u>0</u>             | <u>0</u>            |
| 57101     | Principal  | 0                  | 0                   | 0                    | 0                   |
| 57201     | Interest   | 0                  | 0                   | 0                    | 0                   |
| 57301     | Other Debt Service Costs                         | 0                  | 0                   | 0                    | 0                   |
|           | DEBT SERVICE                                     | <u>0</u>           | <u>0</u>            | <u>0</u>             | <u>0</u>            |
| 58101     | Aids to Governmental Agencies                    | 0                  | 0                   | 0                    | 0                   |
| 58201     | Aids to Private Organizations                    | 0                  | 0                   | 0                    | 0                   |
| 58301     | Other Grants and Aids                            | 0                  | 0                   | 0                    | 0                   |
|           | GRANTS AND AIDS                                  | <u>0</u>           | <u>0</u>            | <u>0</u>             | <u>0</u>            |
| 59101     | Transfers  | 0                  | 0                   | 0                    | 0                   |
| 59801     | Reserves   | 0                  | 0                   | 0                    | 0                   |
|           | NON-OPERATING COSTS                              | <u>0</u>           | <u>0</u>            | <u>0</u>             | <u>0</u>            |
|           | TOTAL BUDGET                                     | <u>\$ 0</u>        | <u>\$ 57,000</u>    | <u>\$ 47,500</u>     | <u>\$ 47,500</u>    |
| RESOURCES |  |                    |                     |                      |                     |
|           | Deputies Training & Education                    | \$ 65,011          | \$ 60,000           | \$ 50,000            | \$ 50,000           |
|           | Interest   | 0                  | 0                   | 0                    | 0                   |
|           | Fund Balance                                     | (65,011)           | 0                   | 0                    | 0                   |
|           | Less 5%  | 0                  | (3,000)             | (2,500)              | (2,500)             |
|           | TOTAL REVENUES                                   | <u>\$ 0</u>        | <u>\$ 57,000</u>    | <u>\$ 47,500</u>     | <u>\$ 47,500</u>    |

FUND: 130 - Handicapped Parking Fines  
 FUNCTION: Public Safety  
 ACTIVITY: Law Enforcement

DEPARTMENT: Sheriff  
 DIVISION: Sheriff  
 COST CENTER: 540104 - Handicapped Parking

| Account   | Title                                   | Actual<br>FY 18-19 | Adopted<br>FY 19-20 | Proposed<br>FY 20-21 | Adopted<br>FY 20-21 |
|-----------|---|--------------------|---------------------|----------------------|---------------------|
| 51101     | Executive Salaries                      | \$ 0               | \$ 0                | \$ 0                 | 0                   |
| 51201     | Regular Salaries & Wages                | 0                  | 0                   | 0                    | 0                   |
| 51301     | Other Salaries & Wages                  | 0                  | 0                   | 0                    | 0                   |
| 51401     | Overtime                                | 0                  | 0                   | 0                    | 0                   |
| 51501     | Special pay                             | 0                  | 0                   | 0                    | 0                   |
| 52101     | FICA Taxes                              | 0                  | 0                   | 0                    | 0                   |
| 52201     | Retirement Contributions                | 0                  | 0                   | 0                    | 0                   |
| 52301     | Life & Health Insurance                 | 0                  | 0                   | 0                    | 0                   |
| 52401     | Workers' Compensation                   | 0                  | 0                   | 0                    | 0                   |
| 52501     | Unemployment Compensation               | 0                  | 0                   | 0                    | 0                   |
|           | PERSONNEL COSTS                         | <u>0</u>           | <u>0</u>            | <u>0</u>             | <u>0</u>            |
| 53101     | Professional Services                   | 0                  | 0                   | 0                    | 0                   |
| 53201     | Accounting & Auditing                   | 0                  | 0                   | 0                    | 0                   |
| 53301     | Court Reporter Services                 | 0                  | 0                   | 0                    | 0                   |
| 53401     | Other Contractual Services              | 0                  | 0                   | 0                    | 0                   |
| 53501     | Investigations                          | 0                  | 0                   | 0                    | 0                   |
| 53601     | Pension Benefits                        | 0                  | 0                   | 0                    | 0                   |
| 54001     | Travel & Per Diem                       | 0                  | 0                   | 0                    | 0                   |
| 54101     | Communications                          | 0                  | 0                   | 0                    | 0                   |
| 54201     | Freight & Postage Services              | 0                  | 0                   | 0                    | 0                   |
| 54301     | Utility Services                        | 0                  | 0                   | 0                    | 0                   |
| 54401     | Rentals & Leases                        | 0                  | 0                   | 0                    | 0                   |
| 54501     | Insurance                               | 0                  | 0                   | 0                    | 0                   |
| 54601     | Repair & Maintenance Services           | 0                  | 0                   | 0                    | 0                   |
| 54701     | Printing & Binding                      | 0                  | 0                   | 0                    | 0                   |
| 54801     | Promotional Activities                  | 0                  | 0                   | 0                    | 0                   |
| 54901     | Other Current Charges & Obligations     | 0                  | 0                   | 0                    | 0                   |
| 54931     | Host Account                            | 0                  | 0                   | 0                    | 0                   |
| 55101     | Office Supplies                         | 0                  | 0                   | 0                    | 0                   |
| 55201     | Operating Supplies                      | 0                  | 3,182               | 3,182                | 3,182               |
| 55301     | Road Materials & Supplies               | 0                  | 0                   | 0                    | 0                   |
| 55401     | Books, Pubs, & Subs                     | 0                  | 0                   | 0                    | 0                   |
| 55501     | Training & Registrations                | 0                  | 0                   | 0                    | 0                   |
| 55801     | Bad Debt                                | 0                  | 0                   | 0                    | 0                   |
| 55901     | Depreciation                            | 0                  | 0                   | 0                    | 0                   |
|           | OPERATING COSTS                         | <u>0</u>           | <u>3,182</u>        | <u>3,182</u>         | <u>3,182</u>        |
| 56101     | Land                                    | 0                  | 0                   | 0                    | 0                   |
| 56201     | Buildings                               | 0                  | 0                   | 0                    | 0                   |
| 56301     | Improvements Other Than Buildings       | 0                  | 0                   | 0                    | 0                   |
| 56401     | Machinery & Equipment                   | 0                  | 0                   | 0                    | 0                   |
| 56501     | Construction in Progress                | 0                  | 0                   | 0                    | 0                   |
| 56601     | Books, Publications & Library Materials | 0                  | 0                   | 0                    | 0                   |
|           | CAPITAL OUTLAY                          | <u>0</u>           | <u>0</u>            | <u>0</u>             | <u>0</u>            |
| 57101     | Principal                               | 0                  | 0                   | 0                    | 0                   |
| 57201     | Interest                                | 0                  | 0                   | 0                    | 0                   |
| 57301     | Other Debt Service Costs                | 0                  | 0                   | 0                    | 0                   |
|           | DEBT SERVICE                            | <u>0</u>           | <u>0</u>            | <u>0</u>             | <u>0</u>            |
| 58101     | Aids to Governmental Agencies           | 0                  | 0                   | 0                    | 0                   |
| 58201     | Aids to Private Organizations           | 0                  | 0                   | 0                    | 0                   |
| 58301     | Other Grants and Aids                   | 0                  | 0                   | 0                    | 0                   |
|           | GRANTS AND AIDS                         | <u>0</u>           | <u>0</u>            | <u>0</u>             | <u>0</u>            |
| 59101     | Transfers                               | 0                  | 0                   | 0                    | 0                   |
| 59801     | Reserves                                | 0                  | 0                   | 0                    | 0                   |
|           | NON-OPERATING COSTS                     | <u>0</u>           | <u>0</u>            | <u>0</u>             | <u>0</u>            |
|           | TOTAL BUDGET                            | <u>\$ 0</u>        | <u>\$ 3,182</u>     | <u>\$ 3,182</u>      | <u>\$ 3,182</u>     |
| RESOURCES |   |                    |                     |                      |                     |
|           | Handicapped Parking Fines               | \$ 0               | \$ 3,350            | \$ 3,350             | 3,350               |
|           | Interest                                | 0                  | 0                   | 0                    | 0                   |
|           | Fund Balance                            | 0                  | 0                   | 0                    | 0                   |
|           | Less 5%                                 | 0                  | (168)               | (168)                | (168)               |
|           | TOTAL REVENUES                          | <u>\$ 0</u>        | <u>\$ 3,182</u>     | <u>\$ 3,182</u>      | <u>\$ 3,182</u>     |

**DEPARTMENT BUDGET SUMMARY**

**DEPARTMENT:** PROPERTY APPRAISER  
**FUND:** 001

---

**MISSION STATEMENT**

---

The office of the Property Appraiser is responsible for the determination of values of all real and tangible property within Escambia County as required by the laws of the State of Florida and rules and regulations of the Florida Department of Revenue. This Office is responsible for placing these values on the tax rolls, for submitting the rolls to the Department of Revenue for approval, and for the certification of the rolls to the Tax Collector for the collection of taxes. In addition, the Office of the Property Appraiser assists all residents and qualified organizations with the establishment or renewal of homestead and other exemptions.

|                              | 2019               | 2020               | 2021               | 2021               |
|------------------------------|--------------------|--------------------|--------------------|--------------------|
| <b>SUMMARY OF RESOURCES:</b> | <u>Actual</u>      | <u>Adopted</u>     | <u>Proposed</u>    | <u>Adopted</u>     |
| Positions                    | 71                 | 71                 | 71                 | 71                 |
| Personal Services            | \$4,948,508        | \$5,323,107        | \$5,667,054        | \$5,518,463        |
| Operating Costs              | 947,064            | 801,900            | 801,900            | 801,900            |
| Capital Outlay               | 4,994              | 0                  | 0                  | 0                  |
| Debt Service                 | 0                  | 0                  | 0                  | 0                  |
| Non Operating Costs          | 0                  | 188,573            | 60,000             | 211,511            |
| <b>TOTALS</b>                | <u>\$5,900,566</u> | <u>\$6,313,580</u> | <u>\$6,528,954</u> | <u>\$6,531,874</u> |
| <b>SOURCES OF FUNDING:</b>   |                    |                    |                    |                    |
| Fund 001                     | \$5,900,566        | \$6,299,541        | \$6,514,587        | \$6,517,507        |
| NWFL Management Fee          |                    | 14,039             | 14,367             | 14,367             |
| <b>TOTALS</b>                | <u>\$5,900,566</u> | <u>\$6,313,580</u> | <u>\$6,528,954</u> | <u>\$6,531,874</u> |

---

**SIGNIFICANT CHANGES FOR 2020-2021**

---

A budget increase of 3.46% is included as part of the Adopted Budget. The NWFL Management Fee component of the Property Appraiser's budget has been broken out moving forward.

FUND: 001 - General  
 FUNCTION: Other Uses  
 ACTIVITY: 59702 - Transfer Out/Const Officers

DEPARTMENT: Property Appraiser  
 DIVISION: Property Appraiser  
 COST CENTER: 510101 - Administration

| Account   | Title  | Actual<br>FY 18-19 | Adopted<br>FY 19-20 | Proposed<br>FY 20-21 | Adopted<br>FY 20-21 |
|-----------|--|--------------------|---------------------|----------------------|---------------------|
| 51101     | Executive Salaries                               | \$ 145,021         | \$ 145,843          | \$ 145,843           | \$ 152,061          |
| 51201     | Regular Salaries & Wages                         | 3,254,959          | 3,594,742           | 3,813,662            | 3,702,584           |
| 51301     | Other Salaries & Wages                           | 31,635             | 7,500               | 7,500                | 7,500               |
| 51401     | Overtime   | 0                  | 0                   | 0                    | 0                   |
| 51501     | Special pay                                      | 100,000            | 98,000              | 100,000              | 100,000             |
| 52101     | FICA Taxes                                       | 267,166            | 293,423             | 310,621              | 302,214             |
| 52201     | Retirement Contributions                         | 405,363            | 448,555             | 553,292              | 517,968             |
| 52301     | Life & Health Insurance                          | 716,289            | 710,000             | 710,000              | 710,000             |
| 52401     | Workers' Compensation                            | 28,075             | 22,544              | 23,636               | 23,636              |
| 52501     | Unemployment Compensation                        | 0                  | 2,500               | 2,500                | 2,500               |
|           | PERSONNEL COSTS                                  | 4,948,508          | 5,323,107           | 5,667,054            | 5,518,463           |
| 53101     | Professional Services                            | 455,054            | 334,500             | 334,500              | 334,500             |
| 53201     | Accounting & Auditing                            | 3,150              | 4,000               | 4,000                | 4,000               |
| 53301     | Court Reporter Services                          | 0                  | 0                   | 0                    | 0                   |
| 53401     | Other Contractual Services                       | 0                  | 0                   | 0                    | 0                   |
| 53501     | Investigations                                   | 0                  | 0                   | 0                    | 0                   |
| 53601     | Pension Benefits                                 | 0                  | 0                   | 0                    | 0                   |
| 54001     | Travel & Per Diem                                | 183,674            | 172,390             | 172,390              | 172,390             |
| 54101     | Communications                                   | 25,168             | 37,000              | 37,000               | 37,000              |
| 54201     | Postage & Freight                                | 67,644             | 91,265              | 91,265               | 91,265              |
| 54301     | Utility Services                                 | 0                  | 0                   | 0                    | 0                   |
| 54401     | Rentals & Leases                                 | 2,971              | 5,000               | 5,000                | 5,000               |
| 54501     | Insurance  | 775                | 500                 | 500                  | 500                 |
| 54601     | Repair & Maintenance Services                    | 62,218             | 51,000              | 51,000               | 51,000              |
| 54701     | Printing & Binding                               | 15,238             | 28,000              | 28,000               | 28,000              |
| 54801     | Promotional Activities                           | 0                  | 0                   | 0                    | 0                   |
| 54901     | Other Current Charges & Obligations              | 498                | 2,100               | 2,100                | 2,100               |
| 55101     | Office Supplies                                  | 67,958             | 30,000              | 30,000               | 30,000              |
| 55201     | Operating Supplies                               | 288                | 0                   | 0                    | 0                   |
| 55301     | Road Materials & Supplies                        | 0                  | 0                   | 0                    | 0                   |
| 55401     | Books, Publications, Subscriptions & Memberships | 62,428             | 46,145              | 46,145               | 46,145              |
| 55501     | Training and Registrations                       | 0                  | 0                   | 0                    | 0                   |
| 55801     | Bad Debt   | 0                  | 0                   | 0                    | 0                   |
| 55901     | Depreciation                                     | 0                  | 0                   | 0                    | 0                   |
|           | OPERATING COSTS                                  | 947,064            | 801,900             | 801,900              | 801,900             |
| 56101     | Land   | 0                  | 0                   | 0                    | 0                   |
| 56201     | Buildings  | 0                  | 0                   | 0                    | 0                   |
| 56301     | Improvements Other Than Buildings                | 0                  | 0                   | 0                    | 0                   |
| 56401     | Machinery & Equipment                            | 4,994              | 0                   | 0                    | 0                   |
| 56501     | Construction in Progress                         | 0                  | 0                   | 0                    | 0                   |
| 56601     | Books, Publications & Library Materials          | 0                  | 0                   | 0                    | 0                   |
|           | CAPITAL OUTLAY                                   | 4,994              | 0                   | 0                    | 0                   |
| 57101     | Principal  | 0                  | 0                   | 0                    | 0                   |
| 57201     | Interest   | 0                  | 0                   | 0                    | 0                   |
| 57301     | Other Debt Service Costs                         | 0                  | 0                   | 0                    | 0                   |
|           | DEBT SERVICE                                     | 0                  | 0                   | 0                    | 0                   |
| 58101     | Aids to Governmental Agencies                    | 0                  | 0                   | 0                    | 0                   |
| 58201     | Aids to Private Organizations                    | 0                  | 0                   | 0                    | 0                   |
| 58301     | Other Grants and Aids                            | 0                  | 0                   | 0                    | 0                   |
|           | GRANTS AND AIDS                                  | 0                  | 0                   | 0                    | 0                   |
| 59101     | Transfers  | 0                  | 0                   | 0                    | 0                   |
| 59801     | Reserves   | 0                  | 188,573             | 60,000               | 211,511             |
|           | NON-OPERATING COSTS                              | 0                  | 188,573             | 60,000               | 211,511             |
|           | TOTAL BUDGET                                     | \$ 5,900,566       | \$ 6,313,580        | \$ 6,528,954         | \$ 6,531,874        |
| RESOURCES |  |                    |                     |                      |                     |
|           | General Fund Revenues                            | \$ 5,960,566       | \$ 6,299,541        | \$ 6,514,587         | \$ 6,517,507        |
|           | NWFL Management Fee                              |                    | 14,039              | 14,367               | 14,367              |
|           | TOTAL REVENUES                                   | \$ 5,960,566       | \$ 6,313,580        | \$ 6,528,954         | \$ 6,531,874        |

**DEPARTMENT BUDGET SUMMARY**

**DEPARTMENT:** TAX COLLECTOR  
**FUND:** 001

---

**MISSION STATEMENT**

---

The mission of the Tax Collector's Office is the collection and distribution of property tax receipts for all taxing authorities within Escambia County. The Tax Collector's Office also collects various required license fees assessed by the State of Florida for specific services. The Tax Collector serves as agent for registering and titling motor vehicles and vessels, and issues driver licenses, fishing and hunting licenses, local business tax receipts, processes concealed weapons license applications and renewals, and issues birth certificates.

|                              | 2019               | 2020               | 2021               | 2021               |
|------------------------------|--------------------|--------------------|--------------------|--------------------|
| <b>SUMMARY OF RESOURCES:</b> | <u>Actual</u>      | <u>Adopted</u>     | <u>Proposed</u>    | <u>Adopted</u>     |
| Positions                    | 104                | 105                | 105                | 105                |
| Personal Services            | \$6,296,001        | \$6,855,822        | \$6,915,041        | \$6,921,657        |
| Operating Costs              | 1,518,264          | 1,732,593          | 1,756,633          | 1,756,633          |
| Capital Outlay               | 39,144             | 2500               | 15,900             | 15,900             |
| Debt Service                 | 0                  | 0                  | 0                  | 0                  |
| <b>TOTALS</b>                | <b>\$7,853,409</b> | <b>\$8,590,915</b> | <b>\$8,687,574</b> | <b>\$8,694,190</b> |

**SOURCES OF FUNDING:**

|               |                    |                    |                    |                    |
|---------------|--------------------|--------------------|--------------------|--------------------|
| Fund 001      | 4,634,025          | 4,887,379          | 5,176,453          | 5,183,069          |
| Fees          | 3,219,384          | 3,703,536          | 3,511,121          | 3,511,121          |
| <b>TOTALS</b> | <b>\$7,853,409</b> | <b>\$8,590,915</b> | <b>\$8,687,574</b> | <b>\$8,694,190</b> |

---

**SIGNIFICANT CHANGES FOR 2020-2021**

---

The Tax Collector is a fee officer whose budget is approved by the Department of Revenue. The Board of County Commissioners pays a fee to the Tax Collector for collection of property taxes and local business tax receipts based on a formula in Florida Statute 192.091. The remainder of the Tax Collector's budget is funded by fees earned for collecting taxes and providing services for other governmental agencies, such as the Department of Highway Safety and Motor Vehicles, Department of Revenue, Florida Fish and Wildlife Commission, Department of Agriculture, Department of Health, Northwest Florida Water Management District, and the City of Pensacola.

FUND: 001 - General  
 FUNCTION: Other Uses  
 ACTIVITY: 59702 - Transfer Out/Constitutional Officer

DEPARTMENT: Tax Collector  
 DIVISION: Tax Collector  
 COST CENTER: 520101 - Administration

| Account | Title  | Actual<br>FY 18-19  | Adopted<br>FY 19-20 | Proposed<br>FY 20-21 | Adopted<br>FY 20-21 |
|---------|--|---------------------|---------------------|----------------------|---------------------|
| 51101   | Executive Salaries                               | \$ 145,021          | \$ 145,843          | \$ 145,843           | \$ 150,061          |
| 51201   | Regular Salaries & Wages                         | 4,395,801           | 4,803,688           | 4,803,687            | 4,803,687           |
| 51301   | Other Salaries & Wages                           | 29,004              | 41,542              | 41,542               | 41,542              |
| 51401   | Overtime   | 0                   | 0                   | 0                    | 0                   |
| 51501   | Special pay                                      | 0                   | 0                   | 0                    | 0                   |
| 52101   | FICA Taxes                                       | 332,434             | 381,022             | 381,316              | 381,639             |
| 52201   | Retirement Contributions                         | 508,101             | 554,620             | 613,547              | 615,622             |
| 52301   | Life & Health Insurance                          | 873,590             | 920,000             | 920,000              | 920,000             |
| 52401   | Workers' Compensation                            | 8,750               | 9,107               | 9,106                | 9,106               |
| 52501   | Unemployment Compensation                        | 3,300               | 0                   | 0                    | 0                   |
|         | PERSONNEL COSTS                                  | <u>6,296,001</u>    | <u>6,855,822</u>    | <u>6,915,041</u>     | <u>6,921,657</u>    |
| 53101   | Professional Services                            | 17,151              | 25,000              | 25,000               | 25,000              |
| 53201   | Accounting & Auditing                            | 0                   | 0                   | 0                    | 0                   |
| 53301   | Court Reporter Services                          | 0                   | 0                   | 0                    | 0                   |
| 53401   | Other Contractual Services                       | 53,133              | 48,150              | 48,150               | 48,150              |
| 53501   | Investigations                                   | 0                   | 0                   | 0                    | 0                   |
| 53601   | Pension Benefits                                 | 0                   | 0                   | 0                    | 0                   |
| 54001   | Travel & Per Diem                                | 29,956              | 32,224              | 32,224               | 32,224              |
| 54101   | Communications                                   | 86,876              | 87,442              | 87,442               | 87,442              |
| 54201   | Postage & Freight                                | 373,063             | 433,598             | 433,598              | 433,598             |
| 54301   | Utility Services                                 | 49,604              | 65,500              | 65,500               | 65,500              |
| 54401   | Rentals & Leases                                 | 331,640             | 385,590             | 385,590              | 385,590             |
| 54501   | Insurance  | 9,256               | 10,245              | 10,245               | 10,245              |
| 54601   | Repair & Maintenance Services                    | 429,647             | 490,374             | 514,414              | 514,414             |
| 54701   | Printing & Binding                               | 9,637               | 17,000              | 17,000               | 17,000              |
| 54801   | Promotional Activities                           | 0                   | 0                   | 0                    | 0                   |
| 54901   | Other Current Charges & Obligations              | 16,348              | 24,000              | 24,000               | 24,000              |
| 55101   | Office Supplies                                  | 93,955              | 80,000              | 80,000               | 80,000              |
| 55201   | Operating Supplies                               | 462                 | 1,200               | 1,200                | 1,200               |
| 55301   | Road Materials & Supplies                        | 0                   | 0                   | 0                    | 0                   |
| 55401   | Books, Publications, Subscriptions & Memberships | 17,536              | 32,270              | 32,270               | 32,270              |
| 55501   | Training and Registrations                       | 0                   | 0                   | 0                    | 0                   |
| 55801   | Bad Debt   | 0                   | 0                   | 0                    | 0                   |
| 55901   | Depreciation                                     | 0                   | 0                   | 0                    | 0                   |
|         | OPERATING COSTS                                  | <u>1,518,264</u>    | <u>1,732,593</u>    | <u>1,756,633</u>     | <u>1,756,633</u>    |
| 56101   | Land   | 0                   | 0                   | 0                    | 0                   |
| 56201   | Buildings  | 39,144              | 2,500               | 15,900               | 15,900              |
| 56301   | Improvements Other Than Buildings                | 0                   | 0                   | 0                    | 0                   |
| 56401   | Machinery & Equipment                            | 0                   | 0                   | 0                    | 0                   |
| 56501   | Construction in Progress                         | 0                   | 0                   | 0                    | 0                   |
| 56601   | Books, Publications & Library Materials          | 0                   | 0                   | 0                    | 0                   |
|         | CAPITAL OUTLAY                                   | <u>39,144</u>       | <u>2,500</u>        | <u>15,900</u>        | <u>15,900</u>       |
| 57101   | Principal  | 0                   | 0                   | 0                    | 0                   |
| 57201   | Interest   | 0                   | 0                   | 0                    | 0                   |
| 57301   | Other Debt Service Costs                         | 0                   | 0                   | 0                    | 0                   |
|         | DEBT SERVICE                                     | <u>0</u>            | <u>0</u>            | <u>0</u>             | <u>0</u>            |
| 58101   | Aids to Governmental Agencies                    | 0                   | 0                   | 0                    | 0                   |
| 58201   | Aids to Private Organizations                    | 0                   | 0                   | 0                    | 0                   |
| 58301   | Other Grants and Aids                            | 0                   | 0                   | 0                    | 0                   |
|         | GRANTS AND AIDS                                  | <u>0</u>            | <u>0</u>            | <u>0</u>             | <u>0</u>            |
| 59101   | Transfers  | 0                   | 0                   | 0                    | 0                   |
| 59801   | Reserves   | 0                   | 0                   | 0                    | 0                   |
|         | NON-OPERATING COSTS                              | <u>0</u>            | <u>0</u>            | <u>0</u>             | <u>0</u>            |
|         | TOTAL BUDGET                                     | <u>\$ 7,853,409</u> | <u>\$ 8,590,915</u> | <u>\$ 8,687,574</u>  | <u>\$ 8,694,190</u> |

RESOURCES

|                       |                     |                     |                     |                     |
|-----------------------|---------------------|---------------------|---------------------|---------------------|
| General Fund Revenues | \$ 4,634,025        | \$ 4,887,381        | \$ 5,176,453        | \$ 5,183,069        |
| Commissions           | 3,219,384           | 3,703,534           | 3,511,121           | 3,511,121           |
| TOTAL REVENUES        | <u>\$ 7,853,409</u> | <u>\$ 8,590,915</u> | <u>\$ 8,687,574</u> | <u>\$ 8,694,190</u> |



**DEPARTMENT BUDGET SUMMARY**

**DEPARTMENT:** SUPERVISOR OF ELECTIONS  
**FUND:** 001

---

**MISSION STATEMENT**

---

To ensure all qualified citizens are free to exercise their fundamental right to vote in open, impartial and secure elections.

|                              | 2019               | 2020               | 2021               | 2021               |
|------------------------------|--------------------|--------------------|--------------------|--------------------|
| <b>SUMMARY OF RESOURCES:</b> | <u>Actual</u>      | <u>Adopted</u>     | <u>Proposed</u>    | <u>Adopted</u>     |
| Positions                    | 15                 | 15                 | 15                 | 15                 |
| Personal Services            | \$1,250,606        | \$1,637,205        | \$1,474,726        | \$1,474,726        |
| Operating Costs              | 716,486            | 1,139,920          | 1,178,375          | 1,178,375          |
| Capital Outlay               | 2,800              | 29,000             | 0                  | 0                  |
| Debt Service                 | 0                  | 0                  | 0                  | 0                  |
| <b>TOTALS</b>                | <b>\$1,969,892</b> | <b>\$2,806,125</b> | <b>\$2,653,101</b> | <b>\$2,653,101</b> |

**SOURCES OF FUNDING:**

|          |             |             |             |             |
|----------|-------------|-------------|-------------|-------------|
| Fund 001 | \$1,969,892 | \$2,806,125 | \$2,653,101 | \$2,653,101 |
|----------|-------------|-------------|-------------|-------------|

---

**PROGRAM DESCRIPTION**

---

The Supervisor of Elections has responsibility for all matters pertaining to the registration of electors and qualifications of candidates seeking public office, including the provision of necessary facilities to permit County residents to register and vote in all public elections. The Supervisor of Elections supervises all pertinent County registration and election activities as mandated by State law. As custodian of the County's voting equipment, the Supervisor of Elections has responsibility for providing voting equipment and associated services necessary for the efficient conduct of local elections.

---

**GOALS & OBJECTIVES - AT RECOMMENDED FUNDING LEVELS**

---

1. Administer all election laws of the State of Florida.
2. Process all registration applications accurately, quickly, and efficiently.
3. Maintain the highest levels of customer service.
4. Enhance physical security, cybersecurity and resiliency throughout our office and infrastructure.
5. Maintain voter data base as required by the Florida Department of State, Division of Elections.
6. Conduct biennial list maintenance activities pursuant to Federal and Florida law.
7. Process documents and reports for local committees, elected officials and candidates.
8. Process financial disclosure reports for local officials.
9. Conduct voter outreach, registration drives, and education programs.
10. Conduct school and community elections.
11. Ensure all polling locations are accessible to voters as required by state and federal law.
12. Recruit and train more than 500 election workers for each election.
13. Complete the transition to the new training and equipment warehouse.
14. Provide professional training and continuing education for office personnel.
15. Fulfill the requirements to provide bilingual services as required.

---

**SIGNIFICANT CHANGES FOR 2020 - 2021**

---

There is a 5.45% budget reduction for FY20/21. The Supervisor of Elections Office has combined its Administration and Poll Worker's cost center into a single cost center for cost tracking purposes.

FUND: 001 - General  
 FUNCTION: Other Uses  
 ACTIVITY: 59702 - Transfer Out Const Officer

DEPARTMENT: Supervisor of Elections  
 DIVISION: Supervisor of Elections  
 COST CENTER: 550101 - Administration

| Account   | Title                                   | Actual<br>FY 18-19 | Adopted<br>FY 19-20 | Proposed<br>FY 20-21 | Adopted<br>FY 20-21 |
|-----------|---|--------------------|---------------------|----------------------|---------------------|
| 51101     | Executive Salaries                      | \$ 145,021         | \$ 143,843          | \$ 150,218           | \$ 150,218          |
| 51201     | Regular Salaries & Wages                | 596,347            | 758,803             | 733,347              | 733,347             |
| 51301     | Other Salaries & Wages                  | 163,162            | 308,839             | 175,000              | 175,000             |
| 51401     | Overtime                                | 15,118             | 25,000              | 25,000               | 25,000              |
| 51501     | Special pay                             | 600                | 600                 | 600                  | 600                 |
| 52101     | FICA Taxes                              | 64,254             | 95,403              | 82,940               | 82,940              |
| 52201     | Retirement Contributions                | 126,918            | 152,651             | 155,963              | 155,963             |
| 52301     | Life & Health Insurance                 | 136,642            | 150,000             | 150,000              | 150,000             |
| 52401     | Workers' Compensation                   | 2,544              | 2,066               | 1,658                | 1,658               |
| 52501     | Unemployment Compensation               | 0                  | 0                   | 0                    | 0                   |
|           | PERSONNEL COSTS                         | 1,250,606          | 1,637,205           | 1,474,726            | 1,474,726           |
| 53101     | Professional Services                   | 17,855             | 9,600               | 7,050                | 7,050               |
| 53201     | Accounting & Auditing                   | 0                  | 0                   | 0                    | 0                   |
| 53301     | Court Reporter Services                 | 0                  | 0                   | 0                    | 0                   |
| 53401     | Other Contractual Services              | 110,227            | 293,950             | 257,075              | 257,075             |
| 53501     | Investigations                          | 0                  | 0                   | 0                    | 0                   |
| 53601     | Pension Benefits                        | 0                  | 0                   | 0                    | 0                   |
| 54001     | Travel & Per Diem                       | 12,405             | 11,600              | 14,850               | 14,850              |
| 54101     | Communications                          | 49,087             | 13,650              | 26,080               | 26,080              |
| 54201     | Postage & Freight                       | 94,054             | 191,000             | 211,200              | 211,200             |
| 54301     | Utility Services                        | 380                | 0                   | 0                    | 0                   |
| 54401     | Rentals & Leases                        | 21,681             | 44,250              | 36,400               | 36,400              |
| 54501     | Insurance                               | 2,190              | 0                   | 3,000                | 3,000               |
| 54601     | Repair & Maintenance Services           | 84,840             | 120,200             | 128,175              | 128,175             |
| 54701     | Printing & Binding                      | 99,273             | 213,100             | 174,700              | 174,700             |
| 54801     | Promotional Activities                  | 26,361             | 23,650              | 35,600               | 35,600              |
| 54901     | Other Current Charges & Obligations     | 128,998            | 160,200             | 196,800              | 196,800             |
| 54931     | Host Ordinance                          | 1,481              | 1,600               | 1,350                | 1,350               |
| 55101     | Office Supplies                         | 36,239             | 16,550              | 17,850               | 17,850              |
| 55201     | Operating Supplies                      | 19,099             | 25,325              | 52,725               | 52,725              |
| 55204     | Fuel                                    | 1,273              | 2,000               | 2,000                | 2,000               |
| 55401     | Books, Pubs, & Subs                     | 5,391              | 5,700               | 5,200                | 5,200               |
| 55501     | Training & Registrations                | 5,651              | 7,545               | 8,320                | 8,320               |
| 55801     | Bad Debt                                | 0                  | 0                   | 0                    | 0                   |
| 55901     | Depreciation                            | 0                  | 0                   | 0                    | 0                   |
|           | OPERATING COSTS                         | 716,486            | 1,139,920           | 1,178,375            | 1,178,375           |
| 56101     | Land                                    | 0                  | 0                   | 0                    | 0                   |
| 56201     | Buildings                               | 0                  | 0                   | 0                    | 0                   |
| 56301     | Improvements Other Than Buildings       | 0                  | 0                   | 0                    | 0                   |
| 56401     | Machinery & Equipment                   | 2,800              | 29,000              | 0                    | 0                   |
| 56501     | Construction in Progress                | 0                  | 0                   | 0                    | 0                   |
| 56601     | Books, Publications & Library Materials | 0                  | 0                   | 0                    | 0                   |
|           | CAPITAL OUTLAY                          | 2,800              | 29,000              | 0                    | 0                   |
| 57101     | Principal                               | 0                  | 0                   | 0                    | 0                   |
| 57201     | Interest                                | 0                  | 0                   | 0                    | 0                   |
| 57301     | Other Debt Service Costs                | 0                  | 0                   | 0                    | 0                   |
|           | DEBT SERVICE                            | 0                  | 0                   | 0                    | 0                   |
| 58101     | Aids to Governmental Agencies           | 0                  | 0                   | 0                    | 0                   |
| 58201     | Aids to Private Organizations           | 0                  | 0                   | 0                    | 0                   |
| 58301     | Other Grants and Aids                   | 0                  | 0                   | 0                    | 0                   |
|           | GRANTS AND AIDS                         | 0                  | 0                   | 0                    | 0                   |
| 59101     | Transfers                               | 0                  | 0                   | 0                    | 0                   |
| 59801     | Reserves                                | 0                  | 0                   | 0                    | 0                   |
|           | NON-OPERATING COSTS                     | 0                  | 0                   | 0                    | 0                   |
|           | TOTAL BUDGET                            | \$ 1,969,892       | \$ 2,806,125        | \$ 2,653,101         | \$ 2,653,101        |
| RESOURCES |   |                    |                     |                      |                     |
|           | General Fund Revenues                   | \$ 1,969,892       | \$ 2,806,125        | \$ 2,653,101         | \$ 2,653,101        |
|           | TOTAL REVENUES                          | \$ 1,969,892       | \$ 2,806,125        | \$ 2,653,101         | \$ 2,653,101        |

## DEPARTMENT BUDGET SUMMARY

**DEPARTMENT:** CLERK OF THE CIRCUIT COURT AND COMPTROLLER  
**FUND:** 001

---

### MISSION STATEMENT

---

The mission for the Office of the Clerk of the Circuit Court and Comptroller is to serve the Citizens of Escambia County with the respect that each individual deserves when conducting business either in the court system or within the government services of Escambia County. It is the duty of this Office to invest funds wisely, as if they were our own: to properly account for transactions so as to protect the tax payers' assets; to attend the County Commission meetings to ensure that minutes are accurately recorded and published for ease of citizen review; and to maintain court records to allow for access to information to those who need to conduct their affairs as well as to serve the judiciary.

---

### GOALS & OBJECTIVES AT RECOMMENDED FUNDING LEVEL

---

The individual and collective goal of the Office of the Clerk of the Circuit Court and Comptroller is to meet and surpass the expectation of the citizens. By empowering staff with the knowledge and tools to do their job effectively, they are to serve the public with integrity and efficiency, whether it is to provide a court date, pay a vendor, or record a deed. It is with honor and pleasure that we strive to do our best in delivering stellar customer service.

**DEPARTMENT:** CLERK OF THE CIRCUIT COURT AND COMPTROLLER  
**FUND:** 001

|                              | 2019               | 2020               | 2021               | 2021               |
|------------------------------|--------------------|--------------------|--------------------|--------------------|
| <b>SUMMARY OF RESOURCES:</b> | <u>Actual</u>      | <u>Adopted</u>     | <u>Proposed</u>    | <u>Adopted</u>     |
| Positions                    | 42.59              | 42.60              | 42.60              | 42.60              |
| Personal Services            | \$2,424,838        | \$3,016,400        | \$3,129,600        | \$3,129,600        |
| Operating Costs              | 266,611            | 453,516            | 579,283            | 579,283            |
| Capital Outlay               | 73,367             | 53,500             | 0                  | 0                  |
| Debt Service                 | 0                  | 0                  | 0                  | 0                  |
| Non Operating Costs          | 0                  | 0                  | 0                  | 0                  |
| <b>TOTALS</b>                | <b>\$2,764,816</b> | <b>\$3,523,416</b> | <b>\$3,708,883</b> | <b>\$3,708,883</b> |
| <b>SOURCES OF FUNDING:</b>   |                    |                    |                    |                    |
| Fund 001                     | \$1,972,258        | \$3,169,549        | \$3,596,520        | \$3,596,520        |
| Clerk's Fees                 | 792,558            | 353,867            | 112,363            | 112,363            |
| <b>TOTALS</b>                | <b>\$2,764,816</b> | <b>\$3,523,416</b> | <b>\$3,708,883</b> | <b>\$3,708,883</b> |

---

**SIGNIFICANT CHANGES FOR 2020-2021**

---

For the 2020-2021 Fiscal Year, the Clerk of the Circuit Court and Comptroller's Office will include the Clerk to the Board of County Commissioners (BCC) and Finance Sections respectively. Compensated Absences will be included in the Clerk's personnel services budget. The Official Records Division is not included in the funding allocation of the BCC. However, Fees are net revenues that are available and transferred to the Comptroller (Fund 001) to offset the BCC allocation.

For the 2020-2021 Fiscal year, the Clerk of the Circuit Court and Comptroller's Office has increased the overall budget requested. Technology cost increases of \$90,000 include costs for the continued upgrade to the accounting system software and software agreements. \$75,000 is included for repairs and maintenance for Board designated projects.

For the 2019-2020 Fiscal year, the Clerk of the Circuit Court and Comptroller's Office had increased the overall budget requested, for increased technology costs and computer purchases associated with operations, which could not be absorbed.

FUND: 001 - General  
 FUNCTION: Other Uses  
 ACTIVITY: 59707 - Transfer Out/Cost Officer

DEPARTMENT: Clerk of the Circuit Court  
 DIVISION: Clerk of the Circuit Court  
 COST CENTER: 530101 - Administration

| Account   | Title  | Actual<br>FY 18-19  | Adopted<br>FY 19-20 | Proposed<br>FY 20-21 | Adopted<br>FY 20-21 |
|-----------|--|---------------------|---------------------|----------------------|---------------------|
| 51101     | Executive Salaries                               | \$ 72,510           | \$ 74,700           | \$ 75,100            | \$ 75,100           |
| 51201     | Regular Salaries & Wages                         | 1,689,761           | 2,058,100           | 2,152,100            | 2,152,100           |
| 51301     | Other Salaries & Wages                           | 15,424              | 39,000              | 43,200               | 43,200              |
| 51401     | Overtime   | 4,579               | 14,300              | 15,800               | 15,800              |
| 51501     | Special pay                                      | 0                   | 0                   | 0                    | 0                   |
| 52101     | FICA Taxes                                       | 135,181             | 167,400             | 174,800              | 174,800             |
| 52201     | Retirement Contributions                         | 207,083             | 259,800             | 269,000              | 269,000             |
| 52301     | Life & Health Insurance                          | 295,712             | 396,000             | 392,200              | 392,200             |
| 52401     | Workers' Compensation                            | 4,588               | 7,100               | 7,400                | 7,400               |
| 52501     | Unemployment Compensation                        | 0                   | 0                   | 0                    | 0                   |
|           | PERSONNEL COSTS                                  | <u>2,424,838</u>    | <u>3,016,400</u>    | <u>3,129,600</u>     | <u>3,129,600</u>    |
| 53101     | Professional Services                            | 2,099               | 41,300              | 41,300               | 41,300              |
| 53201     | Accounting & Auditing                            | 2,500               | 50,000              | 50,000               | 50,000              |
| 53301     | Court Reporter Services                          | 0                   | 0                   | 0                    | 0                   |
| 53401     | Other Contractual Services                       | 3,909               | 900                 | 900                  | 900                 |
| 53501     | Investigations                                   | 0                   | 0                   | 0                    | 0                   |
| 53601     | Pension Benefits                                 | 0                   | 0                   | 0                    | 0                   |
| 54001     | Travel & Per Diem                                | 10,550              | 25,350              | 23,845               | 23,845              |
| 54101     | Communications                                   | 38,326              | 45,060              | 39,101               | 39,101              |
| 54201     | Postage & Freight                                | 20,578              | 23,500              | 23,500               | 23,500              |
| 54301     | Utility Services                                 | 0                   | 0                   | 0                    | 0                   |
| 54401     | Rentals & Leases                                 | 4,359               | 5,110               | 1,520                | 1,520               |
| 54501     | Insurance  | 527                 | 700                 | 775                  | 775                 |
| 54601     | Repair & Maintenance Services                    | 123,967             | 172,956             | 325,587              | 325,587             |
| 54701     | Printing & Binding                               | 860                 | 1,075               | 1,075                | 1,075               |
| 54801     | Promotional Activities                           | 0                   | 3,000               | 3,000                | 3,000               |
| 54901     | Other Current Charges & Obligations              | 8,711               | 7,875               | 8,725                | 8,725               |
| 55101     | Office Supplies                                  | 14,860              | 25,340              | 23,290               | 23,290              |
| 55201     | Operating Supplies                               | 16,503              | 20,935              | 8,780                | 8,780               |
| 55230     | Computer Software                                | 0                   | 11,000              | 6,000                | 6,000               |
| 55301     | Road Materials & Supplies                        | 0                   | 0                   | 0                    | 0                   |
| 55401     | Books, Publications, Subscriptions & Memberships | 6,594               | 8,620               | 4,315                | 4,315               |
| 55501     | Training & Registrations                         | 12,268              | 10,795              | 6,080                | 6,080               |
| 55801     | Bad Debt   | 0                   | 0                   | 11,490               | 11,490              |
| 55901     | Depreciation                                     | 0                   | 0                   | 0                    | 0                   |
|           | OPERATING COSTS                                  | <u>266,611</u>      | <u>453,516</u>      | <u>579,283</u>       | <u>579,283</u>      |
| 56101     | Land   | 0                   | 0                   | 0                    | 0                   |
| 56201     | Buildings  | 0                   | 0                   | 0                    | 0                   |
| 56301     | Improvements Other Than Buildings                | 0                   | 0                   | 0                    | 0                   |
| 56401     | Machinery & Equipment                            | 73,367              | 53,500              | 0                    | 0                   |
| 56501     | Construction in Progress                         | 0                   | 0                   | 0                    | 0                   |
| 56601     | Books, Publications & Library Materials          | 0                   | 0                   | 0                    | 0                   |
| 56801     | Intangible Computer Software                     | 0                   | 0                   | 0                    | 0                   |
|           | CAPITAL OUTLAY                                   | <u>73,367</u>       | <u>53,500</u>       | <u>0</u>             | <u>0</u>            |
| 57101     | Principal  | 0                   | 0                   | 0                    | 0                   |
| 57201     | Interest   | 0                   | 0                   | 0                    | 0                   |
| 57301     | Other Debt Service Costs                         | 0                   | 0                   | 0                    | 0                   |
|           | DEBT SERVICE                                     | <u>0</u>            | <u>0</u>            | <u>0</u>             | <u>0</u>            |
| 58101     | Aids to Governmental Agencies                    | 0                   | 0                   | 0                    | 0                   |
| 58201     | Aids to Private Organizations                    | 0                   | 0                   | 0                    | 0                   |
| 58301     | Other Grants and Aids                            | 0                   | 0                   | 0                    | 0                   |
|           | GRANTS AND AIDS                                  | <u>0</u>            | <u>0</u>            | <u>0</u>             | <u>0</u>            |
| 59101     | Transfers  | 0                   | 0                   | 0                    | 0                   |
| 59801     | Reserves   | 0                   | 0                   | 0                    | 0                   |
|           | NON-OPERATING COSTS                              | <u>0</u>            | <u>0</u>            | <u>0</u>             | <u>0</u>            |
|           | TOTAL BUDGET                                     | <u>\$ 2,764,816</u> | <u>\$ 3,523,416</u> | <u>\$ 3,708,883</u>  | <u>\$ 3,708,883</u> |
| RESOURCES |  |                     |                     |                      |                     |
|           | General Fund Revenues                            | \$ 1,972,258        | \$ 3,169,549        | \$ 3,596,520         | \$ 3,596,520        |
|           | Clerk's Fees                                     | 792,558             | 353,867             | 112,363              | 112,363             |
|           | TOTAL REVENUES                                   | <u>\$ 2,764,816</u> | <u>\$ 3,523,416</u> | <u>\$ 3,708,883</u>  | <u>\$ 3,708,883</u> |

**DEPARTMENT BUDGET SUMMARY**

**DEPARTMENT:** MERIT SYSTEM PROTECTION BOARD  
**FUND:** 001

---

**MISSION STATEMENT**

---

|                                | <u>2019<br/>Actual</u> | <u>2020<br/>Adopted</u> | <u>2021<br/>Proposed</u> | <u>2021<br/>Adopted</u> |
|--------------------------------|------------------------|-------------------------|--------------------------|-------------------------|
| <b>SUMMARY OF RESOURCES:</b>   | 0                      | 0                       | 0                        | 0                       |
| Positions                      |                        |                         |                          |                         |
| Personal Services              | \$0                    | \$0                     | \$0                      | \$0                     |
| Operating Costs                | 48,000                 | 48,000                  | 48,000                   | 48,000                  |
| Capital Outlay                 | 0                      | 0                       | 0                        | 0                       |
| Debt Service                   | 0                      | 0                       | 0                        | 0                       |
| <b>TOTALS</b>                  | <u>\$48,000</u>        | <u>\$48,000</u>         | <u>\$48,000</u>          | <u>\$48,000</u>         |
| <br><b>SOURCES OF FUNDING:</b> |                        |                         |                          |                         |
| Fund 001                       | \$48,000               | \$48,000                | \$48,000                 | \$48,000                |

---

**SIGNIFICANT CHANGES FOR 2020-2021**

---

The Merit System Protection Board (MSPB) was formed in fiscal year 2005/2006 following the termination of the Civil Service Board. The purpose of the MSPB is to hear grievances from classified employees. For FY2021, all MSPB services will be contracted out with V. Keith Wells, P.A., Attorney at Law.

FUND: 001 - General Fund  
 FUNCTION: General Government  
 ACTIVITY: Finance & Administrative

DEPARTMENT: Human Resources  
 DIVISION: Merit System Protection Board  
 COST CENTER: 150104 - Merit System Protection Board

| Account   | Title                                   | Actual<br>FY 18-19 | Adopted<br>FY 19-20 | Proposed<br>FY 20-21 | Adopted<br>FY 20-21 |
|-----------|---|--------------------|---------------------|----------------------|---------------------|
| 51101     | Executive Salaries                      | \$ 0               | \$ 0                | \$ 0                 | 0                   |
| 51201     | Regular Salaries & Wages                | 0                  | 0                   | 0                    | 0                   |
| 51301     | Other Salaries & Wages                  | 0                  | 0                   | 0                    | 0                   |
| 51401     | Overtime                                | 0                  | 0                   | 0                    | 0                   |
| 51501     | Special pay                             | 0                  | 0                   | 0                    | 0                   |
| 52101     | FICA Taxes                              | 0                  | 0                   | 0                    | 0                   |
| 52201     | Retirement Contributions                | 0                  | 0                   | 0                    | 0                   |
| 52301     | Life & Health Insurance                 | 0                  | 0                   | 0                    | 0                   |
| 52401     | Workers' Compensation                   | 0                  | 0                   | 0                    | 0                   |
| 52501     | Unemployment Compensation               | 0                  | 0                   | 0                    | 0                   |
|           | PERSONNEL COSTS                         | 0                  | 0                   | 0                    | 0                   |
| 53101     | Professional Services                   | 48,000             | 48,000              | 48,000               | 48,000              |
| 53201     | Accounting & Auditing                   | 0                  | 0                   | 0                    | 0                   |
| 53301     | Court Reporter Services                 | 0                  | 0                   | 0                    | 0                   |
| 53401     | Other Contractual Services              | 0                  | 0                   | 0                    | 0                   |
| 53501     | Investigations                          | 0                  | 0                   | 0                    | 0                   |
| 53601     | Pension Benefits                        | 0                  | 0                   | 0                    | 0                   |
| 54001     | Travel & Per Diem                       | 0                  | 0                   | 0                    | 0                   |
| 54101     | Communications                          | 0                  | 0                   | 0                    | 0                   |
| 54201     | Postage & Freight                       | 0                  | 0                   | 0                    | 0                   |
| 54301     | Utility Services                        | 0                  | 0                   | 0                    | 0                   |
| 54401     | Rentals & Leases                        | 0                  | 0                   | 0                    | 0                   |
| 54501     | Insurance                               | 0                  | 0                   | 0                    | 0                   |
| 54601     | Repair & Maintenance Services           | 0                  | 0                   | 0                    | 0                   |
| 54701     | Printing & Binding                      | 0                  | 0                   | 0                    | 0                   |
| 54801     | Promotional Activities                  | 0                  | 0                   | 0                    | 0                   |
| 54901     | Other Current Charges & Obligations     | 0                  | 0                   | 0                    | 0                   |
| 54931     | Host Ordinance                          | 0                  | 0                   | 0                    | 0                   |
| 55101     | Office Supplies                         | 0                  | 0                   | 0                    | 0                   |
| 55201     | Operating Supplies                      | 0                  | 0                   | 0                    | 0                   |
| 55301     | Road Materials & Supplies               | 0                  | 0                   | 0                    | 0                   |
| 55401     | Books, Pubs, & Subs                     | 0                  | 0                   | 0                    | 0                   |
| 55501     | Training & Registrations                | 0                  | 0                   | 0                    | 0                   |
| 55801     | Bad Debt                                | 0                  | 0                   | 0                    | 0                   |
| 55901     | Depreciation                            | 0                  | 0                   | 0                    | 0                   |
|           | OPERATING COSTS                         | 48,000             | 48,000              | 48,000               | 48,000              |
| 56101     | Land                                    | 0                  | 0                   | 0                    | 0                   |
| 56201     | Buildings                               | 0                  | 0                   | 0                    | 0                   |
| 56301     | Improvements Other Than Buildings       | 0                  | 0                   | 0                    | 0                   |
| 56401     | Machinery & Equipment                   | 0                  | 0                   | 0                    | 0                   |
| 56501     | Construction in Progress                | 0                  | 0                   | 0                    | 0                   |
| 56601     | Books, Publications & Library Materials | 0                  | 0                   | 0                    | 0                   |
|           | CAPITAL OUTLAY                          | 0                  | 0                   | 0                    | 0                   |
| 57101     | Principal                               | 0                  | 0                   | 0                    | 0                   |
| 57201     | Interest                                | 0                  | 0                   | 0                    | 0                   |
| 57301     | Other Debt Service Costs                | 0                  | 0                   | 0                    | 0                   |
|           | DEBT SERVICE                            | 0                  | 0                   | 0                    | 0                   |
| 58101     | Aids to Governmental Agencies           | 0                  | 0                   | 0                    | 0                   |
| 58201     | Aids to Private Organizations           | 0                  | 0                   | 0                    | 0                   |
| 58301     | Other Grants and Aids                   | 0                  | 0                   | 0                    | 0                   |
|           | GRANTS AND AIDS                         | 0                  | 0                   | 0                    | 0                   |
| 59101     | Transfers                               | 0                  | 0                   | 0                    | 0                   |
| 59801     | Reserves                                | 0                  | 0                   | 0                    | 0                   |
|           | NON-OPERATING COSTS                     | 0                  | 0                   | 0                    | 0                   |
|           | TOTAL BUDGET                            | \$ 48,000          | \$ 48,000           | \$ 48,000            | 48,000              |
| RESOURCES |   |                    |                     |                      |                     |
|           | General Fund Revenues                   | \$ 48,000          | \$ 48,000           | \$ 48,000            | 48,000              |
|           | TOTAL REVENUES                          | \$ 48,000          | \$ 48,000           | \$ 48,000            | 48,000              |





**Department Budget Summary**

**DEPARTMENT:** STATE ATTORNEY  
**FUND:** 115

---

**MISSION STATEMENT**

---

The County is required to pay certain expenses for the Escambia County State Attorney's Office as outlined in the Florida Statutes. These expenses include communication and technology costs as defined by the Florida Statutes.

| <b>SUMMARY OF RESOURCES:</b>   | <u>2019<br/>Actual</u> | <u>2020<br/>Adopted</u> | <u>2021<br/>Proposed</u> | <u>2021<br/>Adopted</u> |
|--------------------------------|------------------------|-------------------------|--------------------------|-------------------------|
| Positions <sup>18</sup>        | -                      | -                       | -                        | -                       |
| Operating Costs                | \$726,834              | \$725,736               | \$832,701                | \$832,701               |
| <b>TOTALS</b>                  | <u>\$726,834</u>       | <u>\$725,736</u>        | <u>\$832,701</u>         | <u>\$832,701</u>        |
| <br><b>SOURCES OF FUNDING:</b> |                        |                         |                          |                         |
| Fund 001                       | \$37,802               | \$40,711                | \$40,711                 | \$40,711                |
| Fund 353                       | \$278,698              | \$239,000               | \$323,165                | \$323,165               |
| Fund 115                       | \$410,334              | \$446,025               | \$468,825                | \$468,825               |
| <b>TOTALS</b>                  | <u>\$726,834</u>       | <u>\$725,736</u>        | <u>\$832,701</u>         | <u>\$832,701</u>        |

---

**SIGNIFICANT CHANGES FOR 2020-2021**

---

For Fiscal Year 20/21 there are five (5) cost centers used for the reporting purposes of the Office of State Attorney. These include Escambia, Santa-Rosa, Okaloosa, & Walton Counties. The adoption of Interlocal Agreements created a Circuit-wide funding arrangement between these counties for the \$2 Recording Fee Revenue /Article V, allowing easier purchasing ability and greater oversight on the Information Technology needs of the Circuit as a singular entity. Article V requires certain aspects of communications to be funded by the County additionally. A portion of the funding request will come from the Local Option Sales Tax Funds for FY20/21.

<sup>18</sup> There are no Escambia County employees in this program.

FUND: 115 - Article V Fund  
 FUNCTION: Circuit Court - Criminal  
 ACTIVITY: State Attorney - Circuit Criminal

DEPARTMENT: Judicial Services  
 DIVISION: State Attorney  
 COST CENTER: 410306 - State Attorney - Circuit Criminal

| Account   | Title  | Actual<br>FY 18-19 | Adopted<br>FY 19-20 | Proposed<br>FY 20-21 | Adopted<br>FY 20-21 |
|-----------|--|--------------------|---------------------|----------------------|---------------------|
| 51101     | Executive Salaries                               | \$ 0               | \$ 0                | \$ 0                 | \$ 0                |
| 51201     | Regular Salaries & Wages                         | 0                  | 0                   | 0                    | 0                   |
| 51301     | Other Salaries & Wages                           | 0                  | 0                   | 0                    | 0                   |
| 51401     | Overtime   | 0                  | 0                   | 0                    | 0                   |
| 51501     | Special pay                                      | 0                  | 0                   | 0                    | 0                   |
| 52101     | FICA Taxes                                       | 0                  | 0                   | 0                    | 0                   |
| 52201     | Retirement Contributions                         | 0                  | 0                   | 0                    | 0                   |
| 52301     | Life & Health Insurance                          | 0                  | 0                   | 0                    | 0                   |
| 52401     | Workers' Compensation                            | 0                  | 0                   | 0                    | 0                   |
| 52501     | Unemployment Compensation                        | 0                  | 0                   | 0                    | 0                   |
|           | PERSONNEL COSTS                                  | <u>0</u>           | <u>0</u>            | <u>0</u>             | <u>0</u>            |
| 53101     | Professional Services                            | 0                  | 0                   | 0                    | 0                   |
| 53201     | Accounting & Auditing                            | 0                  | 0                   | 0                    | 0                   |
| 53301     | Court Reporter Services                          | 0                  | 0                   | 0                    | 0                   |
| 53401     | Other Contractual Services                       | 165,792            | 179,000             | 263,865              | 263,865             |
| 53501     | Investigations                                   | 0                  | 0                   | 0                    | 0                   |
| 53601     | Pension Benefits                                 | 0                  | 0                   | 0                    | 0                   |
| 54001     | Travel & Per Diem                                | 0                  | 0                   | 0                    | 0                   |
| 54101     | Communications                                   | 20,187             | 21,600              | 21,600               | 21,600              |
| 54201     | Postage & Freight                                | 0                  | 0                   | 0                    | 0                   |
| 54301     | Utility Services                                 | 0                  | 0                   | 0                    | 0                   |
| 54401     | Rentals & Leases                                 | 0                  | 0                   | 0                    | 0                   |
| 54501     | Insurance  | 0                  | 0                   | 0                    | 0                   |
| 54601     | Repair & Maintenance Services                    | 28,717             | 33,700              | 43,600               | 43,600              |
| 54701     | Printing & Binding                               | 0                  | 0                   | 0                    | 0                   |
| 54801     | Promotional Activities                           | 0                  | 0                   | 0                    | 0                   |
| 54901     | Other Current Charges & Obligations              | 0                  | 0                   | 0                    | 0                   |
| 54931     | Host Ordinance                                   | 0                  | 0                   | 0                    | 0                   |
| 55101     | Office Supplies                                  | 0                  | 0                   | 0                    | 0                   |
| 55201     | Operating Supplies                               | 81,659             | 123,500             | 114,600              | 117,600             |
| 55301     | Road Materials & Supplies                        | 0                  | 0                   | 0                    | 0                   |
| 55401     | Books, Publications, Subscriptions & Memberships | 0                  | 0                   | 0                    | 0                   |
| 55501     | Training & Registrations                         | 0                  | 0                   | 0                    | 0                   |
| 55801     | Bad Debt   | 0                  | 0                   | 0                    | 0                   |
| 55901     | Depreciation                                     | 0                  | 0                   | 0                    | 0                   |
|           | OPERATING COSTS                                  | <u>296,355</u>     | <u>357,800</u>      | <u>443,665</u>       | <u>446,665</u>      |
| 56101     | Land   | 0                  | 0                   | 0                    | 0                   |
| 56201     | Buildings  | 0                  | 0                   | 0                    | 0                   |
| 56301     | Improvements Other Than Buildings                | 0                  | 0                   | 0                    | 0                   |
| 56401     | Machinery & Equipment                            | 13,337             | 18,000              | 22,000               | 19,000              |
| 56501     | Construction in Progress                         | 0                  | 0                   | 0                    | 0                   |
| 56601     | Books, Publications & Library Materials          | 0                  | 0                   | 0                    | 0                   |
| 56801     | Intangible Assets                                | 0                  | 0                   | 0                    | 0                   |
|           | CAPITAL OUTLAY                                   | <u>13,337</u>      | <u>18,000</u>       | <u>22,000</u>        | <u>19,000</u>       |
| 57101     | Principal  | 0                  | 0                   | 0                    | 0                   |
| 57201     | Interest   | 0                  | 0                   | 0                    | 0                   |
| 57301     | Other Debt Service Costs                         | 0                  | 0                   | 0                    | 0                   |
|           | DEBT SERVICE                                     | <u>0</u>           | <u>0</u>            | <u>0</u>             | <u>0</u>            |
| 58101     | Aids to Governmental Agencies                    | 0                  | 0                   | 0                    | 0                   |
| 58201     | Aids to Private Organizations                    | 0                  | 0                   | 0                    | 0                   |
| 58301     | Other Grants and Aids                            | 0                  | 0                   | 0                    | 0                   |
|           | GRANTS AND AIDS                                  | <u>0</u>           | <u>0</u>            | <u>0</u>             | <u>0</u>            |
| 59101     | Transfers  | 0                  | 0                   | 0                    | 0                   |
| 59801     | Reserves   | 0                  | 0                   | 0                    | 0                   |
|           | NON-OPERATING COSTS                              | <u>0</u>           | <u>0</u>            | <u>0</u>             | <u>0</u>            |
|           | TOTAL BUDGET                                     | <u>\$ 309,692</u>  | <u>\$ 375,800</u>   | <u>\$ 465,665</u>    | <u>\$ 465,665</u>   |
| RESOURCES |  |                    |                     |                      |                     |
|           | LOST IV Fund Revenues                            | \$ 278,698         | \$ 239,000          | \$ 323,165           | \$ 323,165          |
|           | \$2 Recording Fee Revenues                       | 150,415            | 136,800             | 142,500              | 142,500             |
|           | Fund Balance                                     | (119,421)          | 0                   | 0                    | 0                   |
|           | TOTAL REVENUES                                   | <u>\$ 309,692</u>  | <u>\$ 375,800</u>   | <u>\$ 465,665</u>    | <u>\$ 465,665</u>   |

FUND: 115 - Article V Fund  
 FUNCTION: General Administration  
 ACTIVITY: State Attorney

DEPARTMENT: Judicial Services  
 DIVISION: State Attorney  
 COST CENTER: 410311 - Communications

| Account   | Title  | Actual<br>FY 18-19 | Adopted<br>FY 19-20 | Proposed<br>FY 20-21 | Adopted<br>FY 20-21 |
|-----------|--|--------------------|---------------------|----------------------|---------------------|
| 51101     | Executive Salaries                               | \$ 0               | \$ 0                | \$ 0                 | 0                   |
| 51201     | Regular Salaries & Wages                         | 0                  | 0                   | 0                    | 0                   |
| 51301     | Other Salaries & Wages                           | 0                  | 0                   | 0                    | 0                   |
| 51401     | Overtime   | 0                  | 0                   | 0                    | 0                   |
| 51501     | Special pay                                      | 0                  | 0                   | 0                    | 0                   |
| 52101     | FICA Taxes                                       | 0                  | 0                   | 0                    | 0                   |
| 52201     | Retirement Contributions                         | 0                  | 0                   | 0                    | 0                   |
| 52301     | Life & Health Insurance                          | 0                  | 0                   | 0                    | 0                   |
| 52401     | Workers' Compensation                            | 0                  | 0                   | 0                    | 0                   |
| 52501     | Unemployment Compensation                        | 0                  | 0                   | 0                    | 0                   |
|           | PERSONNEL COSTS                                  | <u>0</u>           | <u>0</u>            | <u>0</u>             | <u>0</u>            |
| 53101     | Professional Services                            | 0                  | 0                   | 0                    | 0                   |
| 53201     | Accounting & Auditing                            | 0                  | 0                   | 0                    | 0                   |
| 53301     | Court Reporter Services                          | 0                  | 0                   | 0                    | 0                   |
| 53401     | Other Contractual Services                       | 0                  | 0                   | 0                    | 0                   |
| 53501     | Investigations                                   | 0                  | 0                   | 0                    | 0                   |
| 53601     | Pension Benefits                                 | 0                  | 0                   | 0                    | 0                   |
| 54001     | Travel & Per Diem                                | 0                  | 0                   | 0                    | 0                   |
| 54101     | Communications                                   | 15,646             | 20,000              | 20,000               | 20,000              |
| 54201     | Postage & Freight                                | 0                  | 0                   | 0                    | 0                   |
| 54301     | Utility Services                                 | 0                  | 0                   | 0                    | 0                   |
| 54401     | Rentals & Leases                                 | 22,156             | 20,711              | 20,711               | 20,711              |
| 54501     | Insurance  | 0                  | 0                   | 0                    | 0                   |
| 54601     | Repair & Maintenance Services                    | 0                  | 0                   | 0                    | 0                   |
| 54701     | Printing & Binding                               | 0                  | 0                   | 0                    | 0                   |
| 54801     | Promotional Activities                           | 0                  | 0                   | 0                    | 0                   |
| 54901     | Other Current Charges & Obligations              | 0                  | 0                   | 0                    | 0                   |
| 54931     | Host Ordinance                                   | 0                  | 0                   | 0                    | 0                   |
| 55101     | Office Supplies                                  | 0                  | 0                   | 0                    | 0                   |
| 55201     | Operating Supplies                               | 0                  | 0                   | 0                    | 0                   |
| 55301     | Road Materials & Supplies                        | 0                  | 0                   | 0                    | 0                   |
| 55401     | Books, Publications, Subscriptions & Memberships | 0                  | 0                   | 0                    | 0                   |
| 55501     | Training & Registrations                         | 0                  | 0                   | 0                    | 0                   |
| 55801     | Bad Debt   | 0                  | 0                   | 0                    | 0                   |
| 55901     | Depreciation                                     | 0                  | 0                   | 0                    | 0                   |
|           | OPERATING COSTS                                  | <u>37,802</u>      | <u>40,711</u>       | <u>40,711</u>        | <u>40,711</u>       |
| 56101     | Land   | 0                  | 0                   | 0                    | 0                   |
| 56201     | Buildings  | 0                  | 0                   | 0                    | 0                   |
| 56301     | Improvements Other Than Buildings                | 0                  | 0                   | 0                    | 0                   |
| 56401     | Machinery & Equipment                            | 0                  | 0                   | 0                    | 0                   |
| 56501     | Construction in Progress                         | 0                  | 0                   | 0                    | 0                   |
| 56601     | Books, Publications & Library Materials          | 0                  | 0                   | 0                    | 0                   |
| 56801     | Intangible Assets                                | 0                  | 0                   | 0                    | 0                   |
|           | CAPITAL OUTLAY                                   | <u>0</u>           | <u>0</u>            | <u>0</u>             | <u>0</u>            |
| 57101     | Principal  | 0                  | 0                   | 0                    | 0                   |
| 57201     | Interest   | 0                  | 0                   | 0                    | 0                   |
| 57301     | Other Debt Service Costs                         | 0                  | 0                   | 0                    | 0                   |
|           | DEBT SERVICE                                     | <u>0</u>           | <u>0</u>            | <u>0</u>             | <u>0</u>            |
| 58101     | Aids to Governmental Agencies                    | 0                  | 0                   | 0                    | 0                   |
| 58201     | Aids to Private Organizations                    | 0                  | 0                   | 0                    | 0                   |
| 58301     | Other Grants and Aids                            | 0                  | 0                   | 0                    | 0                   |
|           | GRANTS AND AIDS                                  | <u>0</u>           | <u>0</u>            | <u>0</u>             | <u>0</u>            |
| 59101     | Transfers  | 0                  | 0                   | 0                    | 0                   |
| 59801     | Reserves   | 0                  | 0                   | 0                    | 0                   |
|           | NON-OPERATING COSTS                              | <u>0</u>           | <u>0</u>            | <u>0</u>             | <u>0</u>            |
|           | TOTAL BUDGET                                     | <u>\$ 37,802</u>   | <u>\$ 40,711</u>    | <u>\$ 40,711</u>     | <u>\$ 40,711</u>    |
| RESOURCES |  |                    |                     |                      |                     |
|           | General Fund Transfer                            | \$ 37,802          | \$ 40,711           | \$ 40,711            | 40,711              |
|           | \$2 Recording Fee Revenues                       | 0                  | 0                   | 0                    | 0                   |
|           | TOTAL REVENUES                                   | <u>\$ 37,802</u>   | <u>\$ 40,711</u>    | <u>\$ 40,711</u>     | <u>\$ 40,711</u>    |

FUND: 115 - Article V Fund  
 FUNCTION: General Operations  
 ACTIVITY: Information Systems

DEPARTMENT: Judicial Services  
 DIVISION: State Attorney  
 COST CENTER: 410309 - Santa Rosa Technology

| Account   | Title  | Actual<br>FY 18-19 | Adopted<br>FY 19-20 | Proposed<br>FY 20-21 | Adopted<br>FY 20-21 |
|-----------|--|--------------------|---------------------|----------------------|---------------------|
| 51101     | Executive Salaries                               | \$ 0               | \$ 0                | \$ 0                 | 0                   |
| 51201     | Regular Salaries & Wages                         | 0                  | 0                   | 0                    | 0                   |
| 51301     | Other Salaries & Wages                           | 0                  | 0                   | 0                    | 0                   |
| 51401     | Overtime   | 0                  | 0                   | 0                    | 0                   |
| 51501     | Special pay                                      | 0                  | 0                   | 0                    | 0                   |
| 52101     | FICA Taxes                                       | 0                  | 0                   | 0                    | 0                   |
| 52201     | Retirement Contributions                         | 0                  | 0                   | 0                    | 0                   |
| 52301     | Life & Health Insurance                          | 0                  | 0                   | 0                    | 0                   |
| 52401     | Workers' Compensation                            | 0                  | 0                   | 0                    | 0                   |
| 52501     | Unemployment Compensation                        | 0                  | 0                   | 0                    | 0                   |
|           | PERSONNEL COSTS                                  | <u>0</u>           | <u>0</u>            | <u>0</u>             | <u>0</u>            |
| 53101     | Professional Services                            | 0                  | 0                   | 0                    | 0                   |
| 53201     | Accounting & Auditing                            | 0                  | 0                   | 0                    | 0                   |
| 53301     | Court Reporter Services                          | 0                  | 0                   | 0                    | 0                   |
| 53401     | Other Contractual Services                       | 29,646             | 0                   | 25,000               | 25,000              |
| 53501     | Investigations                                   | 0                  | 0                   | 0                    | 0                   |
| 53601     | Pension Benefits                                 | 0                  | 0                   | 0                    | 0                   |
| 54001     | Travel & Per Diem                                | 0                  | 0                   | 0                    | 0                   |
| 54101     | Communications                                   | 18,119             | 8,600               | 8,250                | 8,250               |
| 54201     | Postage & Freight                                | 0                  | 0                   | 0                    | 0                   |
| 54301     | Utility Services                                 | 0                  | 0                   | 0                    | 0                   |
| 54401     | Rentals & Leases                                 | 0                  | 0                   | 0                    | 0                   |
| 54501     | Insurance  | 0                  | 0                   | 0                    | 0                   |
| 54601     | Repair & Maintenance Services                    | 21,105             | 19,700              | 25,000               | 25,000              |
| 54701     | Printing & Binding                               | 0                  | 0                   | 0                    | 0                   |
| 54801     | Promotional Activities                           | 0                  | 0                   | 0                    | 0                   |
| 54901     | Other Current Charges & Obligations              | 5,250              | 4,950               | 5,625                | 5,625               |
| 54931     | Host Ordinance                                   | 0                  | 0                   | 0                    | 0                   |
| 55101     | Office Supplies                                  | 0                  | 0                   | 0                    | 0                   |
| 55201     | Operating Supplies                               | 27,262             | 38,800              | 25,000               | 25,000              |
| 55301     | Road Materials & Supplies                        | 0                  | 0                   | 0                    | 0                   |
| 55401     | Books, Publications, Subscriptions & Memberships | 0                  | 0                   | 0                    | 0                   |
| 55501     | Training and Registrations                       | 0                  | 0                   | 0                    | 0                   |
| 55801     | Bad Debt   | 0                  | 0                   | 0                    | 0                   |
| 55901     | Depreciation                                     | 0                  | 0                   | 0                    | 0                   |
|           | OPERATING COSTS                                  | <u>101,382</u>     | <u>72,050</u>       | <u>88,875</u>        | <u>88,875</u>       |
| 56101     | Land   | 0                  | 0                   | 0                    | 0                   |
| 56201     | Buildings  | 0                  | 0                   | 0                    | 0                   |
| 56301     | Improvements Other Than Buildings                | 0                  | 0                   | 0                    | 0                   |
| 56401     | Machinery & Equipment                            | 2,825              | 22,000              | 18,000               | 18,000              |
| 56501     | Construction in Progress                         | 0                  | 0                   | 0                    | 0                   |
| 56601     | Books, Publications & Library Materials          | 0                  | 0                   | 0                    | 0                   |
| 56801     | Intangible Assets                                | 0                  | 0                   | 0                    | 0                   |
|           | CAPITAL OUTLAY                                   | <u>2,825</u>       | <u>22,000</u>       | <u>18,000</u>        | <u>18,000</u>       |
| 57101     | Principal  | 0                  | 0                   | 0                    | 0                   |
| 57201     | Interest   | 0                  | 0                   | 0                    | 0                   |
| 57301     | Other Debt Service Costs                         | 0                  | 0                   | 0                    | 0                   |
|           | DEBT SERVICE                                     | <u>0</u>           | <u>0</u>            | <u>0</u>             | <u>0</u>            |
| 58101     | Aids to Governmental Agencies                    | 0                  | 0                   | 0                    | 0                   |
| 58201     | Aids to Private Organizations                    | 0                  | 0                   | 0                    | 0                   |
| 58301     | Other Grants and Aids                            | 0                  | 0                   | 0                    | 0                   |
|           | GRANTS AND AIDS                                  | <u>0</u>           | <u>0</u>            | <u>0</u>             | <u>0</u>            |
| 59101     | Transfers  | 0                  | 0                   | 0                    | 0                   |
| 59801     | Reserves   | 0                  | 0                   | 0                    | 0                   |
|           | NON-OPERATING COSTS                              | <u>0</u>           | <u>0</u>            | <u>0</u>             | <u>0</u>            |
|           | TOTAL BUDGET                                     | <u>\$ 104,207</u>  | <u>\$ 94,050</u>    | <u>\$ 106,875</u>    | <u>\$ 106,875</u>   |
| RESOURCES |  |                    |                     |                      |                     |
|           | General Fund Revenues                            | \$ 0               | \$ 0                | \$ 0                 | 0                   |
|           | \$2 Recording Fee Revenues                       | 105,000            | 94,050              | 106,875              | 106,875             |
|           | Fund Balance                                     | (793)              | 0                   | 0                    | 0                   |
|           | TOTAL REVENUES                                   | <u>\$ 104,207</u>  | <u>\$ 94,050</u>    | <u>\$ 106,875</u>    | <u>\$ 106,875</u>   |

FUND: 115 - Article V Fund  
 FUNCTION: General Operations  
 ACTIVITY: Information Systems

DEPARTMENT: Judicial Services  
 DIVISION: State Attorney  
 COST CENTER: 410310 - Okaloosa Technology

| Account   | Title  | Actual<br>FY 18-19 | Adopted<br>FY 19-20 | Proposed<br>FY 20-21 | Adopted<br>FY 20-21 |
|-----------|--|--------------------|---------------------|----------------------|---------------------|
| 51101     | Executive Salaries                               | \$ 0               | \$ 0                | \$ 0                 | 0                   |
| 51201     | Regular Salaries & Wages                         | 0                  | 0                   | 0                    | 0                   |
| 51301     | Other Salaries & Wages                           | 0                  | 0                   | 0                    | 0                   |
| 51401     | Overtime   | 0                  | 0                   | 0                    | 0                   |
| 51501     | Special pay                                      | 0                  | 0                   | 0                    | 0                   |
| 52101     | FICA Taxes                                       | 0                  | 0                   | 0                    | 0                   |
| 52201     | Retirement Contributions                         | 0                  | 0                   | 0                    | 0                   |
| 52301     | Life & Health Insurance                          | 0                  | 0                   | 0                    | 0                   |
| 52401     | Workers' Compensation                            | 0                  | 0                   | 0                    | 0                   |
| 52501     | Unemployment Compensation                        | 0                  | 0                   | 0                    | 0                   |
|           | PERSONNEL COSTS                                  | <u>0</u>           | <u>0</u>            | <u>0</u>             | <u>0</u>            |
| 53101     | Professional Services                            | 0                  | 0                   | 0                    | 0                   |
| 53201     | Accounting & Auditing                            | 0                  | 0                   | 0                    | 0                   |
| 53301     | Court Reporter Services                          | 0                  | 0                   | 0                    | 0                   |
| 53401     | Other Contractual Services                       | 68,289             | 12,775              | 47,700               | 47,700              |
| 53501     | Investigations                                   | 0                  | 0                   | 0                    | 0                   |
| 53601     | Pension Benefits                                 | 0                  | 0                   | 0                    | 0                   |
| 54001     | Travel & Per Diem                                | 0                  | 0                   | 0                    | 0                   |
| 54101     | Communications                                   | 25,784             | 33,700              | 23,700               | 23,700              |
| 54201     | Postage & Freight                                | 0                  | 0                   | 0                    | 0                   |
| 54301     | Utility Services                                 | 0                  | 0                   | 0                    | 0                   |
| 54401     | Rentals & Leases                                 | 0                  | 0                   | 0                    | 0                   |
| 54501     | Insurance  | 0                  | 0                   | 0                    | 0                   |
| 54601     | Repair & Maintenance Services                    | 23,392             | 19,600              | 17,600               | 17,600              |
| 54701     | Printing & Binding                               | 0                  | 0                   | 0                    | 0                   |
| 54801     | Promotional Activities                           | 0                  | 0                   | 0                    | 0                   |
| 54901     | Other Current Charges & Obligations              | 6,375              | 7,125               | 7,350                | 7,350               |
| 54931     | Host Ordinance                                   | 0                  | 0                   | 0                    | 0                   |
| 55101     | Office Supplies                                  | 0                  | 0                   | 0                    | 0                   |
| 55201     | Operating Supplies                               | 65,820             | 28,175              | 25,300               | 25,300              |
| 55301     | Road Materials & Supplies                        | 0                  | 0                   | 0                    | 0                   |
| 55401     | Books, Publications, Subscriptions & Memberships | 0                  | 0                   | 0                    | 0                   |
| 55501     | Training and Registrations                       | 0                  | 0                   | 0                    | 0                   |
| 55801     | Bad Debt   | 0                  | 0                   | 0                    | 0                   |
| 55901     | Depreciation                                     | 0                  | 0                   | 0                    | 0                   |
|           | OPERATING COSTS                                  | <u>189,659</u>     | <u>101,375</u>      | <u>121,650</u>       | <u>121,650</u>      |
| 56101     | Land   | 0                  | 0                   | 0                    | 0                   |
| 56201     | Buildings  | 0                  | 0                   | 0                    | 0                   |
| 56301     | Improvements Other Than Buildings                | 0                  | 0                   | 0                    | 0                   |
| 56401     | Machinery & Equipment                            | 2,825              | 34,000              | 18,000               | 18,000              |
| 56501     | Construction in Progress                         | 0                  | 0                   | 0                    | 0                   |
| 56601     | Books, Publications & Library Materials          | 0                  | 0                   | 0                    | 0                   |
| 56801     | Intangible Assets                                | 0                  | 0                   | 0                    | 0                   |
|           | CAPITAL OUTLAY                                   | <u>2,825</u>       | <u>34,000</u>       | <u>18,000</u>        | <u>18,000</u>       |
| 57101     | Principal  | 0                  | 0                   | 0                    | 0                   |
| 57201     | Interest   | 0                  | 0                   | 0                    | 0                   |
| 57301     | Other Debt Service Costs                         | 0                  | 0                   | 0                    | 0                   |
|           | DEBT SERVICE                                     | <u>0</u>           | <u>0</u>            | <u>0</u>             | <u>0</u>            |
| 58101     | Aids to Governmental Agencies                    | 0                  | 0                   | 0                    | 0                   |
| 58201     | Aids to Private Organizations                    | 0                  | 0                   | 0                    | 0                   |
| 58301     | Other Grants and Aids                            | 0                  | 0                   | 0                    | 0                   |
|           | GRANTS AND AIDS                                  | <u>0</u>           | <u>0</u>            | <u>0</u>             | <u>0</u>            |
| 59101     | Transfers  | 0                  | 0                   | 0                    | 0                   |
| 59801     | Reserves   | 0                  | 0                   | 0                    | 0                   |
|           | NON-OPERATING COSTS                              | <u>0</u>           | <u>0</u>            | <u>0</u>             | <u>0</u>            |
|           | TOTAL BUDGET                                     | <u>\$ 192,484</u>  | <u>\$ 135,375</u>   | <u>\$ 139,650</u>    | <u>\$ 139,650</u>   |
| RESOURCES |  |                    |                     |                      |                     |
|           | General Fund Revenues                            | \$ 0               | \$ 0                | \$ 0                 | 0                   |
|           | \$2 Recording Fee Revenues                       | 165,515            | 135,375             | 139,650              | 139,650             |
|           | Fund Balance                                     | 26,969             | 0                   | 0                    | 0                   |
|           | TOTAL REVENUES                                   | <u>\$ 192,484</u>  | <u>\$ 135,375</u>   | <u>\$ 139,650</u>    | <u>\$ 139,650</u>   |

FUND: 115 - Article V Fund  
 FUNCTION: General Operations  
 ACTIVITY: Information Systems

DEPARTMENT: Judicial Services  
 DIVISION: State Attorney  
 COST CENTER: 410312 - Walton Technology

| Account   | Title  | Actual<br>FY 18-19 | Adopted<br>FY 19-20 | Proposed<br>FY 20-21 | Adopted<br>FY 20-21 |
|-----------|--|--------------------|---------------------|----------------------|---------------------|
| 51101     | Executive Salaries                               | \$ 0               | \$ 0                | \$ 0                 | 0                   |
| 51201     | Regular Salaries & Wages                         | 0                  | 0                   | 0                    | 0                   |
| 51301     | Other Salaries & Wages                           | 0                  | 0                   | 0                    | 0                   |
| 51401     | Overtime   | 0                  | 0                   | 0                    | 0                   |
| 51501     | Special pay                                      | 0                  | 0                   | 0                    | 0                   |
| 52101     | FICA Taxes                                       | 0                  | 0                   | 0                    | 0                   |
| 52201     | Retirement Contributions                         | 0                  | 0                   | 0                    | 0                   |
| 52301     | Life & Health Insurance                          | 0                  | 0                   | 0                    | 0                   |
| 52401     | Workers' Compensation                            | 0                  | 0                   | 0                    | 0                   |
| 52501     | Unemployment Compensation                        | 0                  | 0                   | 0                    | 0                   |
|           | PERSONNEL COSTS                                  | <u>0</u>           | <u>0</u>            | <u>0</u>             | <u>0</u>            |
| 53101     | Professional Services                            | 0                  | 0                   | 0                    | 0                   |
| 53201     | Accounting & Auditing                            | 0                  | 0                   | 0                    | 0                   |
| 53301     | Court Reporter Services                          | 0                  | 0                   | 0                    | 0                   |
| 53401     | Other Contractual Services                       | 17,698             | 10,000              | 20,265               | 20,265              |
| 53501     | Investigations                                   | 0                  | 0                   | 0                    | 0                   |
| 53601     | Pension Benefits                                 | 0                  | 0                   | 0                    | 0                   |
| 54001     | Travel & Per Diem                                | 0                  | 0                   | 0                    | 0                   |
| 54101     | Communications                                   | 15,776             | 24,600              | 17,935               | 17,935              |
| 54201     | Postage & Freight                                | 0                  | 0                   | 0                    | 0                   |
| 54301     | Utility Services                                 | 0                  | 0                   | 0                    | 0                   |
| 54401     | Rentals & Leases                                 | 0                  | 0                   | 0                    | 0                   |
| 54501     | Insurance  | 0                  | 0                   | 0                    | 0                   |
| 54601     | Repair & Maintenance Services                    | 24,862             | 18,600              | 11,600               | 11,600              |
| 54701     | Printing & Binding                               | 0                  | 0                   | 0                    | 0                   |
| 54801     | Promotional Activities                           | 0                  | 0                   | 0                    | 0                   |
| 54901     | Other Current Charges & Obligations              | 3,198              | 4,200               | 4,200                | 4,200               |
| 54931     | Host Ordinance                                   | 0                  | 0                   | 0                    | 0                   |
| 55101     | Office Supplies                                  | 0                  | 0                   | 0                    | 0                   |
| 55201     | Operating Supplies                               | 18,289             | 9,400               | 7,800                | 7,800               |
| 55301     | Road Materials & Supplies                        | 0                  | 0                   | 0                    | 0                   |
| 55401     | Books, Publications, Subscriptions & Memberships | 0                  | 0                   | 0                    | 0                   |
| 55501     | Training and Registrations                       | 0                  | 0                   | 0                    | 0                   |
| 55801     | Bad Debt   | 0                  | 0                   | 0                    | 0                   |
| 55901     | Depreciation                                     | 0                  | 0                   | 0                    | 0                   |
|           | OPERATING COSTS                                  | <u>79,823</u>      | <u>66,800</u>       | <u>61,800</u>        | <u>61,800</u>       |
| 56101     | Land   | 0                  | 0                   | 0                    | 0                   |
| 56201     | Buildings  | 0                  | 0                   | 0                    | 0                   |
| 56301     | Improvements Other Than Buildings                | 0                  | 0                   | 0                    | 0                   |
| 56401     | Machinery & Equipment                            | 2,825              | 13,000              | 18,000               | 18,000              |
| 56501     | Construction in Progress                         | 0                  | 0                   | 0                    | 0                   |
| 56601     | Books, Publications & Library Materials          | 0                  | 0                   | 0                    | 0                   |
| 56801     | Intangible Assets                                | 0                  | 0                   | 0                    | 0                   |
|           | CAPITAL OUTLAY                                   | <u>2,825</u>       | <u>13,000</u>       | <u>18,000</u>        | <u>18,000</u>       |
| 57101     | Principal  | 0                  | 0                   | 0                    | 0                   |
| 57201     | Interest   | 0                  | 0                   | 0                    | 0                   |
| 57301     | Other Debt Service Costs                         | 0                  | 0                   | 0                    | 0                   |
|           | DEBT SERVICE                                     | <u>0</u>           | <u>0</u>            | <u>0</u>             | <u>0</u>            |
| 58101     | Aids to Governmental Agencies                    | 0                  | 0                   | 0                    | 0                   |
| 58201     | Aids to Private Organizations                    | 0                  | 0                   | 0                    | 0                   |
| 58301     | Other Grants and Aids                            | 0                  | 0                   | 0                    | 0                   |
|           | GRANTS AND AIDS                                  | <u>0</u>           | <u>0</u>            | <u>0</u>             | <u>0</u>            |
| 59101     | Transfers  | 0                  | 0                   | 0                    | 0                   |
| 59801     | Reserves   | 0                  | 0                   | 0                    | 0                   |
|           | NON-OPERATING COSTS                              | <u>0</u>           | <u>0</u>            | <u>0</u>             | <u>0</u>            |
|           | TOTAL BUDGET                                     | <u>\$ 82,648</u>   | <u>\$ 79,800</u>    | <u>\$ 79,800</u>     | <u>\$ 79,800</u>    |
| RESOURCES |  |                    |                     |                      |                     |
|           | General Fund Revenues                            | \$ 0               | \$ 0                | \$ 0                 | 0                   |
|           | \$2 Recording Fee Revenues                       | 83,321             | 79,800              | 79,800               | 79,800              |
|           | Fund Balance                                     | (673)              | 0                   | 0                    | 0                   |
|           | TOTAL REVENUES                                   | <u>\$ 82,648</u>   | <u>\$ 79,800</u>    | <u>\$ 79,800</u>     | <u>\$ 79,800</u>    |



Department Budget Summary

DEPARTMENT: PUBLIC DEFENDER
FUND: 115

MISSION STATEMENT

It is the function of the Office of the Public Defender to represent, without additional compensation, any person who is determined by the court to be indigent and who is: arrested for or charged with a felony; arrested for or charged with a misdemeanor, a violation of Chapter 316, F. S. which is punishable by imprisonment, a violation of a municipal or county ordinance in county court, in which the defendant faces imprisonment; by petition involuntarily placed (as a mentally ill person), or involuntarily admitted to residential services (as a person with developmental disabilities). [Chapter 27.51, F. S.]

Table with 5 columns: Category, 2019 Actual, 2020 Adopted, 2021 Proposed, 2021 Adopted. Rows include Positions, Operating Costs, and TOTALS.

SOURCES OF FUNDING:

Table with 5 columns: Fund, 2019 Actual, 2020 Adopted, 2021 Proposed, 2021 Adopted. Rows include Fund 001, Fund 115, and TOTALS.

SIGNIFICANT CHANGES FOR 2020-2021

For Fiscal Year 20/21, there are five (5) cost centers used for the reporting purposes of the Office of Public Defender. These include Escambia, Santa-Rosa, Okaloosa, & Walton Counties. The adoption of Interlocal Agreements created a Circuit-wide funding arrangement between these counties for the \$2 Recording Fee Revenue /Article V, allowing easier purchasing ability and greater oversight on the Information Technology needs of the Circuit as a singular entity. Article V requires certain aspects of communications to be funded by the County additionally.

19 There are no Escambia County employees in this program.



FUND: 115 - Article V Fund  
 FUNCTION: General Administration  
 ACTIVITY: Public Defender

DEPARTMENT: Judicial Services  
 DIVISION: Public Defender  
 COST CENTER: 410407 - Administration

| Account   | Title  | Actual<br>FY 18-19 | Adopted<br>FY 19-20 | Proposed<br>FY 20-21 | Adopted<br>FY 20-21 |
|-----------|--|--------------------|---------------------|----------------------|---------------------|
| 51101     | Executive Salaries                               | \$ 0               | \$ 0                | \$ 0                 | 0                   |
| 51201     | Regular Salaries & Wages                         | 0                  | 0                   | 0                    | 0                   |
| 51301     | Other Salaries & Wages                           | 0                  | 0                   | 0                    | 0                   |
| 51401     | Overtime   | 0                  | 0                   | 0                    | 0                   |
| 51501     | Special pay                                      | 0                  | 0                   | 0                    | 0                   |
| 52101     | FICA Taxes                                       | 0                  | 0                   | 0                    | 0                   |
| 52201     | Retirement Contributions                         | 0                  | 0                   | 0                    | 0                   |
| 52301     | Life & Health Insurance                          | 0                  | 0                   | 0                    | 0                   |
| 52401     | Workers' Compensation                            | 0                  | 0                   | 0                    | 0                   |
| 52501     | Unemployment Compensation                        | 0                  | 0                   | 0                    | 0                   |
|           | PERSONNEL COSTS                                  | 0                  | 0                   | 0                    | 0                   |
| 53101     | Professional Services                            | 39,741             | 41,293              | 52,543               | 52,543              |
| 53201     | Accounting & Auditing                            | 0                  | 0                   | 0                    | 0                   |
| 53301     | Court Reporter Services                          | 0                  | 0                   | 0                    | 0                   |
| 53401     | Other Contractual Services                       | 0                  | 0                   | 0                    | 0                   |
| 53501     | Investigations                                   | 0                  | 0                   | 0                    | 0                   |
| 53601     | Pension Benefits                                 | 0                  | 0                   | 0                    | 0                   |
| 54001     | Travel & Per Diem                                | 0                  | 0                   | 0                    | 0                   |
| 54101     | Communications                                   | 1,996              | 3,468               | 3,468                | 3,468               |
| 54201     | Postage & Freight                                | 0                  | 0                   | 0                    | 0                   |
| 54301     | Utility Services                                 | 0                  | 0                   | 0                    | 0                   |
| 54401     | Rentals & Leases                                 | 0                  | 0                   | 0                    | 0                   |
| 54501     | Insurance  | 0                  | 0                   | 0                    | 0                   |
| 54601     | Repair & Maintenance Services                    | 32,185             | 39,367              | 71,099               | 71,099              |
| 54701     | Printing & Binding                               | 0                  | 0                   | 0                    | 0                   |
| 54801     | Promotional Activities                           | 0                  | 0                   | 0                    | 0                   |
| 54901     | Other Current Charges & Obligations              | 0                  | 0                   | 0                    | 0                   |
| 54931     | Host Ordinance                                   | 0                  | 0                   | 0                    | 0                   |
| 55101     | Office Supplies                                  | 4,430              | 5,000               | 3,000                | 3,000               |
| 55201     | Operating Supplies                               | 7,306              | 15,006              | 61,408               | 63,908              |
| 55301     | Road Materials & Supplies                        | 0                  | 0                   | 0                    | 0                   |
| 55401     | Books, Publications, Subscriptions & Memberships | 0                  | 0                   | 0                    | 0                   |
| 55501     | Training and Registrations                       | 0                  | 0                   | 0                    | 0                   |
| 55801     | Bad Debt   | 0                  | 0                   | 0                    | 0                   |
| 55901     | Depreciation                                     | 0                  | 0                   | 0                    | 0                   |
|           | OPERATING COSTS                                  | 85,658             | 104,134             | 191,518              | 194,018             |
| 56101     | Land   | 0                  | 0                   | 0                    | 0                   |
| 56201     | Buildings  | 0                  | 0                   | 0                    | 0                   |
| 56301     | Improvements Other Than Buildings                | 0                  | 0                   | 0                    | 0                   |
| 56401     | Machinery & Equipment                            | 3,562              | 0                   | 2,500                | 0                   |
| 56501     | Construction in Progress                         | 0                  | 0                   | 0                    | 0                   |
| 56601     | Books, Publications & Library Materials          | 0                  | 0                   | 0                    | 0                   |
| 56801     | Intangible Assets                                | 0                  | 0                   | 0                    | 0                   |
|           | CAPITAL OUTLAY                                   | 3,562              | 0                   | 2,500                | 0                   |
| 57101     | Principal  | 0                  | 0                   | 0                    | 0                   |
| 57201     | Interest   | 0                  | 0                   | 0                    | 0                   |
| 57301     | Other Debt Service Costs                         | 0                  | 0                   | 0                    | 0                   |
|           | DEBT SERVICE                                     | 0                  | 0                   | 0                    | 0                   |
| 58101     | Aids to Governmental Agencies                    | 0                  | 0                   | 0                    | 0                   |
| 58201     | Aids to Private Organizations                    | 0                  | 0                   | 0                    | 0                   |
| 58301     | Other Grants and Aids                            | 0                  | 0                   | 0                    | 0                   |
|           | GRANTS AND AIDS                                  | 0                  | 0                   | 0                    | 0                   |
| 59101     | Transfers  | 0                  | 0                   | 0                    | 0                   |
| 59801     | Reserves   | 0                  | 0                   | 0                    | 0                   |
|           | NON-OPERATING COSTS                              | 0                  | 0                   | 0                    | 0                   |
|           | TOTAL BUDGET                                     | \$ 89,219          | \$ 104,134          | \$ 194,018           | \$ 194,018          |
| RESOURCES |  |                    |                     |                      |                     |
|           | General Fund Transfer                            | \$ 0               | \$ 0                | \$ 87,018            | \$ 87,018           |
|           | \$2 Recording Fee Revenues                       | 100,277            | 91,200              | 95,000               | 95,000              |
|           | Fund Balance                                     | (11,057)           | 12,934              | 12,000               | 12,000              |
|           | TOTAL REVENUES                                   | \$ 89,219          | \$ 104,134          | \$ 194,018           | \$ 194,018          |

FUND: 115 - Article V Fund  
 FUNCTION: General Administration  
 ACTIVITY: Public Defender

DEPARTMENT: Judicial Services  
 DIVISION: Public Defender  
 COST CENTER: 410414 - Communications

| Account   | Title  | Actual<br>FY 18-19 | Adopted<br>FY 19-20 | Proposed<br>FY 20-21 | Adopted<br>FY 20-21 |
|-----------|--|--------------------|---------------------|----------------------|---------------------|
| 51101     | Executive Salaries                               | \$ 0               | \$ 0                | \$ 0                 | 0                   |
| 51201     | Regular Salaries & Wages                         | 0                  | 0                   | 0                    | 0                   |
| 51301     | Other Salaries & Wages                           | 0                  | 0                   | 0                    | 0                   |
| 51401     | Overtime   | 0                  | 0                   | 0                    | 0                   |
| 51501     | Special pay                                      | 0                  | 0                   | 0                    | 0                   |
| 52101     | FICA Taxes                                       | 0                  | 0                   | 0                    | 0                   |
| 52201     | Retirement Contributions                         | 0                  | 0                   | 0                    | 0                   |
| 52301     | Life & Health Insurance                          | 0                  | 0                   | 0                    | 0                   |
| 52401     | Workers' Compensation                            | 0                  | 0                   | 0                    | 0                   |
| 52501     | Unemployment Compensation                        | 0                  | 0                   | 0                    | 0                   |
|           | PERSONNEL COSTS                                  | 0                  | 0                   | 0                    | 0                   |
| 53101     | Professional Services                            | 1,050              | 2,000               | 1,800                | 1,800               |
| 53201     | Accounting & Auditing                            | 0                  | 0                   | 0                    | 0                   |
| 53301     | Court Reporter Services                          | 0                  | 0                   | 0                    | 0                   |
| 53401     | Other Contractual Services                       | 0                  | 0                   | 0                    | 0                   |
| 53501     | Investigations                                   | 0                  | 0                   | 0                    | 0                   |
| 53601     | Pension Benefits                                 | 0                  | 0                   | 0                    | 0                   |
| 54001     | Travel & Per Diem                                | 0                  | 0                   | 0                    | 0                   |
| 54101     | Communications                                   | 2,094              | 2,300               | 2,200                | 2,200               |
| 54201     | Postage & Freight                                | 0                  | 0                   | 0                    | 0                   |
| 54301     | Utility Services                                 | 0                  | 0                   | 0                    | 0                   |
| 54401     | Rentals & Leases                                 | 0                  | 0                   | 0                    | 0                   |
| 54501     | Insurance  | 0                  | 0                   | 0                    | 0                   |
| 54601     | Repair & Maintenance Services                    | 168                | 2,000               | 2,000                | 2,000               |
| 54701     | Printing & Binding                               | 0                  | 0                   | 0                    | 0                   |
| 54801     | Promotional Activities                           | 0                  | 0                   | 0                    | 0                   |
| 54901     | Other Current Charges & Obligations              | 0                  | 0                   | 0                    | 0                   |
| 54931     | Host Ordinance                                   | 0                  | 0                   | 0                    | 0                   |
| 55101     | Office Supplies                                  | 0                  | 0                   | 0                    | 0                   |
| 55201     | Operating Supplies                               | 0                  | 0                   | 0                    | 0                   |
| 55301     | Road Materials & Supplies                        | 0                  | 0                   | 0                    | 0                   |
| 55401     | Books, Publications, Subscriptions & Memberships | 0                  | 0                   | 0                    | 0                   |
| 55501     | Training and Registrations                       | 0                  | 0                   | 0                    | 0                   |
| 55801     | Bad Debt   | 0                  | 0                   | 0                    | 0                   |
| 55901     | Depreciation                                     | 0                  | 0                   | 0                    | 0                   |
|           | OPERATING COSTS                                  | 3,312              | 6,300               | 6,000                | 6,000               |
| 56101     | Land   | 0                  | 0                   | 0                    | 0                   |
| 56201     | Buildings  | 0                  | 0                   | 0                    | 0                   |
| 56301     | Improvements Other Than Buildings                | 0                  | 0                   | 0                    | 0                   |
| 56401     | Machinery & Equipment                            | 0                  | 0                   | 0                    | 0                   |
| 56501     | Construction in Progress                         | 0                  | 0                   | 0                    | 0                   |
| 56601     | Books, Publications & Library Materials          | 0                  | 0                   | 0                    | 0                   |
|           | CAPITAL OUTLAY                                   | 0                  | 0                   | 0                    | 0                   |
| 57101     | Principal  | 0                  | 0                   | 0                    | 0                   |
| 57201     | Interest   | 0                  | 0                   | 0                    | 0                   |
| 57301     | Other Debt Service Costs                         | 0                  | 0                   | 0                    | 0                   |
|           | DEBT SERVICE                                     | 0                  | 0                   | 0                    | 0                   |
| 58101     | Aids to Governmental Agencies                    | 0                  | 0                   | 0                    | 0                   |
| 58201     | Aids to Private Organizations                    | 0                  | 0                   | 0                    | 0                   |
| 58301     | Other Grants and Aids                            | 0                  | 0                   | 0                    | 0                   |
|           | GRANTS AND AIDS                                  | 0                  | 0                   | 0                    | 0                   |
| 59101     | Transfers  | 0                  | 0                   | 0                    | 0                   |
| 59801     | Reserves   | 0                  | 0                   | 0                    | 0                   |
|           | NON-OPERATING COSTS                              | 0                  | 0                   | 0                    | 0                   |
|           | TOTAL BUDGET                                     | \$ 3,312           | \$ 6,300            | \$ 6,000             | \$ 6,000            |
| RESOURCES |  |                    |                     |                      |                     |
|           | General Fund Transfer                            | \$ 3,312           | \$ 6,300            | \$ 6,000             | \$ 6,000            |
|           | \$2 Recording Fee Revenues                       | 0                  | 0                   | 0                    | 0                   |
|           | TOTAL REVENUES                                   | \$ 3,312           | \$ 6,300            | \$ 6,000             | \$ 6,000            |

FUND: 115 - Article V Fund  
 FUNCTION: General Operations  
 ACTIVITY: Information Systems

DEPARTMENT: Judicial Services  
 DIVISION: Public Defender  
 COST CENTER: 410412 - Santa Rosa Technology

| Account   | Title  | Actual<br>FY 18-19 | Adopted<br>FY 19-20 | Proposed<br>FY 20-21 | Adopted<br>FY 20-21 |
|-----------|--|--------------------|---------------------|----------------------|---------------------|
| 51101     | Executive Salaries                               | \$ 0               | \$ 0                | \$ 0                 | \$ 0                |
| 51201     | Regular Salaries & Wages                         | 0                  | 0                   | 0                    | 0                   |
| 51301     | Other Salaries & Wages                           | 0                  | 0                   | 0                    | 0                   |
| 51401     | Overtime   | 0                  | 0                   | 0                    | 0                   |
| 51501     | Special pay                                      | 0                  | 0                   | 0                    | 0                   |
| 52101     | FICA Taxes                                       | 0                  | 0                   | 0                    | 0                   |
| 52201     | Retirement Contributions                         | 0                  | 0                   | 0                    | 0                   |
| 52301     | Life & Health Insurance                          | 0                  | 0                   | 0                    | 0                   |
| 52401     | Workers' Compensation                            | 0                  | 0                   | 0                    | 0                   |
| 52501     | Unemployment Compensation                        | 0                  | 0                   | 0                    | 0                   |
|           | PERSONNEL COSTS                                  | <u>0</u>           | <u>0</u>            | <u>0</u>             | <u>0</u>            |
| 53101     | Professional Services                            | 39,741             | 41,293              | 41,293               | 41,293              |
| 53201     | Accounting & Auditing                            | 0                  | 0                   | 0                    | 0                   |
| 53301     | Court Reporter Services                          | 0                  | 0                   | 0                    | 0                   |
| 53401     | Other Contractual Services                       | 0                  | 0                   | 0                    | 0                   |
| 53501     | Investigations                                   | 0                  | 0                   | 0                    | 0                   |
| 53601     | Pension Benefits                                 | 0                  | 0                   | 0                    | 0                   |
| 54001     | Travel & Per Diem                                | 0                  | 0                   | 0                    | 0                   |
| 54101     | Communications                                   | 13,086             | 13,500              | 0                    | 0                   |
| 54201     | Postage & Freight                                | 0                  | 0                   | 0                    | 0                   |
| 54301     | Utility Services                                 | 0                  | 0                   | 0                    | 0                   |
| 54401     | Rentals & Leases                                 | 0                  | 0                   | 0                    | 0                   |
| 54501     | Insurance  | 0                  | 0                   | 0                    | 0                   |
| 54601     | Repair & Maintenance Services                    | 26,883             | 32,999              | 38,528               | 38,528              |
| 54701     | Printing & Binding                               | 0                  | 0                   | 0                    | 0                   |
| 54801     | Promotional Activities                           | 0                  | 0                   | 0                    | 0                   |
| 54901     | Other Current Charges & Obligations              | 3,500              | 3,300               | 3,750                | 3,750               |
| 54931     | Host Ordinance                                   | 0                  | 0                   | 0                    | 0                   |
| 55101     | Office Supplies                                  | 425                | 0                   | 0                    | 0                   |
| 55201     | Operating Supplies                               | 713                | 0                   | 0                    | 0                   |
| 55301     | Road Materials & Supplies                        | 0                  | 0                   | 0                    | 0                   |
| 55401     | Books, Publications, Subscriptions & Memberships | 0                  | 0                   | 0                    | 0                   |
| 55501     | Training and Registrations                       | 0                  | 0                   | 0                    | 0                   |
| 55801     | Bad Debt   | 0                  | 0                   | 0                    | 0                   |
| 55901     | Depreciation                                     | 0                  | 0                   | 0                    | 0                   |
|           | OPERATING COSTS                                  | <u>84,349</u>      | <u>91,092</u>       | <u>83,571</u>        | <u>83,571</u>       |
| 56101     | Land   | 0                  | 0                   | 0                    | 0                   |
| 56201     | Buildings  | 0                  | 0                   | 0                    | 0                   |
| 56301     | Improvements Other Than Buildings                | 0                  | 0                   | 0                    | 0                   |
| 56401     | Machinery & Equipment                            | 2,287              | 0                   | 0                    | 0                   |
| 56501     | Construction in Progress                         | 0                  | 0                   | 0                    | 0                   |
| 56601     | Books, Publications & Library Materials          | 0                  | 0                   | 0                    | 0                   |
| 56801     | Intangible Assets                                | 0                  | 0                   | 0                    | 0                   |
|           | CAPITAL OUTLAY                                   | <u>2,287</u>       | <u>0</u>            | <u>0</u>             | <u>0</u>            |
| 57101     | Principal  | 0                  | 0                   | 0                    | 0                   |
| 57201     | Interest   | 0                  | 0                   | 0                    | 0                   |
| 57301     | Other Debt Service Costs                         | 0                  | 0                   | 0                    | 0                   |
|           | DEBT SERVICE                                     | <u>0</u>           | <u>0</u>            | <u>0</u>             | <u>0</u>            |
| 58101     | Aids to Governmental Agencies                    | 0                  | 0                   | 0                    | 0                   |
| 58201     | Aids to Private Organizations                    | 0                  | 0                   | 0                    | 0                   |
| 58301     | Other Grants and Aids                            | 0                  | 0                   | 0                    | 0                   |
|           | GRANTS AND AIDS                                  | <u>0</u>           | <u>0</u>            | <u>0</u>             | <u>0</u>            |
| 59101     | Transfers  | 0                  | 0                   | 0                    | 0                   |
| 59801     | Reserves   | 0                  | 0                   | 0                    | 0                   |
|           | NON-OPERATING COSTS                              | <u>0</u>           | <u>0</u>            | <u>0</u>             | <u>0</u>            |
|           | TOTAL BUDGET                                     | <u>\$ 86,635</u>   | <u>\$ 91,092</u>    | <u>\$ 83,571</u>     | <u>\$ 83,571</u>    |
| RESOURCES |  |                    |                     |                      |                     |
|           | General Fund Revenues                            | \$ 0               | \$ 0                | \$ 0                 | \$ 0                |
|           | \$2 Recording Fee Revenues                       | 70,000             | 62,700              | 71,250               | 71,250              |
|           | Fund Balance                                     | 16,635             | 28,392              | 12,321               | 12,321              |
|           | TOTAL REVENUES                                   | <u>\$ 86,635</u>   | <u>\$ 91,092</u>    | <u>\$ 83,571</u>     | <u>\$ 83,571</u>    |

FUND: 115 - Article V Fund  
 FUNCTION: General Operations  
 ACTIVITY: Information Systems

DEPARTMENT: Judicial Services  
 DIVISION: Public Defender  
 COST CENTER: 410413 - Okaloosa Technology

| Account   | Title  | Actual<br>FY 18-19 | Adopted<br>FY 19-20 | Proposed<br>FY 20-21 | Adopted<br>FY 20-21 |
|-----------|--|--------------------|---------------------|----------------------|---------------------|
| 51101     | Executive Salaries                               | \$ 0               | \$ 0                | \$ 0                 | 0                   |
| 51201     | Regular Salaries & Wages                         | 0                  | 0                   | 0                    | 0                   |
| 51301     | Other Salaries & Wages                           | 0                  | 0                   | 0                    | 0                   |
| 51401     | Overtime   | 0                  | 0                   | 0                    | 0                   |
| 51501     | Special pay                                      | 0                  | 0                   | 0                    | 0                   |
| 52101     | FICA Taxes                                       | 0                  | 0                   | 0                    | 0                   |
| 52201     | Retirement Contributions                         | 0                  | 0                   | 0                    | 0                   |
| 52301     | Life & Health Insurance                          | 0                  | 0                   | 0                    | 0                   |
| 52401     | Workers' Compensation                            | 0                  | 0                   | 0                    | 0                   |
| 52501     | Unemployment Compensation                        | 0                  | 0                   | 0                    | 0                   |
|           | PERSONNEL COSTS                                  | 0                  | 0                   | 0                    | 0                   |
| 53101     | Professional Services                            | 39,551             | 41,293              | 41,293               | 41,293              |
| 53201     | Accounting & Auditing                            | 0                  | 0                   | 0                    | 0                   |
| 53301     | Court Reporter Services                          | 0                  | 0                   | 0                    | 0                   |
| 53401     | Other Contractual Services                       | 0                  | 0                   | 0                    | 0                   |
| 53501     | Investigations                                   | 0                  | 0                   | 0                    | 0                   |
| 53601     | Pension Benefits                                 | 0                  | 0                   | 0                    | 0                   |
| 54001     | Travel & Per Diem                                | 0                  | 0                   | 0                    | 0                   |
| 54101     | Communications                                   | 10,037             | 11,000              | 0                    | 0                   |
| 54201     | Postage & Freight                                | 0                  | 0                   | 0                    | 0                   |
| 54301     | Utility Services                                 | 0                  | 0                   | 0                    | 0                   |
| 54401     | Rentals & Leases                                 | 0                  | 0                   | 0                    | 0                   |
| 54501     | Insurance  | 0                  | 0                   | 0                    | 0                   |
| 54601     | Repair & Maintenance Services                    | 32,875             | 24,902              | 49,659               | 49,659              |
| 54701     | Printing & Binding                               | 0                  | 0                   | 0                    | 0                   |
| 54801     | Promotional Activities                           | 0                  | 0                   | 0                    | 0                   |
| 54901     | Other Current Charges & Obligations              | 4,250              | 4,750               | 4,900                | 4,900               |
| 54931     | Host Ordinance                                   | 0                  | 0                   | 0                    | 0                   |
| 55101     | Office Supplies                                  | 2,559              | 2,750               | 0                    | 0                   |
| 55201     | Operating Supplies                               | 7,226              | 5,555               | 0                    | 0                   |
| 55301     | Road Materials & Supplies                        | 0                  | 0                   | 0                    | 0                   |
| 55401     | Books, Publications, Subscriptions & Memberships | 0                  | 0                   | 0                    | 0                   |
| 55501     | Training and Registrations                       | 0                  | 0                   | 0                    | 0                   |
| 55801     | Bad Debt   | 0                  | 0                   | 0                    | 0                   |
| 55901     | Depreciation                                     | 0                  | 0                   | 0                    | 0                   |
|           | OPERATING COSTS                                  | 96,497             | 90,250              | 95,852               | 95,852              |
| 56101     | Land   | 0                  | 0                   | 0                    | 0                   |
| 56201     | Buildings  | 0                  | 0                   | 0                    | 0                   |
| 56301     | Improvements Other Than Buildings                | 0                  | 0                   | 0                    | 0                   |
| 56401     | Machinery & Equipment                            | 2,287              | 0                   | 0                    | 0                   |
| 56501     | Construction in Progress                         | 0                  | 0                   | 0                    | 0                   |
| 56601     | Books, Publications & Library Materials          | 0                  | 0                   | 0                    | 0                   |
| 56801     | Intangible Assets                                | 0                  | 0                   | 0                    | 0                   |
|           | CAPITAL OUTLAY                                   | 2,287              | 0                   | 0                    | 0                   |
| 57101     | Principal  | 0                  | 0                   | 0                    | 0                   |
| 57201     | Interest   | 0                  | 0                   | 0                    | 0                   |
| 57301     | Other Debt Service Costs                         | 0                  | 0                   | 0                    | 0                   |
|           | DEBT SERVICE                                     | 0                  | 0                   | 0                    | 0                   |
| 58101     | Aids to Governmental Agencies                    | 0                  | 0                   | 0                    | 0                   |
| 58201     | Aids to Private Organizations                    | 0                  | 0                   | 0                    | 0                   |
| 58301     | Other Grants and Aids                            | 0                  | 0                   | 0                    | 0                   |
|           | GRANTS AND AIDS                                  | 0                  | 0                   | 0                    | 0                   |
| 59101     | Transfers  | 0                  | 0                   | 0                    | 0                   |
| 59801     | Reserves   | 0                  | 0                   | 0                    | 0                   |
|           | NON-OPERATING COSTS                              | 0                  | 0                   | 0                    | 0                   |
|           | TOTAL BUDGET                                     | \$ 98,784          | \$ 90,250           | \$ 95,852            | \$ 95,852           |
| RESOURCES |  |                    |                     |                      |                     |
|           | General Fund Revenues                            | \$ 0               | \$ 0                | \$ 0                 | 0                   |
|           | \$2 Recording Fee Revenues                       | 110,343            | 90,250              | 93,100               | 93,100              |
|           | Fund Balance                                     | (11,560)           | 0                   | 2,752                | 2,752               |
|           | TOTAL REVENUES                                   | \$ 98,784          | \$ 90,250           | \$ 95,852            | \$ 95,852           |

FUND: 115 - Article V Fund  
 FUNCTION: General Operations  
 ACTIVITY: Information Systems

DEPARTMENT: Judicial Services  
 DIVISION: Public Defender  
 COST CENTER: 410415 - Walton Technology

| Account   | Title  | Actual<br>FY 18-19 | Adopted<br>FY 19-20 | Proposed<br>FY 20-21 | Adopted<br>FY 20-21 |
|-----------|--|--------------------|---------------------|----------------------|---------------------|
| 51101     | Executive Salaries                               | \$ 0               | \$ 0                | \$ 0                 | 0                   |
| 51201     | Regular Salaries & Wages                         | 0                  | 0                   | 0                    | 0                   |
| 51301     | Other Salaries & Wages                           | 0                  | 0                   | 0                    | 0                   |
| 51401     | Overtime   | 0                  | 0                   | 0                    | 0                   |
| 51501     | Special pay                                      | 0                  | 0                   | 0                    | 0                   |
| 52101     | FICA Taxes                                       | 0                  | 0                   | 0                    | 0                   |
| 52201     | Retirement Contributions                         | 0                  | 0                   | 0                    | 0                   |
| 52301     | Life & Health Insurance                          | 0                  | 0                   | 0                    | 0                   |
| 52401     | Workers' Compensation                            | 0                  | 0                   | 0                    | 0                   |
| 52501     | Unemployment Compensation                        | 0                  | 0                   | 0                    | 0                   |
|           | PERSONNEL COSTS                                  | 0                  | 0                   | 0                    | 0                   |
| 53101     | Professional Services                            | 39,741             | 41,293              | 41,293               | 41,293              |
| 53201     | Accounting & Auditing                            | 0                  | 0                   | 0                    | 0                   |
| 53301     | Court Reporter Services                          | 0                  | 0                   | 0                    | 0                   |
| 53401     | Other Contractual Services                       | 0                  | 0                   | 0                    | 0                   |
| 53501     | Investigations                                   | 0                  | 0                   | 0                    | 0                   |
| 53601     | Pension Benefits                                 | 0                  | 0                   | 0                    | 0                   |
| 54001     | Travel & Per Diem                                | 0                  | 0                   | 0                    | 0                   |
| 54101     | Communications                                   | 0                  | 0                   | 0                    | 0                   |
| 54201     | Postage & Freight                                | 0                  | 0                   | 0                    | 0                   |
| 54301     | Utility Services                                 | 0                  | 0                   | 0                    | 0                   |
| 54401     | Rentals & Leases                                 | 0                  | 0                   | 0                    | 0                   |
| 54501     | Insurance  | 0                  | 0                   | 0                    | 0                   |
| 54601     | Repair & Maintenance Services                    | 0                  | 20,542              | 18,669               | 18,669              |
| 54701     | Printing & Binding                               | 0                  | 0                   | 0                    | 0                   |
| 54801     | Promotional Activities                           | 0                  | 0                   | 0                    | 0                   |
| 54901     | Other Current Charges & Obligations              | 2,600              | 2,800               | 2,800                | 2,800               |
| 54931     | Host Ordinance                                   | 0                  | 0                   | 0                    | 0                   |
| 55101     | Office Supplies                                  | 717                | 0                   | 0                    | 0                   |
| 55201     | Operating Supplies                               | 2,141              | 0                   | 0                    | 0                   |
| 55301     | Road Materials & Supplies                        | 0                  | 0                   | 0                    | 0                   |
| 55401     | Books, Publications, Subscriptions & Memberships | 0                  | 0                   | 0                    | 0                   |
| 55501     | Training and Registrations                       | 0                  | 0                   | 0                    | 0                   |
| 55801     | Bad Debt   | 0                  | 0                   | 0                    | 0                   |
| 55901     | Depreciation                                     | 0                  | 0                   | 0                    | 0                   |
|           | OPERATING COSTS                                  | 45,199             | 64,635              | 62,762               | 62,762              |
| 56101     | Land   | 0                  | 0                   | 0                    | 0                   |
| 56201     | Buildings  | 0                  | 0                   | 0                    | 0                   |
| 56301     | Improvements Other Than Buildings                | 0                  | 0                   | 0                    | 0                   |
| 56401     | Machinery & Equipment                            | 2,287              | 0                   | 0                    | 0                   |
| 56501     | Construction in Progress                         | 0                  | 0                   | 0                    | 0                   |
| 56601     | Books, Publications & Library Materials          | 0                  | 0                   | 0                    | 0                   |
| 56801     | Intangible Assets                                | 0                  | 0                   | 0                    | 0                   |
|           | CAPITAL OUTLAY                                   | 2,287              | 0                   | 0                    | 0                   |
| 57101     | Principal  | 0                  | 0                   | 0                    | 0                   |
| 57201     | Interest   | 0                  | 0                   | 0                    | 0                   |
| 57301     | Other Debt Service Costs                         | 0                  | 0                   | 0                    | 0                   |
|           | DEBT SERVICE                                     | 0                  | 0                   | 0                    | 0                   |
| 58101     | Aids to Governmental Agencies                    | 0                  | 0                   | 0                    | 0                   |
| 58201     | Aids to Private Organizations                    | 0                  | 0                   | 0                    | 0                   |
| 58301     | Other Grants and Aids                            | 0                  | 0                   | 0                    | 0                   |
|           | GRANTS AND AIDS                                  | 0                  | 0                   | 0                    | 0                   |
| 59101     | Transfers  | 0                  | 0                   | 0                    | 0                   |
| 59801     | Reserves   | 0                  | 0                   | 0                    | 0                   |
|           | NON-OPERATING COSTS                              | 0                  | 0                   | 0                    | 0                   |
|           | TOTAL BUDGET                                     | \$ 47,486          | \$ 64,635           | \$ 62,762            | \$ 62,762           |
| RESOURCES |  |                    |                     |                      |                     |
|           | General Fund Revenues                            | \$ 0               | \$ 0                | \$ 0                 | 0                   |
|           | \$2 Recording Fee Revenues                       | 55,548             | 53,200              | 53,200               | 53,200              |
|           | Fund Balance                                     | (8,062)            | 11,435              | 9,562                | 9,562               |
|           | TOTAL REVENUES                                   | \$ 47,486          | \$ 64,635           | \$ 62,762            | \$ 62,762           |

**Department Budget Summary**

**DEPARTMENT:** MEDICAL EXAMINER  
**FUND:** 001

---

**MISSION STATEMENT**

---

The mission that incorporates the obligation of the Medical Examiner’s Office, District One, Florida, has been established as follows:

- Investigate thoroughly and professionally the cause, manner, circumstance and mechanism of death in those death cases defined under the Florida Statute, Chapter 406 and according to recommendations provided under the Administrative Procedures Act, Rule Chapter 11G.
- Provide credible, objective, truthful and scientifically sound medico legal testimony.
- Provide statistical data to State and public agencies as requested.
- Educate and train medico legal experts.
- Treat bereaved families with respect, sensitivity and consideration. Provide families and loved ones of decedents with timely reports and explanations.
- Render courteous and professional service to public and private agencies and to the public in general.
- Engage in legal, ethical, and meaningful research.

| <b>SUMMARY OF RESOURCES:</b> | <u>2019<br/>Actual</u> | <u>2020<br/>Adopted</u> | <u>2021<br/>Proposed</u> | <u>2021<br/>Adopted</u> |
|------------------------------|------------------------|-------------------------|--------------------------|-------------------------|
| Positions <sup>20</sup>      | -                      | -                       | -                        | -                       |
| Operating Costs              | \$1,055,830            | \$1,032,864             | \$1,506,602              | \$1,506,602             |

---

| <b>SOURCES OF FUNDING:</b> | <u>2019<br/>Actual</u> | <u>2020<br/>Adopted</u> | <u>2021<br/>Proposed</u> | <u>2021<br/>Adopted</u> |
|----------------------------|------------------------|-------------------------|--------------------------|-------------------------|
| Fund 001                   | \$1,055,830            | \$1,032,864             | \$1,506,602              | \$1,506,602             |

---

**SIGNIFICANT CHANGES FOR 2020-2021**

---

The District 1 Medical Examiner’s budget has increased by approximately 45.87% for FY20/21. The County approved Ordinance 2012-72 and an amending Resolution R2019-60 that allows the County to levy a fee of \$40 for cremation authorization services previously collected by the Medical Examiner; funding is used to assist in defraying the cost of examination services provided.

---

<sup>20</sup> There are no Escambia County employees in this program.

FUND: 001 - General Fund  
 FUNCTION: Public Safety  
 ACTIVITY: Medical Examiners

DEPARTMENT: Judicial Services  
 DIVISION: Medical Examiner  
 COST CENTER: 410201 - Administration

| Account   | Title                                   | Actual<br>FY 18-19  | Adopted<br>FY 19-20 | Proposed<br>FY 20-21 | Adopted<br>FY 20-21 |
|-----------|---|---------------------|---------------------|----------------------|---------------------|
| 51101     | Executive Salaries                      | \$ 0                | \$ 0                | \$ 0                 | 0                   |
| 51201     | Regular Salaries & Wages                | 0                   | 0                   | 0                    | 0                   |
| 51301     | Other Salaries & Wages                  | 0                   | 0                   | 0                    | 0                   |
| 51401     | Overtime                                | 0                   | 0                   | 0                    | 0                   |
| 51501     | Special pay                             | 0                   | 0                   | 0                    | 0                   |
| 52101     | FICA Taxes                              | 0                   | 0                   | 0                    | 0                   |
| 52201     | Retirement Contributions                | 0                   | 0                   | 0                    | 0                   |
| 52301     | Life & Health Insurance                 | 0                   | 0                   | 0                    | 0                   |
| 52401     | Workers' Compensation                   | 0                   | 0                   | 0                    | 0                   |
| 52501     | Unemployment Compensation               | 0                   | 0                   | 0                    | 0                   |
|           | PERSONNEL COSTS                         | <u>0</u>            | <u>0</u>            | <u>0</u>             | <u>0</u>            |
| 53101     | Professional Services                   | 0                   | 0                   | 0                    | 0                   |
| 53201     | Accounting & Auditing                   | 0                   | 0                   | 0                    | 0                   |
| 53301     | Court Reporter Services                 | 0                   | 0                   | 0                    | 0                   |
| 53401     | Other Contractual Services              | 0                   | 0                   | 0                    | 0                   |
| 53501     | Investigations                          | 0                   | 0                   | 0                    | 0                   |
| 53601     | Pension Benefits                        | 0                   | 0                   | 0                    | 0                   |
| 54001     | Travel & Per Diem                       | 0                   | 0                   | 0                    | 0                   |
| 54101     | Communications                          | 0                   | 0                   | 0                    | 0                   |
| 54201     | Postage & Freight                       | 0                   | 0                   | 0                    | 0                   |
| 54301     | Utility Services                        | 0                   | 0                   | 0                    | 0                   |
| 54401     | Rentals & Leases                        | 0                   | 0                   | 0                    | 0                   |
| 54501     | Insurance                               | 0                   | 0                   | 0                    | 0                   |
| 54601     | Repair & Maintenance Services           | 0                   | 0                   | 0                    | 0                   |
| 54701     | Printing & Binding                      | 0                   | 0                   | 0                    | 0                   |
| 54801     | Promotional Activities                  | 0                   | 0                   | 0                    | 0                   |
| 54901     | Other Current Charges & Obligations     | 0                   | 0                   | 0                    | 0                   |
| 54931     | Host Ordinance                          | 0                   | 0                   | 0                    | 0                   |
| 55101     | Office Supplies                         | 0                   | 0                   | 0                    | 0                   |
| 55201     | Operating Supplies                      | 0                   | 0                   | 0                    | 0                   |
| 55301     | Road Materials & Supplies               | 0                   | 0                   | 0                    | 0                   |
| 55401     | Books, Pubs, & Subs                     | 0                   | 0                   | 0                    | 0                   |
| 55501     | Training & Registrations                | 0                   | 0                   | 0                    | 0                   |
| 55801     | Bad Debt                                | 0                   | 0                   | 0                    | 0                   |
| 55901     | Depreciation                            | 0                   | 0                   | 0                    | 0                   |
|           | OPERATING COSTS                         | <u>0</u>            | <u>0</u>            | <u>0</u>             | <u>0</u>            |
| 56101     | Land                                    | 0                   | 0                   | 0                    | 0                   |
| 56201     | Buildings                               | 0                   | 0                   | 0                    | 0                   |
| 56301     | Improvements Other Than Buildings       | 0                   | 0                   | 0                    | 0                   |
| 56401     | Machinery & Equipment                   | 0                   | 0                   | 0                    | 0                   |
| 56501     | Construction in Progress                | 0                   | 0                   | 0                    | 0                   |
| 56601     | Books, Publications & Library Materials | 0                   | 0                   | 0                    | 0                   |
|           | CAPITAL OUTLAY                          | <u>0</u>            | <u>0</u>            | <u>0</u>             | <u>0</u>            |
| 57101     | Principal                               | 0                   | 0                   | 0                    | 0                   |
| 57201     | Interest                                | 0                   | 0                   | 0                    | 0                   |
| 57301     | Other Debt Service Costs                | 0                   | 0                   | 0                    | 0                   |
|           | DEBT SERVICE                            | <u>0</u>            | <u>0</u>            | <u>0</u>             | <u>0</u>            |
| 58101     | Aids to Governmental Agencies           | 1,055,830           | 1,032,864           | 1,506,602            | 1,506,602           |
| 58201     | Aids to Private Organizations           | 0                   | 0                   | 0                    | 0                   |
| 58301     | Other Grants and Aids                   | 0                   | 0                   | 0                    | 0                   |
|           | GRANTS AND AIDS                         | <u>1,055,830</u>    | <u>1,032,864</u>    | <u>1,506,602</u>     | <u>1,506,602</u>    |
| 59101     | Transfers                               | 0                   | 0                   | 0                    | 0                   |
| 59801     | Reserves                                | 0                   | 0                   | 0                    | 0                   |
|           | NON-OPERATING COSTS                     | <u>0</u>            | <u>0</u>            | <u>0</u>             | <u>0</u>            |
|           | TOTAL BUDGET                            | <u>\$ 1,055,830</u> | <u>\$ 1,032,864</u> | <u>\$ 1,506,602</u>  | <u>\$ 1,506,602</u> |
| RESOURCES |   |                     |                     |                      |                     |
|           | General Fund Revenues                   | \$ 1,055,830        | \$ 1,032,864        | \$ 1,506,602         | \$ 1,506,602        |
|           | TOTAL REVENUES                          | <u>\$ 1,055,830</u> | <u>\$ 1,032,864</u> | <u>\$ 1,506,602</u>  | <u>\$ 1,506,602</u> |



**Department Budget Summary**

**DEPARTMENT:** JUDICIAL SERVICES  
**FUND:** 115

---

**MISSION STATEMENT**

---

The County is required to pay certain expenses for Judicial Services as outlined in the Florida Statutes. These expenses include funding of furnishings in the common areas of the courts and communication related expenses.

|                              | <u>2019<br/>Actual</u> | <u>2020<br/>Adopted</u> | <u>2021<br/>Proposed</u> | <u>2021<br/>Adopted</u> |
|------------------------------|------------------------|-------------------------|--------------------------|-------------------------|
| <b>SUMMARY OF RESOURCES:</b> |                        |                         |                          |                         |
| Positions <sup>21</sup>      | -                      | -                       | -                        | -                       |
| Operating Costs              | \$21,159               | \$20,620                | \$64,477                 | \$64,477                |
| <b>SOURCES OF FUNDING:</b>   |                        |                         |                          |                         |
| Fund 001                     | \$21,159               | \$20,620                | \$64,477                 | \$64,477                |
| Fund 353                     | _____                  | _____                   | _____                    | _____                   |
| <b>TOTALS</b>                | \$21,159               | \$20,620                | \$64,477                 | \$64,477                |

---

**SIGNIFICANT CHANGES FOR 2020-2021**

---

The funding source for this program is the General Fund.

<sup>21</sup> There are no Escambia County employees in this program.

FUND: 115 - Article V/Fines & Forfeitures  
 FUNCTION: General Administration  
 ACTIVITY: Court Administration

DEPARTMENT: Judicial Services  
 DIVISION: Court Administration  
 COST CENTER: 410506 - Court Administration - Communications

| Account   | Title                                   | Actual<br>FY 18-19 | Adopted<br>FY 19-20 | Proposed<br>FY 20-21 | Adopted<br>FY 20-21 |
|-----------|---|--------------------|---------------------|----------------------|---------------------|
| 51101     | Executive Salaries                      | \$ 0               | \$ 0                | \$ 0                 | 0                   |
| 51201     | Regular Salaries & Wages                | 0                  | 0                   | 0                    | 0                   |
| 51301     | Other Salaries & Wages                  | 0                  | 0                   | 0                    | 0                   |
| 51401     | Overtime                                | 0                  | 0                   | 0                    | 0                   |
| 51501     | Special pay                             | 0                  | 0                   | 0                    | 0                   |
| 52101     | FICA Taxes                              | 0                  | 0                   | 0                    | 0                   |
| 52201     | Retirement Contributions                | 0                  | 0                   | 0                    | 0                   |
| 52301     | Life & Health Insurance                 | 0                  | 0                   | 0                    | 0                   |
| 52401     | Workers' Compensation                   | 0                  | 0                   | 0                    | 0                   |
| 52501     | Unemployment Compensation               | 0                  | 0                   | 0                    | 0                   |
|           | PERSONNEL COSTS                         | <u>0</u>           | <u>0</u>            | <u>0</u>             | <u>0</u>            |
| 53101     | Professional Services                   | 0                  | 0                   | 0                    | 0                   |
| 53201     | Accounting & Auditing                   | 0                  | 0                   | 0                    | 0                   |
| 53301     | Court Reporter Services                 | 0                  | 0                   | 0                    | 0                   |
| 53401     | Other Contractual Services              | 0                  | 0                   | 0                    | 0                   |
| 53501     | Investigations                          | 0                  | 0                   | 0                    | 0                   |
| 53601     | Pension Benefits                        | 0                  | 0                   | 0                    | 0                   |
| 54001     | Travel & Per Diem                       | 0                  | 0                   | 0                    | 0                   |
| 54101     | Communications                          | 9,236              | 8,000               | 8,080                | 8,080               |
| 54201     | Postage & Freight                       | 0                  | 0                   | 0                    | 0                   |
| 54301     | Utility Services                        | 0                  | 0                   | 0                    | 0                   |
| 54401     | Rentals & Leases                        | 0                  | 0                   | 0                    | 0                   |
| 54501     | Insurance                               | 0                  | 0                   | 0                    | 0                   |
| 54601     | Repair & Maintenance Services           | 2,717              | 5,000               | 5,000                | 5,000               |
| 54701     | Printing & Binding                      | 0                  | 0                   | 0                    | 0                   |
| 54801     | Promotional Activities                  | 0                  | 0                   | 0                    | 0                   |
| 54901     | Other Current Charges & Obligations     | 0                  | 0                   | 0                    | 0                   |
| 54931     | Host Ordinance                          | 537                | 500                 | 500                  | 500                 |
| 55101     | Office Supplies                         | 0                  | 0                   | 0                    | 0                   |
| 55201     | Operating Supplies                      | 8,669              | 7,120               | 50,897               | 50,897              |
| 55301     | Road Materials & Supplies               | 0                  | 0                   | 0                    | 0                   |
| 55401     | Books, Pubs, & Subs                     | 0                  | 0                   | 0                    | 0                   |
| 55501     | Training & Registrations                | 0                  | 0                   | 0                    | 0                   |
| 55801     | Bad Debt                                | 0                  | 0                   | 0                    | 0                   |
| 55901     | Depreciation                            | 0                  | 0                   | 0                    | 0                   |
|           | OPERATING COSTS                         | <u>21,159</u>      | <u>20,620</u>       | <u>64,477</u>        | <u>64,477</u>       |
| 56101     | Land                                    | 0                  | 0                   | 0                    | 0                   |
| 56201     | Buildings                               | 0                  | 0                   | 0                    | 0                   |
| 56301     | Improvements Other Than Buildings       | 0                  | 0                   | 0                    | 0                   |
| 56401     | Machinery & Equipment                   | 0                  | 0                   | 0                    | 0                   |
| 56501     | Construction in Progress                | 0                  | 0                   | 0                    | 0                   |
| 56601     | Books, Publications & Library Materials | 0                  | 0                   | 0                    | 0                   |
|           | CAPITAL OUTLAY                          | <u>0</u>           | <u>0</u>            | <u>0</u>             | <u>0</u>            |
| 57101     | Principal                               | 0                  | 0                   | 0                    | 0                   |
| 57201     | Interest                                | 0                  | 0                   | 0                    | 0                   |
| 57301     | Other Debt Service Costs                | 0                  | 0                   | 0                    | 0                   |
|           | DEBT SERVICE                            | <u>0</u>           | <u>0</u>            | <u>0</u>             | <u>0</u>            |
| 58101     | Aids to Governmental Agencies           | 0                  | 0                   | 0                    | 0                   |
| 58201     | Aids to Private Organizations           | 0                  | 0                   | 0                    | 0                   |
| 58301     | Other Grants and Aids                   | 0                  | 0                   | 0                    | 0                   |
|           | GRANTS AND AIDS                         | <u>0</u>           | <u>0</u>            | <u>0</u>             | <u>0</u>            |
| 59101     | Transfers                               | 0                  | 0                   | 0                    | 0                   |
| 59801     | Reserves                                | 0                  | 0                   | 0                    | 0                   |
|           | NON-OPERATING COSTS                     | <u>0</u>           | <u>0</u>            | <u>0</u>             | <u>0</u>            |
|           | TOTAL BUDGET                            | <u>\$ 21,159</u>   | <u>\$ 20,620</u>    | <u>\$ 64,477</u>     | <u>\$ 64,477</u>    |
| RESOURCES |   |                    |                     |                      |                     |
|           | Fund Balance                            | \$ 21,159          | \$ 20,620           | \$ 64,477            | \$ 64,477           |
|           | Transfer from the LOST IV Fund          | 0                  | 0                   | 0                    | 0                   |
|           | TOTAL REVENUES                          | <u>\$ 21,159</u>   | <u>\$ 20,620</u>    | <u>\$ 64,477</u>     | <u>\$ 64,477</u>    |

**Department Budget Summary**

**DEPARTMENT:** JUDICIAL SERVICES TECHNOLOGY  
**FUND:** Article V Fine and Forfeitures / 115

---

**MISSION STATEMENT**

---

The County is required to pay certain expenses for Judicial Services Technology as outlined in the Florida Statutes 29.008 (1)(f)2 and 29.008 (1)(h). These expenses include funding of court-related technology and any county-funded support staff of this system.

|                              | <u>2019<br/>Actual</u> | <u>2020<br/>Adopted</u> | <u>2021<br/>Proposed</u> | <u>2021<br/>Adopted</u> |
|------------------------------|------------------------|-------------------------|--------------------------|-------------------------|
| <b>SUMMARY OF RESOURCES:</b> |                        |                         |                          |                         |
| Positions <sup>22</sup>      | 7                      | 8                       | 7                        | 7                       |
| Operating Costs              | \$1,225,740            | \$923,195               | \$1,058,684              | \$1,058,684             |
|                              | <hr/>                  | <hr/>                   | <hr/>                    | <hr/>                   |
| TOTALS                       | \$1,225,740            | \$923,195               | \$1,058,684              | \$1,058,684             |
| <b>SOURCES OF FUNDING:</b>   |                        |                         |                          |                         |
| Fund 115                     | \$1,015,959            | \$706,060               | \$766,360                | \$766,360               |
| Fund 001                     | 0                      | 0                       | 0                        | 0                       |
| Fund 353                     | 209,781                | 217,135                 | 292,324                  | 292,324                 |
|                              | <hr/>                  | <hr/>                   | <hr/>                    | <hr/>                   |
| TOTALS                       | \$1,225,740            | \$923,195               | \$1,058,684              | \$1,058,684             |

---

**SIGNIFICANT CHANGES FOR 2020-2021**

---

For Fiscal Year 20/21 there are three (3) cost centers that will be used for the reporting purposes of Court Administration. These include Escambia, Santa-Rosa, & Okaloosa Counties, Walton County is no longer participating in the Circuit. The adoption of Interlocal Agreements created a Circuit-wide funding arrangement between these counties for the \$2 Recording Fee Revenue /Article V, allowing easier purchasing ability and greater oversight on the Information Technology needs of the Circuit as a singular entity. A portion of the funding request will come from the Local Option Sales Tax Funds for FY20/21.

---

<sup>22</sup> Article V Statutes require that the County fund information technology staffing.

FUND: 115 - Article V/Fines & Forfeitures  
 FUNCTION: General Operations  
 ACTIVITY: Information Systems

DEPARTMENT: Judicial Services  
 DIVISION: Court Administration  
 COST CENTER: 410503 - Court Technology

| Account   | Title                                   | Actual<br>FY 18-19 | Adopted<br>FY 19-20 | Proposed<br>FY 20-21 | Adopted<br>FY 20-21 |
|-----------|---|--------------------|---------------------|----------------------|---------------------|
| 51101     | Executive Salaries                      | \$ 0               | \$ 0                | \$ 0                 | 0                   |
| 51201     | Regular Salaries & Wages                | 191,532            | 230,962             | 235,075              | 235,075             |
| 51301     | Other Salaries & Wages                  | 0                  | 0                   | 0                    | 0                   |
| 51401     | Overtime                                | 0                  | 0                   | 0                    | 0                   |
| 51501     | Special pay                             | 0                  | 0                   | 0                    | 0                   |
| 52101     | FICA Taxes                              | 14,715             | 15,063              | 17,983               | 17,983              |
| 52201     | Retirement Contributions                | 19,333             | 20,349              | 23,508               | 23,508              |
| 52301     | Life & Health Insurance                 | 42,142             | 37,000              | 42,000               | 42,000              |
| 52401     | Workers' Compensation                   | 355                | 272                 | 359                  | 359                 |
| 52501     | Unemployment Compensation               | 0                  | 0                   | 0                    | 0                   |
|           | PERSONNEL COSTS                         | <u>268,077</u>     | <u>303,646</u>      | <u>318,925</u>       | <u>318,925</u>      |
| 53101     | Professional Services                   | 5,275              | 11,533              | 11,033               | 11,033              |
| 53201     | Accounting & Auditing                   | 0                  | 0                   | 0                    | 0                   |
| 53301     | Court Reporter Services                 | 0                  | 0                   | 0                    | 0                   |
| 53401     | Other Contractual Services              | 23,828             | 26,010              | 37,040               | 37,040              |
| 53501     | Investigations                          | 0                  | 0                   | 0                    | 0                   |
| 53601     | Pension Benefits                        | 0                  | 0                   | 0                    | 0                   |
| 54001     | Travel & Per Diem                       | 3,551              | 3,650               | 3,070                | 3,070               |
| 54101     | Communications                          | 22,982             | 26,052              | 23,556               | 23,556              |
| 54201     | Postage & Freight                       | 0                  | 0                   | 0                    | 0                   |
| 54301     | Utility Services                        | 0                  | 0                   | 0                    | 0                   |
| 54401     | Rentals & Leases                        | 15,875             | 16,800              | 16,800               | 16,800              |
| 54501     | Insurance                               | 0                  | 0                   | 0                    | 0                   |
| 54601     | Repair & Maintenance Services           | 35,772             | 36,323              | 54,060               | 54,060              |
| 54701     | Printing & Binding                      | 0                  | 0                   | 0                    | 0                   |
| 54801     | Promotional Activities                  | 0                  | 0                   | 0                    | 0                   |
| 54901     | Other Current Charges & Obligations     | 0                  | 0                   | 0                    | 0                   |
| 54931     | Host Ordinance                          | 0                  | 0                   | 0                    | 0                   |
| 55101     | Office Supplies                         | 0                  | 100                 | 100                  | 100                 |
| 55201     | Operating Supplies                      | 118,046            | 22,337              | 24,990               | 24,990              |
| 55301     | Road Materials & Supplies               | 0                  | 0                   | 0                    | 0                   |
| 55401     | Books, Pubs, & Subs                     | 0                  | 250                 | 250                  | 250                 |
| 55501     | Training & Registrations                | 1,849              | 0                   | 0                    | 0                   |
| 55801     | Bad Debt                                | 0                  | 0                   | 0                    | 0                   |
| 55901     | Depreciation                            | 0                  | 0                   | 0                    | 0                   |
|           | OPERATING COSTS                         | <u>227,177</u>     | <u>143,055</u>      | <u>170,899</u>       | <u>170,899</u>      |
| 56101     | Land                                    | 0                  | 0                   | 0                    | 0                   |
| 56201     | Buildings                               | 0                  | 0                   | 0                    | 0                   |
| 56301     | Improvements Other Than Buildings       | 0                  | 0                   | 0                    | 0                   |
| 56401     | Machinery & Equipment                   | 84,728             | 32,500              | 40,000               | 40,000              |
| 56501     | Construction in Progress                | 0                  | 0                   | 0                    | 0                   |
| 56601     | Books, Publications & Library Materials | 0                  | 0                   | 0                    | 0                   |
| 56801     | Intangible Assets                       | 0                  | 0                   | 0                    | 0                   |
|           | CAPITAL OUTLAY                          | <u>84,728</u>      | <u>32,500</u>       | <u>40,000</u>        | <u>40,000</u>       |
| 57101     | Principal                               | 0                  | 0                   | 0                    | 0                   |
| 57201     | Interest                                | 0                  | 0                   | 0                    | 0                   |
| 57301     | Other Debt Service Costs                | 0                  | 0                   | 0                    | 0                   |
|           | DEBT SERVICE                            | <u>0</u>           | <u>0</u>            | <u>0</u>             | <u>0</u>            |
| 58101     | Aids to Governmental Agencies           | 0                  | 0                   | 0                    | 0                   |
| 58201     | Aids to Private Organizations           | 0                  | 0                   | 0                    | 0                   |
| 58301     | Other Grants and Aids                   | 0                  | 0                   | 0                    | 0                   |
|           | GRANTS AND AIDS                         | <u>0</u>           | <u>0</u>            | <u>0</u>             | <u>0</u>            |
| 59101     | Transfers                               | 0                  | 0                   | 0                    | 0                   |
| 59801     | Reserves                                | 0                  | 0                   | 0                    | 0                   |
|           | NON-OPERATING COSTS                     | <u>0</u>           | <u>0</u>            | <u>0</u>             | <u>0</u>            |
|           | TOTAL BUDGET                            | <u>\$ 579,982</u>  | <u>\$ 479,201</u>   | <u>\$ 529,824</u>    | <u>\$ 529,824</u>   |
| RESOURCES |   |                    |                     |                      |                     |
|           | \$2 per page Recording Fee              | \$ 250,692         | \$ 240,000          | \$ 250,000           | \$ 250,000          |
|           | Regional Conflict Counsel               | 0                  | 0                   | 0                    | 0                   |
|           | Fund Balance                            | 119,509            | 34,066              | 0                    | 0                   |
|           | LOST IV Fund Transfer                   | 209,781            | 217,135             | 292,324              | 292,324             |
|           | Less: 5% Anticipated Receipts           | 0                  | (12,000)            | (12,500)             | (12,500)            |
|           | TOTAL REVENUES                          | <u>\$ 579,982</u>  | <u>\$ 479,201</u>   | <u>\$ 529,824</u>    | <u>\$ 529,824</u>   |

FUND: 115 - Article V Fund  
 FUNCTION: General Operations  
 ACTIVITY: Information Systems

DEPARTMENT: Judicial Services  
 DIVISION: Court Administration  
 COST CENTER: 410515 - Santa Rosa Technology

| Account   | Title  | Actual<br>FY 18-19 | Adopted<br>FY 19-20 | Proposed<br>FY 20-21 | Adopted<br>FY 20-21 |
|-----------|--|--------------------|---------------------|----------------------|---------------------|
| 51101     | Executive Salaries                               | \$ 0               | \$ 0                | \$ 0                 | 0                   |
| 51201     | Regular Salaries & Wages                         | 48,567             | 63,458              | 66,934               | 66,934              |
| 51301     | Other Salaries & Wages                           | 0                  | 0                   | 0                    | 0                   |
| 51401     | Overtime   | 0                  | 0                   | 0                    | 0                   |
| 51501     | Special pay                                      | 0                  | 0                   | 0                    | 0                   |
| 52101     | FICA Taxes                                       | 3,715              | 3,812               | 5,121                | 5,121               |
| 52201     | Retirement Contributions                         | 6,889              | 7,275               | 10,506               | 10,506              |
| 52301     | Life & Health Insurance                          | 7,956              | 10,000              | 12,300               | 12,300              |
| 52401     | Workers' Compensation                            | 89                 | 69                  | 102                  | 102                 |
| 52501     | Unemployment Compensation                        | 0                  | 0                   | 0                    | 0                   |
|           | PERSONNEL COSTS                                  | <u>67,216</u>      | <u>84,614</u>       | <u>94,963</u>        | <u>94,963</u>       |
| 53101     | Professional Services                            | 13,120             | 12,328              | 9,828                | 9,828               |
| 53201     | Accounting & Auditing                            | 0                  | 0                   | 0                    | 0                   |
| 53301     | Court Reporter Services                          | 0                  | 0                   | 0                    | 0                   |
| 53401     | Other Contractual Services                       | 7,981              | 8,604               | 12,755               | 12,755              |
| 53501     | Investigations                                   | 0                  | 0                   | 0                    | 0                   |
| 53601     | Pension Benefits                                 | 0                  | 0                   | 0                    | 0                   |
| 54001     | Travel & Per Diem                                | 1,906              | 290                 | 580                  | 580                 |
| 54101     | Communications                                   | 7,523              | 8,928               | 9,768                | 9,768               |
| 54201     | Postage & Freight                                | 0                  | 0                   | 0                    | 0                   |
| 54301     | Utility Services                                 | 0                  | 0                   | 0                    | 0                   |
| 54401     | Rentals & Leases                                 | 5,097              | 5,500               | 5,500                | 5,500               |
| 54501     | Insurance  | 0                  | 0                   | 0                    | 0                   |
| 54601     | Repair & Maintenance Services                    | 30,665             | 22,899              | 34,272               | 34,272              |
| 54701     | Printing & Binding                               | 0                  | 0                   | 0                    | 0                   |
| 54801     | Promotional Activities                           | 0                  | 0                   | 0                    | 0                   |
| 54901     | Other Current Charges & Obligations              | 8,750              | 8,250               | 9,375                | 9,375               |
| 54931     | Host Ordinance                                   | 0                  | 0                   | 0                    | 0                   |
| 55101     | Office Supplies                                  | 0                  | 0                   | 0                    | 0                   |
| 55201     | Operating Supplies                               | 59,704             | 3,476               | 39,985               | 49,985              |
| 55301     | Road Materials & Supplies                        | 0                  | 0                   | 0                    | 0                   |
| 55401     | Books, Publications, Subscriptions & Memberships | 500                | 0                   | 0                    | 0                   |
| 55501     | Training and Registrations                       | 1,285              | 0                   | 0                    | 0                   |
| 55801     | Bad Debt   | 0                  | 0                   | 0                    | 0                   |
| 55901     | Depreciation                                     | 0                  | 0                   | 0                    | 0                   |
|           | OPERATING COSTS                                  | <u>136,530</u>     | <u>70,275</u>       | <u>122,063</u>       | <u>132,063</u>      |
| 56101     | Land   | 0                  | 0                   | 0                    | 0                   |
| 56201     | Buildings  | 0                  | 0                   | 0                    | 0                   |
| 56301     | Improvements Other Than Buildings                | 0                  | 0                   | 0                    | 0                   |
| 56401     | Machinery & Equipment                            | 87,728             | 18,500              | 70,000               | 60,000              |
| 56501     | Construction in Progress                         | 0                  | 0                   | 0                    | 0                   |
| 56601     | Books, Publications & Library Materials          | 0                  | 0                   | 0                    | 0                   |
| 56801     | Intangible Assets                                | 0                  | 0                   | 0                    | 0                   |
|           | CAPITAL OUTLAY                                   | <u>87,728</u>      | <u>18,500</u>       | <u>70,000</u>        | <u>60,000</u>       |
| 57101     | Principal  | 0                  | 0                   | 0                    | 0                   |
| 57201     | Interest   | 0                  | 0                   | 0                    | 0                   |
| 57301     | Other Debt Service Costs                         | 0                  | 0                   | 0                    | 0                   |
|           | DEBT SERVICE                                     | <u>0</u>           | <u>0</u>            | <u>0</u>             | <u>0</u>            |
| 58101     | Aids to Governmental Agencies                    | 0                  | 0                   | 0                    | 0                   |
| 58201     | Aids to Private Organizations                    | 0                  | 0                   | 0                    | 0                   |
| 58301     | Other Grants and Aids                            | 0                  | 0                   | 0                    | 0                   |
|           | GRANTS AND AIDS                                  | <u>0</u>           | <u>0</u>            | <u>0</u>             | <u>0</u>            |
| 59101     | Transfers  | 0                  | 0                   | 0                    | 0                   |
| 59801     | Reserves   | 0                  | 0                   | 0                    | 0                   |
|           | NON-OPERATING COSTS                              | <u>0</u>           | <u>0</u>            | <u>0</u>             | <u>0</u>            |
|           | TOTAL BUDGET                                     | <u>\$ 291,474</u>  | <u>\$ 173,389</u>   | <u>\$ 287,026</u>    | <u>\$ 287,026</u>   |
| RESOURCES |  |                    |                     |                      |                     |
|           | General Fund Revenues                            | \$ 0               | \$ 0                | \$ 0                 | 0                   |
|           | \$2 Recording Fee Revenues                       | 175,000            | 156,750             | 178,125              | 178,125             |
|           | Regional Conflict Counsel                        | 0                  | 0                   | 0                    | 0                   |
|           | Fund Balance                                     | 116,474            | 16,639              | 108,901              | 108,901             |
|           | TOTAL REVENUES                                   | <u>\$ 291,474</u>  | <u>\$ 173,389</u>   | <u>\$ 287,026</u>    | <u>\$ 287,026</u>   |

FUND: 115 - Article V Fund  
 FUNCTION: General Operations  
 ACTIVITY: Information Systems

DEPARTMENT: Judicial Services  
 DIVISION: Court Administration  
 COST CENTER: 410516 - Okaloosa Technology

| Account   | Title                                     | Actual<br>FY 18-19 | Adopted<br>FY 19-20 | Proposed<br>FY 20-21 | Adopted<br>FY 20-21 |
|-----------|---|--------------------|---------------------|----------------------|---------------------|
| 51101     | Executive Salaries                        | \$ 0               | \$ 0                | 0                    | 0                   |
| 51201     | Regular Salaries & Wages                  | 97,871             | 118,939             | 119,010              | 119,010             |
| 51301     | Other Salaries & Wages                    | 0                  | 0                   | 0                    | 0                   |
| 51401     | Overtime                                  | 0                  | 0                   | 0                    | 0                   |
| 51501     | Special pay                               | 0                  | 0                   | 0                    | 0                   |
| 52101     | FICA Taxes                                | 7,472              | 7,534               | 9,104                | 9,104               |
| 52201     | Retirement Contributions                  | 8,143              | 8,343               | 11,901               | 11,901              |
| 52301     | Life & Health Insurance                   | 31,225             | 23,000              | 25,700               | 25,700              |
| 52401     | Workers' Compensation                     | 178                | 137                 | 183                  | 183                 |
| 52501     | Unemployment Compensation                 | 0                  | 0                   | 0                    | 0                   |
|           | PERSONNEL COSTS                           | <u>144,889</u>     | <u>157,953</u>      | <u>165,898</u>       | <u>165,898</u>      |
| 53101     | Professional Services                     | 18,703             | 9,800               | 8,208                | 8,208               |
| 53201     | Accounting & Auditing                     | 0                  | 0                   | 0                    | 0                   |
| 53301     | Court Reporter Services                   | 0                  | 0                   | 0                    | 0                   |
| 53401     | Other Contractual Services                | 12,502             | 13,210              | 9,500                | 9,500               |
| 53501     | Investigations                            | 0                  | 0                   | 0                    | 0                   |
| 53601     | Pension Benefits                          | 0                  | 0                   | 0                    | 0                   |
| 54001     | Travel & Per Diem                         | 4,177              | 4,795               | 2,320                | 2,320               |
| 54101     | Communications                            | 1,642              | 1,200               | 1,200                | 1,200               |
| 54201     | Postage & Freight                         | 0                  | 0                   | 0                    | 0                   |
| 54301     | Utility Services                          | 0                  | 0                   | 0                    | 0                   |
| 54401     | Rentals & Leases                          | 5,072              | 5,750               | 5,750                | 5,750               |
| 54501     | Insurance                                 | 0                  | 0                   | 0                    | 0                   |
| 54601     | Repair & Maintenance Services             | 25,329             | 29,728              | 4,609                | 4,609               |
| 54701     | Printing & Binding                        | 0                  | 0                   | 0                    | 0                   |
| 54801     | Promotional Activities                    | 0                  | 0                   | 0                    | 0                   |
| 54901     | Other Current Charges & Obligations       | 10,625             | 11,875              | 12,250               | 12,250              |
| 54931     | Host Ordinance                            | 0                  | 0                   | 0                    | 0                   |
| 55101     | Office Supplies                           | 0                  | 0                   | 0                    | 0                   |
| 55201     | Operating Supplies                        | 53,055             | 10,794              | 8,099                | 32,099              |
| 55301     | Road Materials & Supplies                 | 0                  | 0                   | 0                    | 0                   |
| 55401     | Books, Publications, Subscriptions & Memb | 0                  | 0                   | 0                    | 0                   |
| 55501     | Training and Registrations                | 0                  | 0                   | 0                    | 0                   |
| 55801     | Bad Debt                                  | 0                  | 0                   | 0                    | 0                   |
| 55901     | Depreciation                              | 0                  | 0                   | 0                    | 0                   |
|           | OPERATING COSTS                           | <u>131,104</u>     | <u>87,152</u>       | <u>51,936</u>        | <u>75,936</u>       |
| 56101     | Land                                      | 0                  | 0                   | 0                    | 0                   |
| 56201     | Buildings                                 | 0                  | 0                   | 0                    | 0                   |
| 56301     | Improvements Other Than Buildings         | 0                  | 0                   | 0                    | 0                   |
| 56401     | Machinery & Equipment                     | 78,291             | 25,500              | 24,000               | 0                   |
| 56501     | Construction in Progress                  | 0                  | 0                   | 0                    | 0                   |
| 56601     | Books, Publications & Library Materials   | 0                  | 0                   | 0                    | 0                   |
| 56801     | Intangible Assets                         | 0                  | 0                   | 0                    | 0                   |
|           | CAPITAL OUTLAY                            | <u>78,291</u>      | <u>25,500</u>       | <u>24,000</u>        | <u>0</u>            |
| 57101     | Principal                                 | 0                  | 0                   | 0                    | 0                   |
| 57201     | Interest                                  | 0                  | 0                   | 0                    | 0                   |
| 57301     | Other Debt Service Costs                  | 0                  | 0                   | 0                    | 0                   |
|           | DEBT SERVICE                              | <u>0</u>           | <u>0</u>            | <u>0</u>             | <u>0</u>            |
| 58101     | Aids to Governmental Agencies             | 0                  | 0                   | 0                    | 0                   |
| 58201     | Aids to Private Organizations             | 0                  | 0                   | 0                    | 0                   |
| 58301     | Other Grants and Aids                     | 0                  | 0                   | 0                    | 0                   |
|           | GRANTS AND AIDS                           | <u>0</u>           | <u>0</u>            | <u>0</u>             | <u>0</u>            |
| 59101     | Transfers                                 | 0                  | 0                   | 0                    | 0                   |
| 59801     | Reserves                                  | 0                  | 0                   | 0                    | 0                   |
|           | NON-OPERATING COSTS                       | <u>0</u>           | <u>0</u>            | <u>0</u>             | <u>0</u>            |
|           | TOTAL BUDGET                              | <u>\$ 354,284</u>  | <u>\$ 270,605</u>   | <u>\$ 241,834</u>    | <u>\$ 241,834</u>   |
| RESOURCES |   |                    |                     |                      |                     |
|           | General Fund Revenues                     | \$ 0               | \$ 0                | \$ 0                 | 0                   |
|           | \$2 Recording Fee Revenues                | 275,859            | 225,625             | 232,750              | 232,750             |
|           | Fund Balance                              | 78,426             | 44,980              | 9,084                | 9,084               |
|           | TOTAL REVENUES                            | <u>\$ 354,284</u>  | <u>\$ 270,605</u>   | <u>\$ 241,834</u>    | <u>\$ 241,834</u>   |

**DEPARTMENT: COURT ADMINISTRATION**

---

**MISSION STATEMENT**

---

The mission of the Court Administration Office is to provide administrative support to the offices of the Circuit and County Court Judges and operate in accordance with the guidelines established under Article V of the Florida State Constitution, the Florida Rules of Judicial Administration, and applicable Florida Statutes.

---

**PROGRAM DESCRIPTION**

---

The Court Administration Office: provides circuit-wide support and assistance to the judges in management areas of budget and fiscal administration, facilities management, personnel administration, courtroom scheduling and public information monitors functions of programs integral to court operations in the areas of Security, Family and Small Claims Mediation, Child Support Hearing Officer, Court Interpreters, Drug Court, Law Library, and various grant activities, serves as chief liaison between the Court and various governmental agencies and provides administrative support to judges in cases involving special, sensitive, and/or high profile issues.

- Provide the required fiscal, personnel, and administrative support to all divisions within the judiciary.
- Respond to requests for assistance or information from the public, judiciary, and all state and local governments and agencies.
- Participate in various committee and activities that serve to enhance the overall justice system in terms of service and cost efficiency.
- Assist the chief judge in developing an administrative plan for the Circuit to run efficiently and properly.
- Provide general direction for repair and maintenance of all court facilities and to regulate the use of courtrooms and other areas within the facilities.
- Provide the public full access to prompt legal recourse for all matters coming before the Criminal and Civil courts.
- Provide Pro Se assistance to parties involved in Dissolution of Marriage when they are unrepresented by an attorney.
- The Law Library is now a component of Court Administration and no longer operating as an independent entity.

---

**SIGNIFICANT CHANGES FOR 2020-2021**

---

Addition of a new E-Warrants Program Manager position for FY 19/20.

---

**STAFFING ALLOCATION**

---

| <u>Position Classification</u>        | <u>Pay Grade</u> | <u>2018-19 Authorized</u> | <u>2019-20 Authorized</u> | <u>2020-21 Adopted</u> |
|---------------------------------------|------------------|---------------------------|---------------------------|------------------------|
| Probate Case Manager                  | U/C              | 1                         | 1                         | 1                      |
| Unified Family Court Case Manager     | U/C              | 0                         | 0                         | 0                      |
| Student Assistant                     | U/C              | 0                         | 1                         | 1                      |
| Administrative Support Specialist     | U/C              | 1                         | 0                         | 0                      |
| Veteran's Court Coordinator           | U/C              | 1                         | 1                         | 1                      |
| Court Case Mgr./Program Specialist II | U/C              | 1                         | 1                         | 1                      |
| E-Warrants Program Mgr.               | U/C              | 0                         | 1                         | 1                      |
| Magistrate Assistant (PT)             | U/C              | 1                         | 1                         | 1                      |
| Mental Health Court Case Manager      | U/C              | 1                         | 1                         | 1                      |
| Law Librarian                         | U/C              | 1                         | 1                         | 1                      |
| Law Librarian Asst. (PT)              | U/C              | 1                         | 1                         | 1                      |
| <b>TOTAL</b>                          |                  | <u>8</u>                  | <u>9</u>                  | <u>9</u>               |



FUND: 115 - Article V/Fines & Forfeitures  
 FUNCTION: General Operations  
 ACTIVITY: Courthouse Security

DEPARTMENT: Judicial Services  
 DIVISION: Court Administration  
 COST CENTER: 410505 - Courthouse Security

| Account   | Title                                   | Actual<br>FY 18-19 | Adopted<br>FY 19-20 | Proposed<br>FY 20-21 | Adopted<br>FY 20-21 |
|-----------|---|--------------------|---------------------|----------------------|---------------------|
| 51101     | Executive Salaries                      | \$ 0               | \$ 0                | \$ 0                 | 0                   |
| 51201     | Regular Salaries & Wages                | 0                  | 0                   | 0                    | 0                   |
| 51301     | Other Salaries & Wages                  | 0                  | 0                   | 0                    | 0                   |
| 51401     | Overtime                                | 0                  | 0                   | 0                    | 0                   |
| 51501     | Special pay                             | 0                  | 0                   | 0                    | 0                   |
| 52101     | FICA Taxes                              | 0                  | 0                   | 0                    | 0                   |
| 52201     | Retirement Contributions                | 0                  | 0                   | 0                    | 0                   |
| 52301     | Life & Health Insurance                 | 0                  | 0                   | 0                    | 0                   |
| 52401     | Workers' Compensation                   | 0                  | 0                   | 0                    | 0                   |
| 52501     | Unemployment Compensation               | 0                  | 0                   | 0                    | 0                   |
|           | PERSONNEL COSTS                         | <u>0</u>           | <u>0</u>            | <u>0</u>             | <u>0</u>            |
| 53101     | Professional Services                   | 0                  | 0                   | 0                    | 0                   |
| 53201     | Accounting & Auditing                   | 0                  | 0                   | 0                    | 0                   |
| 53301     | Court Reporter Services                 | 0                  | 0                   | 0                    | 0                   |
| 53401     | Other Contractual Services              | 390,356            | 458,000             | 480,900              | 480,900             |
| 53501     | Investigations                          | 0                  | 0                   | 0                    | 0                   |
| 53601     | Pension Benefits                        | 0                  | 0                   | 0                    | 0                   |
| 54001     | Travel & Per Diem                       | 0                  | 0                   | 0                    | 0                   |
| 54101     | Communications                          | 0                  | 0                   | 0                    | 0                   |
| 54201     | Postage & Freight                       | 0                  | 0                   | 0                    | 0                   |
| 54301     | Utility Services                        | 0                  | 0                   | 0                    | 0                   |
| 54401     | Rentals & Leases                        | 0                  | 0                   | 0                    | 0                   |
| 54501     | Insurance                               | 0                  | 0                   | 0                    | 0                   |
| 54601     | Repair & Maintenance Services           | 12,843             | 10,000              | 10,000               | 10,000              |
| 54701     | Printing & Binding                      | 0                  | 0                   | 0                    | 0                   |
| 54801     | Promotional Activities                  | 0                  | 0                   | 0                    | 0                   |
| 54901     | Other Current Charges & Obligations     | 2,804              | 3,000               | 3,000                | 3,000               |
| 54931     | Host Ordinance                          | 0                  | 0                   | 0                    | 0                   |
| 55101     | Office Supplies                         | 4,994              | 250                 | 250                  | 250                 |
| 55201     | Operating Supplies                      | 5,241              | 10,000              | 10,000               | 15,000              |
| 55301     | Road Materials & Supplies               | 0                  | 0                   | 0                    | 0                   |
| 55401     | Books, Pubs, & Subs                     | 0                  | 0                   | 0                    | 0                   |
| 55501     | Training & Registrations                | 495                | 0                   | 0                    | 0                   |
| 55801     | Bad Debt                                | 0                  | 0                   | 0                    | 0                   |
| 55901     | Depreciation                            | 0                  | 0                   | 0                    | 0                   |
|           | OPERATING COSTS                         | <u>416,732</u>     | <u>481,250</u>      | <u>504,150</u>       | <u>509,150</u>      |
| 56101     | Land                                    | 0                  | 0                   | 0                    | 0                   |
| 56201     | Buildings                               | 0                  | 0                   | 0                    | 0                   |
| 56301     | Improvements Other Than Buildings       | 0                  | 0                   | 0                    | 0                   |
| 56401     | Machinery & Equipment                   | 0                  | 5,000               | 5,000                | 0                   |
| 56501     | Construction in Progress                | 0                  | 0                   | 0                    | 0                   |
| 56601     | Books, Publications & Library Materials | 0                  | 0                   | 0                    | 0                   |
|           | CAPITAL OUTLAY                          | <u>0</u>           | <u>5,000</u>        | <u>5,000</u>         | <u>0</u>            |
| 57101     | Principal                               | 0                  | 0                   | 0                    | 0                   |
| 57201     | Interest                                | 0                  | 0                   | 0                    | 0                   |
| 57301     | Other Debt Service Costs                | 0                  | 0                   | 0                    | 0                   |
|           | DEBT SERVICE                            | <u>0</u>           | <u>0</u>            | <u>0</u>             | <u>0</u>            |
| 58101     | Aids to Governmental Agencies           | 0                  | 0                   | 0                    | 0                   |
| 58201     | Aids to Private Organizations           | 0                  | 0                   | 0                    | 0                   |
| 58301     | Other Grants and Aids                   | 0                  | 0                   | 0                    | 0                   |
|           | GRANTS AND AIDS                         | <u>0</u>           | <u>0</u>            | <u>0</u>             | <u>0</u>            |
| 59101     | Transfers                               | 0                  | 0                   | 0                    | 0                   |
| 59801     | Reserves                                | 0                  | 0                   | 0                    | 0                   |
|           | NON-OPERATING COSTS                     | <u>0</u>           | <u>0</u>            | <u>0</u>             | <u>0</u>            |
|           | TOTAL BUDGET                            | <u>\$ 416,732</u>  | <u>\$ 486,250</u>   | <u>\$ 509,150</u>    | <u>\$ 509,150</u>   |
| RESOURCES |   |                    |                     |                      |                     |
|           | Transfer from the General Fund          | \$ 416,732         | \$ 486,250          | \$ 509,150           | \$ 509,150          |
|           | Fund Balance                            | 0                  | 0                   | 0                    | 0                   |
|           | TOTAL REVENUES                          | <u>\$ 416,732</u>  | <u>\$ 486,250</u>   | <u>\$ 509,150</u>    | <u>\$ 509,150</u>   |

FUND: 115 - Article V/Fines & Forfeitures  
 FUNCTION: Human Services  
 ACTIVITY: Mental Health

DEPARTMENT: Judicial Services  
 DIVISION: Court Administration  
 COST CENTER: 410518 - Mental Health Court

| Account | Title                                   | Actual<br>FY 18-19 | Adopted<br>FY 19-20 | Proposed<br>FY 20-21 | Adopted<br>FY 20-21 |
|---------|---|--------------------|---------------------|----------------------|---------------------|
| 51101   | Executive Salaries                      | \$ 0               | \$ 0                | \$ 0                 | 0                   |
| 51201   | Regular Salaries & Wages                | 41,071             | 42,141              | 42,141               | 42,141              |
| 51301   | Other Salaries & Wages                  | 0                  | 0                   | 0                    | 0                   |
| 51401   | Overtime                                | 0                  | 0                   | 0                    | 0                   |
| 51501   | Special pay                             | 0                  | 2,400               | 2,400                | 2,400               |
| 52101   | FICA Taxes                              | 3,326              | 3,407               | 3,407                | 3,407               |
| 52201   | Retirement Contributions                | 3,416              | 3,773               | 4,454                | 4,454               |
| 52301   | Life & Health Insurance                 | 2,821              | 10,000              | 10,000               | 10,000              |
| 52401   | Workers' Compensation                   | 80                 | 62                  | 68                   | 68                  |
| 52501   | Unemployment Compensation               | 0                  | 0                   | 0                    | 0                   |
|         | PERSONNEL COSTS                         | <u>50,714</u>      | <u>61,783</u>       | <u>62,470</u>        | <u>62,470</u>       |
| 53101   | Professional Services                   | 0                  | 0                   | 0                    | 0                   |
| 53201   | Accounting & Auditing                   | 0                  | 0                   | 0                    | 0                   |
| 53301   | Court Reporter Services                 | 0                  | 0                   | 0                    | 0                   |
| 53401   | Other Contractual Services              | 0                  | 0                   | 0                    | 0                   |
| 53501   | Investigations                          | 0                  | 0                   | 0                    | 0                   |
| 53601   | Pension Benefits                        | 0                  | 0                   | 0                    | 0                   |
| 54001   | Travel & Per Diem                       | 0                  | 1,255               | 1,255                | 1,255               |
| 54101   | Communications                          | 0                  | 0                   | 0                    | 0                   |
| 54201   | Postage & Freight                       | 0                  | 0                   | 0                    | 0                   |
| 54301   | Utility Services                        | 0                  | 0                   | 0                    | 0                   |
| 54401   | Rentals & Leases                        | 0                  | 0                   | 0                    | 0                   |
| 54501   | Insurance                               | 0                  | 0                   | 0                    | 0                   |
| 54601   | Repair & Maintenance Services           | 0                  | 0                   | 0                    | 0                   |
| 54701   | Printing & Binding                      | 0                  | 0                   | 0                    | 0                   |
| 54801   | Promotional Activities                  | 0                  | 0                   | 0                    | 0                   |
| 54901   | Other Current Charges & Obligations     | 0                  | 0                   | 0                    | 0                   |
| 54931   | Host Ordinance                          | 0                  | 0                   | 0                    | 0                   |
| 55101   | Office Supplies                         | 0                  | 0                   | 0                    | 0                   |
| 55201   | Operating Supplies                      | 1,009              | 1,289               | 1,289                | 1,289               |
| 55301   | Road Materials & Supplies               | 0                  | 0                   | 0                    | 0                   |
| 55401   | Books, Pubs, & Subs                     | 0                  | 0                   | 0                    | 0                   |
| 55501   | Training & Registrations                | 0                  | 200                 | 200                  | 200                 |
| 55801   | Bad Debt                                | 0                  | 0                   | 0                    | 0                   |
| 55901   | Depreciation                            | 0                  | 0                   | 0                    | 0                   |
|         | OPERATING COSTS                         | <u>1,009</u>       | <u>2,744</u>        | <u>2,744</u>         | <u>2,744</u>        |
| 56101   | Land                                    | 0                  | 0                   | 0                    | 0                   |
| 56201   | Buildings                               | 0                  | 0                   | 0                    | 0                   |
| 56301   | Improvements Other Than Buildings       | 0                  | 0                   | 0                    | 0                   |
| 56401   | Machinery & Equipment                   | 0                  | 0                   | 0                    | 0                   |
| 56501   | Construction in Progress                | 0                  | 0                   | 0                    | 0                   |
| 56601   | Books, Publications & Library Materials | 0                  | 0                   | 0                    | 0                   |
|         | CAPITAL OUTLAY                          | <u>0</u>           | <u>0</u>            | <u>0</u>             | <u>0</u>            |
| 57101   | Principal                               | 0                  | 0                   | 0                    | 0                   |
| 57201   | Interest                                | 0                  | 0                   | 0                    | 0                   |
| 57301   | Other Debt Service Costs                | 0                  | 0                   | 0                    | 0                   |
|         | DEBT SERVICE                            | <u>0</u>           | <u>0</u>            | <u>0</u>             | <u>0</u>            |
| 58101   | Aids to Governmental Agencies           | 0                  | 0                   | 0                    | 0                   |
| 58201   | Aids to Private Organizations           | 0                  | 0                   | 0                    | 0                   |
| 58301   | Other Grants and Aids                   | 0                  | 0                   | 0                    | 0                   |
|         | GRANTS AND AIDS                         | <u>0</u>           | <u>0</u>            | <u>0</u>             | <u>0</u>            |
| 59101   | Transfers                               | 0                  | 0                   | 0                    | 0                   |
| 59801   | Reserves                                | 0                  | 0                   | 0                    | 0                   |
|         | NON-OPERATING COSTS                     | <u>0</u>           | <u>0</u>            | <u>0</u>             | <u>0</u>            |
|         | TOTAL BUDGET                            | <u>\$ 51,722</u>   | <u>\$ 64,527</u>    | <u>\$ 65,214</u>     | <u>\$ 65,214</u>    |

RESOURCES

|                                |                  |                  |                  |                  |
|--------------------------------|------------------|------------------|------------------|------------------|
| General Fund                   | \$ 0             | \$ 0             | \$ 65,214        | \$ 65,214        |
| Transfer from the LOST IV Fund | 51,722           | 64,527           | 0                | 0                |
| TOTAL REVENUES                 | <u>\$ 51,722</u> | <u>\$ 64,527</u> | <u>\$ 65,214</u> | <u>\$ 65,214</u> |

FUND: 115 - Article V/Fines & Forfeitures  
 FUNCTION: General Administration  
 ACTIVITY: Judicial Support

DEPARTMENT: Judicial Services  
 DIVISION: Court Administration  
 COST CENTER: 410514 - Juvenile Alternative Programs

| Account   | Title                                   | Actual<br>FY 18-19 | Adopted<br>FY 19-20 | Proposed<br>FY 20-21 | Adopted<br>FY 20-21 |
|-----------|---|--------------------|---------------------|----------------------|---------------------|
| 51101     | Executive Salaries                      | \$ 0               | \$ 0                | \$ 0                 | 0                   |
| 51201     | Regular Salaries & Wages                | 26,353             | 27,039              | 27,039               | 27,039              |
| 51301     | Other Salaries & Wages                  | 0                  | 0                   | 0                    | 0                   |
| 51401     | Overtime                                | 0                  | 0                   | 0                    | 0                   |
| 51501     | Special pay                             | 0                  | 0                   | 0                    | 0                   |
| 52101     | FICA Taxes                              | 2,018              | 2,068               | 2,068                | 2,068               |
| 52201     | Retirement Contributions                | 2,192              | 2,290               | 2,704                | 2,704               |
| 52301     | Life & Health Insurance                 | 244                | 7,000               | 7,000                | 7,000               |
| 52401     | Workers' Compensation                   | 48                 | 37                  | 41                   | 41                  |
| 52501     | Unemployment Compensation               | 0                  | 0                   | 0                    | 0                   |
|           | PERSONNEL COSTS                         | <u>30,855</u>      | <u>38,434</u>       | <u>38,852</u>        | <u>38,852</u>       |
| 53101     | Professional Services                   | 780                | 9,900               | 9,900                | 9,900               |
| 53201     | Accounting & Auditing                   | 0                  | 0                   | 0                    | 0                   |
| 53301     | Court Reporter Services                 | 0                  | 0                   | 0                    | 0                   |
| 53401     | Other Contractual Services              | 0                  | 0                   | 0                    | 0                   |
| 53501     | Investigations                          | 0                  | 0                   | 0                    | 0                   |
| 53601     | Pension Benefits                        | 0                  | 0                   | 0                    | 0                   |
| 54001     | Travel & Per Diem                       | 59                 | 735                 | 735                  | 735                 |
| 54101     | Communications                          | 0                  | 0                   | 0                    | 0                   |
| 54201     | Postage & Freight                       | 0                  | 0                   | 0                    | 0                   |
| 54301     | Utility Services                        | 0                  | 0                   | 0                    | 0                   |
| 54401     | Rentals & Leases                        | 0                  | 0                   | 0                    | 0                   |
| 54501     | Insurance                               | 0                  | 0                   | 0                    | 0                   |
| 54601     | Repair & Maintenance Services           | 0                  | 0                   | 0                    | 0                   |
| 54701     | Printing & Binding                      | 0                  | 0                   | 0                    | 0                   |
| 54801     | Promotional Activities                  | 0                  | 0                   | 0                    | 0                   |
| 54901     | Other Current Charges & Obligations     | 0                  | 0                   | 0                    | 0                   |
| 54931     | Host Ordinance                          | 0                  | 0                   | 0                    | 0                   |
| 55101     | Office Supplies                         | 1,128              | 402                 | 411                  | 411                 |
| 55201     | Operating Supplies                      | 0                  | 0                   | 800                  | 800                 |
| 55301     | Road Materials & Supplies               | 0                  | 0                   | 0                    | 0                   |
| 55401     | Books, Pubs, & Subs                     | 0                  | 0                   | 0                    | 0                   |
| 55501     | Training & Registrations                | 0                  | 250                 | 250                  | 250                 |
| 55801     | Bad Debt                                | 0                  | 0                   | 0                    | 0                   |
| 55901     | Depreciation                            | 0                  | 0                   | 0                    | 0                   |
|           | OPERATING COSTS                         | <u>1,967</u>       | <u>11,287</u>       | <u>12,096</u>        | <u>12,096</u>       |
| 56101     | Land                                    | 0                  | 0                   | 0                    | 0                   |
| 56201     | Buildings                               | 0                  | 0                   | 0                    | 0                   |
| 56301     | Improvements Other Than Buildings       | 0                  | 0                   | 0                    | 0                   |
| 56401     | Machinery & Equipment                   | 0                  | 0                   | 0                    | 0                   |
| 56501     | Construction in Progress                | 0                  | 0                   | 0                    | 0                   |
| 56601     | Books, Publications & Library Materials | 0                  | 0                   | 0                    | 0                   |
|           | CAPITAL OUTLAY                          | <u>0</u>           | <u>0</u>            | <u>0</u>             | <u>0</u>            |
| 57101     | Principal                               | 0                  | 0                   | 0                    | 0                   |
| 57201     | Interest                                | 0                  | 0                   | 0                    | 0                   |
| 57301     | Other Debt Service Costs                | 0                  | 0                   | 0                    | 0                   |
|           | DEBT SERVICE                            | <u>0</u>           | <u>0</u>            | <u>0</u>             | <u>0</u>            |
| 58101     | Aids to Governmental Agencies           | 0                  | 0                   | 0                    | 0                   |
| 58201     | Aids to Private Organizations           | 0                  | 0                   | 0                    | 0                   |
| 58301     | Other Grants and Aids                   | 0                  | 0                   | 0                    | 0                   |
|           | GRANTS AND AIDS                         | <u>0</u>           | <u>0</u>            | <u>0</u>             | <u>0</u>            |
| 59101     | Transfers                               | 0                  | 0                   | 0                    | 0                   |
| 59801     | Reserves                                | 0                  | 35,779              | 34,552               | 34,552              |
|           | NON-OPERATING COSTS                     | <u>0</u>           | <u>35,779</u>       | <u>34,552</u>        | <u>34,552</u>       |
|           | TOTAL BUDGET                            | <u>\$ 32,822</u>   | <u>\$ 85,500</u>    | <u>\$ 85,500</u>     | <u>\$ 85,500</u>    |
| RESOURCES |   |                    |                     |                      |                     |
|           | \$65 Court Cost                         | \$ 107,341         | \$ 90,000           | \$ 90,000            | \$ 90,000           |
|           | Fund Balance                            | (74,519)           | 0                   | 0                    | 0                   |
|           | Less: 5% Anticipated Receipts           | 0                  | (4,500)             | (4,500)              | (4,500)             |
|           | TOTAL REVENUES                          | <u>\$ 32,822</u>   | <u>\$ 85,500</u>    | <u>\$ 85,500</u>     | <u>\$ 85,500</u>    |

FUND: 115 - Article V/Fines & Forfeitures  
 FUNCTION: General Administration  
 ACTIVITY: Judicial Support

DEPARTMENT: Judicial Services  
 DIVISION: Court Administration  
 COST CENTER: 410501 - Administration - Local Options

| Account | Title                                   | Actual<br>FY 18-19 | Adopted<br>FY 19-20 | Proposed<br>FY 20-21 | Adopted<br>FY 20-21 |
|---------|---|--------------------|---------------------|----------------------|---------------------|
| 51101   | Executive Salaries                      | \$ 0               | \$ 0                | \$ 0                 | 0                   |
| 51201   | Regular Salaries & Wages                | 116,393            | 137,990             | 139,369              | 139,369             |
| 51301   | Other Salaries & Wages                  | 0                  | 0                   | 0                    | 0                   |
| 51401   | Overtime                                | 0                  | 0                   | 0                    | 0                   |
| 51501   | Special pay                             | 0                  | 0                   | 0                    | 0                   |
| 52101   | FICA Taxes                              | 8,940              | 10,555              | 10,661               | 10,661              |
| 52201   | Retirement Contributions                | 9,008              | 11,689              | 13,937               | 13,937              |
| 52301   | Life & Health Insurance                 | 23,901             | 23,000              | 23,000               | 23,000              |
| 52401   | Workers' Compensation                   | 276                | 191                 | 214                  | 214                 |
| 52501   | Unemployment Compensation               | 0                  | 0                   | 0                    | 0                   |
|         | PERSONNEL COSTS                         | <u>158,517</u>     | <u>183,425</u>      | <u>187,181</u>       | <u>187,181</u>      |
| 53101   | Professional Services                   | 0                  | 0                   | 0                    | 0                   |
| 53201   | Accounting & Auditing                   | 0                  | 0                   | 0                    | 0                   |
| 53301   | Court Reporter Services                 | 0                  | 0                   | 0                    | 0                   |
| 53401   | Other Contractual Services              | 4,376              | 4,750               | 4,750                | 4,750               |
| 53501   | Investigations                          | 0                  | 0                   | 0                    | 0                   |
| 53601   | Pension Benefits                        | 0                  | 0                   | 0                    | 0                   |
| 54001   | Travel & Per Diem                       | 6,039              | 3,003               | 5,203                | 5,203               |
| 54101   | Communications                          | 0                  | 0                   | 0                    | 0                   |
| 54201   | Postage & Freight                       | 0                  | 0                   | 0                    | 0                   |
| 54301   | Utility Services                        | 0                  | 0                   | 0                    | 0                   |
| 54401   | Rentals & Leases                        | 0                  | 0                   | 0                    | 0                   |
| 54501   | Insurance                               | 0                  | 0                   | 0                    | 0                   |
| 54601   | Repair & Maintenance Services           | 0                  | 0                   | 0                    | 0                   |
| 54701   | Printing & Binding                      | 0                  | 0                   | 0                    | 0                   |
| 54801   | Promotional Activities                  | 0                  | 0                   | 0                    | 0                   |
| 54901   | Other Current Charges & Obligations     | 0                  | 0                   | 0                    | 0                   |
| 54931   | Host Ordinance                          | 3,412              | 3,500               | 3,500                | 3,500               |
| 55101   | Office Supplies                         | 0                  | 0                   | 0                    | 0                   |
| 55201   | Operating Supplies                      | 2,141              | 5,000               | 8,450                | 8,450               |
| 55301   | Road Materials & Supplies               | 0                  | 0                   | 0                    | 0                   |
| 55401   | Books, Pubs, & Subs                     | 0                  | 0                   | 0                    | 0                   |
| 55501   | Training & Registrations                | 2,170              | 11,400              | 11,400               | 11,400              |
| 55801   | Bad Debt                                | 0                  | 0                   | 0                    | 0                   |
| 55901   | Depreciation                            | 0                  | 0                   | 0                    | 0                   |
|         | OPERATING COSTS                         | <u>18,139</u>      | <u>27,653</u>       | <u>33,303</u>        | <u>33,303</u>       |
| 56101   | Land                                    | 0                  | 0                   | 0                    | 0                   |
| 56201   | Buildings                               | 0                  | 0                   | 0                    | 0                   |
| 56301   | Improvements Other Than Buildings       | 0                  | 0                   | 0                    | 0                   |
| 56401   | Machinery & Equipment                   | 0                  | 0                   | 0                    | 0                   |
| 56501   | Construction in Progress                | 0                  | 0                   | 0                    | 0                   |
| 56601   | Books, Publications & Library Materials | 0                  | 0                   | 0                    | 0                   |
|         | CAPITAL OUTLAY                          | <u>0</u>           | <u>0</u>            | <u>0</u>             | <u>0</u>            |
| 57101   | Principal                               | 0                  | 0                   | 0                    | 0                   |
| 57201   | Interest                                | 0                  | 0                   | 0                    | 0                   |
| 57301   | Other Debt Service Costs                | 0                  | 0                   | 0                    | 0                   |
|         | DEBT SERVICE                            | <u>0</u>           | <u>0</u>            | <u>0</u>             | <u>0</u>            |
| 58101   | Aids to Governmental Agencies           | 0                  | 0                   | 0                    | 0                   |
| 58201   | Aids to Private Organizations           | 0                  | 0                   | 0                    | 0                   |
| 58301   | Other Grants and Aids                   | 0                  | 0                   | 0                    | 0                   |
|         | GRANTS AND AIDS                         | <u>0</u>           | <u>0</u>            | <u>0</u>             | <u>0</u>            |
| 59101   | Transfers                               | 0                  | 0                   | 0                    | 0                   |
| 59801   | Reserves                                | 0                  | 0                   | 0                    | 0                   |
|         | NON-OPERATING COSTS                     | <u>0</u>           | <u>0</u>            | <u>0</u>             | <u>0</u>            |
|         | TOTAL BUDGET                            | <u>\$ 176,656</u>  | <u>\$ 211,078</u>   | <u>\$ 220,484</u>    | <u>\$ 220,484</u>   |

RESOURCES

|                               |                   |                   |                   |                   |
|-------------------------------|-------------------|-------------------|-------------------|-------------------|
| \$65 Court Cost               | \$ 107,341        | \$ 90,000         | \$ 90,000         | \$ 90,000         |
| Fund Balance                  | 69,316            | 125,578           | 134,984           | 134,984           |
| Less: 5% Anticipated Receipts | 0                 | (4,500)           | (4,500)           | (4,500)           |
| TOTAL REVENUES                | <u>\$ 176,656</u> | <u>\$ 211,078</u> | <u>\$ 220,484</u> | <u>\$ 220,484</u> |

FUND: 115 - Article V/Fines & Forfeitures  
 FUNCTION: General Operations  
 ACTIVITY: Information Systems

DEPARTMENT: Judicial Services  
 DIVISION: Legal Aid  
 COST CENTER: 410802 - Legal Aid

| Account   | Title                                   | Actual<br>FY 18-19 | Adopted<br>FY 19-20 | Proposed<br>FY 20-21 | Adopted<br>FY 20-21 |
|-----------|---|--------------------|---------------------|----------------------|---------------------|
| 51101     | Executive Salaries                      | \$ 0               | \$ 0                | \$ 0                 | \$ 0                |
| 51201     | Regular Salaries & Wages                | 0                  | 0                   | 0                    | 0                   |
| 51301     | Other Salaries & Wages                  | 0                  | 0                   | 0                    | 0                   |
| 51401     | Overtime                                | 0                  | 0                   | 0                    | 0                   |
| 51501     | Special pay                             | 0                  | 0                   | 0                    | 0                   |
| 52101     | FICA Taxes                              | 0                  | 0                   | 0                    | 0                   |
| 52201     | Retirement Contributions                | 0                  | 0                   | 0                    | 0                   |
| 52301     | Life & Health Insurance                 | 0                  | 0                   | 0                    | 0                   |
| 52401     | Workers' Compensation                   | 0                  | 0                   | 0                    | 0                   |
| 52501     | Unemployment Compensation               | 0                  | 0                   | 0                    | 0                   |
|           | PERSONNEL COSTS                         | 0                  | 0                   | 0                    | 0                   |
| 53101     | Professional Services                   | 0                  | 0                   | 0                    | 0                   |
| 53201     | Accounting & Auditing                   | 0                  | 0                   | 0                    | 0                   |
| 53301     | Court Reporter Services                 | 0                  | 0                   | 0                    | 0                   |
| 53401     | Other Contractual Services              | 0                  | 0                   | 0                    | 0                   |
| 53501     | Investigations                          | 0                  | 0                   | 0                    | 0                   |
| 53601     | Pension Benefits                        | 0                  | 0                   | 0                    | 0                   |
| 54001     | Travel & Per Diem                       | 0                  | 0                   | 0                    | 0                   |
| 54101     | Communications                          | 0                  | 0                   | 0                    | 0                   |
| 54201     | Postage & Freight                       | 0                  | 0                   | 0                    | 0                   |
| 54301     | Utility Services                        | 0                  | 0                   | 0                    | 0                   |
| 54401     | Rentals & Leases                        | 0                  | 0                   | 0                    | 0                   |
| 54501     | Insurance                               | 0                  | 0                   | 0                    | 0                   |
| 54601     | Repair & Maintenance Services           | 0                  | 0                   | 0                    | 0                   |
| 54701     | Printing & Binding                      | 0                  | 0                   | 0                    | 0                   |
| 54801     | Promotional Activities                  | 0                  | 0                   | 0                    | 0                   |
| 54901     | Other Current Charges & Obligations     | 0                  | 0                   | 0                    | 0                   |
| 54931     | Host Ordinance                          | 0                  | 0                   | 0                    | 0                   |
| 55101     | Office Supplies                         | 0                  | 0                   | 0                    | 0                   |
| 55201     | Operating Supplies                      | 0                  | 0                   | 0                    | 0                   |
| 55301     | Road Materials & Supplies               | 0                  | 0                   | 0                    | 0                   |
| 55401     | Books, Pubs, & Subs                     | 0                  | 0                   | 0                    | 0                   |
| 55501     | Training & Registrations                | 0                  | 0                   | 0                    | 0                   |
| 55801     | Bad Debt                                | 0                  | 0                   | 0                    | 0                   |
| 55901     | Depreciation                            | 0                  | 0                   | 0                    | 0                   |
|           | OPERATING COSTS                         | 0                  | 0                   | 0                    | 0                   |
| 56101     | Land                                    | 0                  | 0                   | 0                    | 0                   |
| 56201     | Buildings                               | 0                  | 0                   | 0                    | 0                   |
| 56301     | Improvements Other Than Buildings       | 0                  | 0                   | 0                    | 0                   |
| 56401     | Machinery & Equipment                   | 0                  | 0                   | 0                    | 0                   |
| 56501     | Construction in Progress                | 0                  | 0                   | 0                    | 0                   |
| 56601     | Books, Publications & Library Materials | 0                  | 0                   | 0                    | 0                   |
|           | CAPITAL OUTLAY                          | 0                  | 0                   | 0                    | 0                   |
| 57101     | Principal                               | 0                  | 0                   | 0                    | 0                   |
| 57201     | Interest                                | 0                  | 0                   | 0                    | 0                   |
| 57301     | Other Debt Service Costs                | 0                  | 0                   | 0                    | 0                   |
|           | DEBT SERVICE                            | 0                  | 0                   | 0                    | 0                   |
| 58101     | Aids to Governmental Agencies           | 0                  | 0                   | 0                    | 0                   |
| 58201     | Aids to Private Organizations           | 124,688            | 124,688             | 124,688              | 124,688             |
| 58301     | Other Grants and Aids                   | 0                  | 0                   | 0                    | 0                   |
|           | GRANTS AND AIDS                         | 124,688            | 124,688             | 124,688              | 124,688             |
| 59101     | Transfers                               | 0                  | 0                   | 0                    | 0                   |
| 59801     | Reserves                                | 0                  | 0                   | 0                    | 0                   |
|           | NON-OPERATING COSTS                     | 0                  | 0                   | 0                    | 0                   |
|           | TOTAL BUDGET                            | \$ 124,688         | \$ 124,688          | \$ 124,688           | \$ 124,688          |
| RESOURCES |   |                    |                     |                      |                     |
|           | \$65 Court Cost                         | \$ 107,341         | \$ 85,500           | \$ 85,500            | \$ 85,500           |
|           | General Fund                            | 17,347             | 39,188              | 39,188               | 39,188              |
|           | TOTAL REVENUES                          | \$ 124,688         | \$ 124,688          | \$ 124,688           | \$ 124,688          |

FUND: 115 - Article V/Fines & Forfeitures  
 FUNCTION: General Operations  
 ACTIVITY: Information Systems

DEPARTMENT: Judicial Services  
 DIVISION: Law Library  
 COST CENTER: 410701 - Law Library

| Account | Title                                   | Actual<br>FY 18-19 | Adopted<br>FY 19-20 | Proposed<br>FY 20-21 | Adopted<br>FY 20-21 |
|---------|---|--------------------|---------------------|----------------------|---------------------|
| 51101   | Executive Salaries                      | \$ 0               | \$ 0                | \$ 0                 | 0                   |
| 51201   | Regular Salaries & Wages                | 43,559             | 42,859              | 42,859               | 42,859              |
| 51301   | Other Salaries & Wages                  | 0                  | 0                   | 0                    | 0                   |
| 51401   | Overtime                                | 0                  | 0                   | 0                    | 0                   |
| 51501   | Special pay                             | 0                  | 0                   | 0                    | 0                   |
| 52101   | FICA Taxes                              | 3,332              | 3,279               | 3,279                | 3,279               |
| 52201   | Retirement Contributions                | 3,623              | 3,631               | 4,286                | 4,286               |
| 52301   | Life & Health Insurance                 | 7,353              | 10,000              | 10,000               | 10,000              |
| 52401   | Workers' Compensation                   | 79                 | 60                  | 66                   | 66                  |
| 52501   | Unemployment Compensation               | 0                  | 0                   | 0                    | 0                   |
|         | PERSONNEL COSTS                         | <u>57,946</u>      | <u>59,829</u>       | <u>60,490</u>        | <u>60,490</u>       |
| 53101   | Professional Services                   | 5,950              | 5,775               | 5,950                | 5,950               |
| 53201   | Accounting & Auditing                   | 0                  | 0                   | 0                    | 0                   |
| 53301   | Court Reporter Services                 | 0                  | 0                   | 0                    | 0                   |
| 53401   | Other Contractual Services              | 0                  | 0                   | 0                    | 0                   |
| 53501   | Investigations                          | 0                  | 0                   | 0                    | 0                   |
| 53601   | Pension Benefits                        | 0                  | 0                   | 0                    | 0                   |
| 54001   | Travel & Per Diem                       | 0                  | 0                   | 0                    | 0                   |
| 54101   | Communications                          | 1,415              | 1,400               | 1,440                | 1,440               |
| 54201   | Postage & Freight                       | 0                  | 0                   | 0                    | 0                   |
| 54301   | Utility Services                        | 0                  | 0                   | 0                    | 0                   |
| 54401   | Rentals & Leases                        | 0                  | 0                   | 0                    | 0                   |
| 54501   | Insurance                               | 400                | 400                 | 650                  | 650                 |
| 54601   | Repair & Maintenance Services           | 0                  | 2,352               | 2,214                | 2,214               |
| 54701   | Printing & Binding                      | 0                  | 0                   | 0                    | 0                   |
| 54801   | Promotional Activities                  | 0                  | 0                   | 0                    | 0                   |
| 54901   | Other Current Charges & Obligations     | 0                  | 0                   | 0                    | 0                   |
| 54931   | Host Ordinance                          | 0                  | 0                   | 0                    | 0                   |
| 55101   | Office Supplies                         | 12                 | 116                 | 116                  | 116                 |
| 55201   | Operating Supplies                      | 2,571              | 0                   | 0                    | 0                   |
| 55301   | Road Materials & Supplies               | 0                  | 0                   | 0                    | 0                   |
| 55401   | Books, Pubs, & Subs                     | 19,758             | 15,628              | 14,640               | 14,640              |
| 55501   | Training & Registrations                | 0                  | 0                   | 0                    | 0                   |
| 55801   | Bad Debt                                | 0                  | 0                   | 0                    | 0                   |
| 55901   | Depreciation                            | 0                  | 0                   | 0                    | 0                   |
|         | OPERATING COSTS                         | <u>30,107</u>      | <u>25,671</u>       | <u>25,010</u>        | <u>25,010</u>       |
| 56101   | Land                                    | 0                  | 0                   | 0                    | 0                   |
| 56201   | Buildings                               | 0                  | 0                   | 0                    | 0                   |
| 56301   | Improvements Other Than Buildings       | 0                  | 0                   | 0                    | 0                   |
| 56401   | Machinery & Equipment                   | 0                  | 0                   | 0                    | 0                   |
| 56501   | Construction in Progress                | 0                  | 0                   | 0                    | 0                   |
| 56601   | Books, Publications & Library Materials | 0                  | 0                   | 0                    | 0                   |
|         | CAPITAL OUTLAY                          | <u>0</u>           | <u>0</u>            | <u>0</u>             | <u>0</u>            |
| 57101   | Principal                               | 0                  | 0                   | 0                    | 0                   |
| 57201   | Interest                                | 0                  | 0                   | 0                    | 0                   |
| 57301   | Other Debt Service Costs                | 0                  | 0                   | 0                    | 0                   |
|         | DEBT SERVICE                            | <u>0</u>           | <u>0</u>            | <u>0</u>             | <u>0</u>            |
| 58101   | Aids to Governmental Agencies           | 0                  | 0                   | 0                    | 0                   |
| 58201   | Aids to Private Organizations           | 0                  | 0                   | 0                    | 0                   |
| 58301   | Other Grants and Aids                   | 0                  | 0                   | 0                    | 0                   |
|         | GRANTS AND AIDS                         | <u>0</u>           | <u>0</u>            | <u>0</u>             | <u>0</u>            |
| 59101   | Transfers                               | 0                  | 0                   | 0                    | 0                   |
| 59801   | Reserves                                | 0                  | 0                   | 0                    | 0                   |
|         | NON-OPERATING COSTS                     | <u>0</u>           | <u>0</u>            | <u>0</u>             | <u>0</u>            |
|         | TOTAL BUDGET                            | <u>\$ 88,053</u>   | <u>\$ 85,500</u>    | <u>\$ 85,500</u>     | <u>\$ 85,500</u>    |

RESOURCES

|                               |                  |                  |                  |                  |
|-------------------------------|------------------|------------------|------------------|------------------|
| \$65 Court Cost               | \$ 107,341       | \$ 90,000        | \$ 90,000        | \$ 90,000        |
| Fund Balance                  | (19,288)         | 0                | 0                | 0                |
| Less: 5% Anticipated Receipts | 0                | (4,500)          | (4,500)          | (4,500)          |
| TOTAL REVENUES                | <u>\$ 88,053</u> | <u>\$ 85,500</u> | <u>\$ 85,500</u> | <u>\$ 85,500</u> |

FUND: 115 - Article V/Fines & Forfeitures  
 FUNCTION: General Operations  
 ACTIVITY: Information Systems

DEPARTMENT: Judicial Services  
 DIVISION: Court Administration  
 COST CENTER: 410507 - Other Article V Costs

| Account   | Title                                   | Actual<br>FY 18-19 | Adopted<br>FY 19-20 | Proposed<br>FY 20-21 | Adopted<br>FY 20-21 |
|-----------|---|--------------------|---------------------|----------------------|---------------------|
| 51101     | Executive Salaries                      | \$ 0               | \$ 0                | \$ 0                 | 0                   |
| 51201     | Regular Salaries & Wages                | 0                  | 0                   | 0                    | 0                   |
| 51301     | Other Salaries & Wages                  | 0                  | 0                   | 0                    | 0                   |
| 51401     | Overtime                                | 0                  | 0                   | 0                    | 0                   |
| 51501     | Special pay                             | 0                  | 0                   | 0                    | 0                   |
| 52101     | FICA Taxes                              | 0                  | 0                   | 0                    | 0                   |
| 52201     | Retirement Contributions                | 0                  | 0                   | 0                    | 0                   |
| 52301     | Life & Health Insurance                 | 0                  | 0                   | 0                    | 0                   |
| 52401     | Workers' Compensation                   | 0                  | 0                   | 0                    | 0                   |
| 52501     | Unemployment Compensation               | 0                  | 0                   | 0                    | 0                   |
|           | PERSONNEL COSTS                         | <u>0</u>           | <u>0</u>            | <u>0</u>             | <u>0</u>            |
| 53101     | Professional Services                   | 1,475              | 10,000              | 10,000               | 10,000              |
| 53201     | Accounting & Auditing                   | 0                  | 0                   | 0                    | 0                   |
| 53301     | Court Reporter Services                 | 0                  | 0                   | 0                    | 0                   |
| 53401     | Other Contractual Services              | 0                  | 0                   | 0                    | 0                   |
| 53501     | Investigations                          | 0                  | 0                   | 0                    | 0                   |
| 53601     | Pension Benefits                        | 0                  | 0                   | 0                    | 0                   |
| 54001     | Travel & Per Diem                       | 0                  | 0                   | 0                    | 0                   |
| 54101     | Communications                          | 0                  | 0                   | 0                    | 0                   |
| 54201     | Postage & Freight                       | 0                  | 0                   | 0                    | 0                   |
| 54301     | Utility Services                        | 0                  | 0                   | 0                    | 0                   |
| 54401     | Rentals & Leases                        | 0                  | 0                   | 0                    | 0                   |
| 54501     | Insurance                               | 0                  | 0                   | 0                    | 0                   |
| 54601     | Repair & Maintenance Services           | 0                  | 0                   | 0                    | 0                   |
| 54701     | Printing & Binding                      | 0                  | 0                   | 0                    | 0                   |
| 54801     | Promotional Activities                  | 0                  | 0                   | 0                    | 0                   |
| 54901     | Other Current Charges & Obligations     | 0                  | 0                   | 0                    | 0                   |
| 54931     | Host Ordinance                          | 0                  | 0                   | 0                    | 0                   |
| 55101     | Office Supplies                         | 0                  | 0                   | 0                    | 0                   |
| 55201     | Operating Supplies                      | 0                  | 0                   | 0                    | 0                   |
| 55301     | Road Materials & Supplies               | 0                  | 0                   | 0                    | 0                   |
| 55401     | Books, Pubs, & Subs                     | 0                  | 0                   | 0                    | 0                   |
| 55501     | Training & Registrations                | 0                  | 0                   | 0                    | 0                   |
| 55801     | Bad Debt                                | 0                  | 0                   | 0                    | 0                   |
| 55901     | Depreciation                            | 0                  | 0                   | 0                    | 0                   |
|           | OPERATING COSTS                         | <u>1,475</u>       | <u>10,000</u>       | <u>10,000</u>        | <u>10,000</u>       |
| 56101     | Land                                    | 0                  | 0                   | 0                    | 0                   |
| 56201     | Buildings                               | 0                  | 0                   | 0                    | 0                   |
| 56301     | Improvements Other Than Buildings       | 0                  | 0                   | 0                    | 0                   |
| 56401     | Machinery & Equipment                   | 0                  | 0                   | 0                    | 0                   |
| 56501     | Construction in Progress                | 0                  | 0                   | 0                    | 0                   |
| 56601     | Books, Publications & Library Materials | 0                  | 0                   | 0                    | 0                   |
|           | CAPITAL OUTLAY                          | <u>0</u>           | <u>0</u>            | <u>0</u>             | <u>0</u>            |
| 57101     | Principal                               | 0                  | 0                   | 0                    | 0                   |
| 57201     | Interest                                | 0                  | 0                   | 0                    | 0                   |
| 57301     | Other Debt Service Costs                | 0                  | 0                   | 0                    | 0                   |
|           | DEBT SERVICE                            | <u>0</u>           | <u>0</u>            | <u>0</u>             | <u>0</u>            |
| 58101     | Aids to Governmental Agencies           | 0                  | 0                   | 0                    | 0                   |
| 58201     | Aids to Private Organizations           | 0                  | 0                   | 0                    | 0                   |
| 58301     | Other Grants and Aids                   | 0                  | 0                   | 0                    | 0                   |
|           | GRANTS AND AIDS                         | <u>0</u>           | <u>0</u>            | <u>0</u>             | <u>0</u>            |
| 59101     | Transfers                               | 931,000            | 878,750             | 760,000              | 760,000             |
| 59801     | Reserves                                | 0                  | 0                   | 0                    | 0                   |
|           | NON-OPERATING COSTS                     | <u>931,000</u>     | <u>878,750</u>      | <u>760,000</u>       | <u>760,000</u>      |
|           | TOTAL BUDGET                            | <u>\$ 932,475</u>  | <u>\$ 888,750</u>   | <u>\$ 770,000</u>    | <u>\$ 770,000</u>   |
| RESOURCES |   |                    |                     |                      |                     |
|           | Transfers from the General Fund         | \$ 0               | \$ 0                | \$ 0                 | 0                   |
|           | \$30 Facility Fee Surcharge             | 802,927            | 925,000             | 800,000              | 800,000             |
|           | Less: 5% Anticipated Receipts           | 0                  | (46,250)            | (40,000)             | (40,000)            |
|           | Fund Balance                            | 129,548            | 10,000              | 10,000               | 10,000              |
|           | TOTAL REVENUES                          | <u>\$ 932,475</u>  | <u>\$ 888,750</u>   | <u>\$ 770,000</u>    | <u>\$ 770,000</u>   |



FUND: 131 - Family Mediation Fund  
 FUNCTION: County Court - Criminal  
 ACTIVITY: Alternative Dispute Resolution

DEPARTMENT: Judicial Services  
 DIVISION: Court Administration  
 COST CENTER: 410141 - Family Mediation

| Account   | Title                                   | Actual<br>FY 18-19 | Adopted<br>FY 19-20 | Proposed<br>FY 20-21 | Adopted<br>FY 20-21 |
|-----------|---|--------------------|---------------------|----------------------|---------------------|
| 51101     | Executive Salaries                      | \$ 0               | \$ 0                | \$ 0                 | 0                   |
| 51201     | Regular Salaries & Wages                | 0                  | 0                   | 0                    | 0                   |
| 51301     | Other Salaries & Wages                  | 0                  | 0                   | 0                    | 0                   |
| 51401     | Overtime                                | 0                  | 0                   | 0                    | 0                   |
| 51501     | Special pay                             | 0                  | 0                   | 0                    | 0                   |
| 52101     | FICA Taxes                              | 0                  | 0                   | 0                    | 0                   |
| 52201     | Retirement Contributions                | 0                  | 0                   | 0                    | 0                   |
| 52301     | Life & Health Insurance                 | 0                  | 0                   | 0                    | 0                   |
| 52401     | Workers' Compensation                   | 0                  | 0                   | 0                    | 0                   |
| 52501     | Unemployment Compensation               | 0                  | 0                   | 0                    | 0                   |
|           | PERSONNEL COSTS                         | <u>0</u>           | <u>0</u>            | <u>0</u>             | <u>0</u>            |
| 53101     | Professional Services                   | 0                  | 0                   | 0                    | 0                   |
| 53201     | Accounting & Auditing                   | 0                  | 0                   | 0                    | 0                   |
| 53301     | Court Reporter Services                 | 0                  | 0                   | 0                    | 0                   |
| 53401     | Other Contractual Services              | 2,100              | 12,250              | 12,250               | 12,250              |
| 53501     | Investigations                          | 0                  | 0                   | 0                    | 0                   |
| 53601     | Pension Benefits                        | 0                  | 0                   | 0                    | 0                   |
| 54001     | Travel & Per Diem                       | 0                  | 440                 | 440                  | 440                 |
| 54101     | Communications                          | 0                  | 0                   | 0                    | 0                   |
| 54201     | Postage & Freight                       | 0                  | 0                   | 0                    | 0                   |
| 54301     | Utility Services                        | 0                  | 0                   | 0                    | 0                   |
| 54401     | Rentals & Leases                        | 0                  | 0                   | 0                    | 0                   |
| 54501     | Insurance                               | 0                  | 0                   | 0                    | 0                   |
| 54601     | Repair & Maintenance Services           | 0                  | 0                   | 0                    | 0                   |
| 54701     | Printing & Binding                      | 0                  | 0                   | 0                    | 0                   |
| 54801     | Promotional Activities                  | 0                  | 0                   | 0                    | 0                   |
| 54901     | Other Current Charges & Obligations     | 0                  | 0                   | 0                    | 0                   |
| 54931     | Host Ordinance                          | 415                | 1,000               | 1,000                | 1,000               |
| 55101     | Office Supplies                         | 144                | 412                 | 412                  | 412                 |
| 55201     | Operating Supplies                      | 0                  | 0                   | 0                    | 0                   |
| 55301     | Road Materials & Supplies               | 0                  | 0                   | 0                    | 0                   |
| 55401     | Books, Pubs, & Subs                     | 0                  | 0                   | 0                    | 0                   |
| 55501     | Training & Registrations                | 450                | 0                   | 0                    | 0                   |
| 55801     | Bad Debt                                | 0                  | 0                   | 0                    | 0                   |
| 55901     | Depreciation                            | 0                  | 0                   | 0                    | 0                   |
|           | OPERATING COSTS                         | <u>3,108</u>       | <u>14,102</u>       | <u>14,102</u>        | <u>14,102</u>       |
| 56101     | Land                                    | 0                  | 0                   | 0                    | 0                   |
| 56201     | Buildings                               | 0                  | 0                   | 0                    | 0                   |
| 56301     | Improvements Other Than Buildings       | 0                  | 0                   | 0                    | 0                   |
| 56401     | Machinery & Equipment                   | 0                  | 0                   | 0                    | 0                   |
| 56501     | Construction in Progress                | 0                  | 0                   | 0                    | 0                   |
| 56601     | Books, Publications & Library Materials | 0                  | 0                   | 0                    | 0                   |
|           | CAPITAL OUTLAY                          | <u>0</u>           | <u>0</u>            | <u>0</u>             | <u>0</u>            |
| 57101     | Principal                               | 0                  | 0                   | 0                    | 0                   |
| 57201     | Interest                                | 0                  | 0                   | 0                    | 0                   |
| 57301     | Other Debt Service Costs                | 0                  | 0                   | 0                    | 0                   |
|           | DEBT SERVICE                            | <u>0</u>           | <u>0</u>            | <u>0</u>             | <u>0</u>            |
| 58101     | Aids to Governmental Agencies           | 0                  | 0                   | 0                    | 0                   |
| 58201     | Aids to Private Organizations           | 0                  | 0                   | 0                    | 0                   |
| 58301     | Other Grants and Aids                   | 0                  | 0                   | 0                    | 0                   |
|           | GRANTS AND AIDS                         | <u>0</u>           | <u>0</u>            | <u>0</u>             | <u>0</u>            |
| 59101     | Transfers                               | 0                  | 0                   | 0                    | 0                   |
| 59801     | Reserves                                | 0                  | 65,898              | 65,898               | 65,898              |
|           | NON-OPERATING COSTS                     | <u>0</u>           | <u>65,898</u>       | <u>65,898</u>        | <u>65,898</u>       |
|           | TOTAL BUDGET                            | <u>\$ 3,108</u>    | <u>\$ 80,000</u>    | <u>\$ 80,000</u>     | <u>\$ 80,000</u>    |
| RESOURCES |   |                    |                     |                      |                     |
|           | Family Mediation                        | \$ 3,108           | \$ 80,000           | \$ 80,000            | \$ 80,000           |
|           | TOTAL REVENUES                          | <u>\$ 3,108</u>    | <u>\$ 80,000</u>    | <u>\$ 80,000</u>     | <u>\$ 80,000</u>    |

FUND: 110 - Other Grants and Projects  
 FUNCTION: Circuit Court - Criminal  
 ACTIVITY: Drug Court - Circuit Criminal

DEPARTMENT: Judicial Services  
 DIVISION: Clerk's - Court Administration  
 COST CENTER: 410567 - Drug Court Treatment Emergency Fund

| Account   | Title                                   | Actual<br>FY 18-19 | Adopted<br>FY 19-20 | Proposed<br>FY 20-21 | Adopted<br>FY 20-21 |
|-----------|---|--------------------|---------------------|----------------------|---------------------|
| 51101     | Executive Salaries                      | \$ 0               | \$ 0                | \$ 0                 | 0                   |
| 51201     | Regular Salaries & Wages                | 0                  | 0                   | 0                    | 0                   |
| 51301     | Other Salaries & Wages                  | 0                  | 0                   | 0                    | 0                   |
| 51401     | Overtime                                | 0                  | 0                   | 0                    | 0                   |
| 51501     | Special pay                             | 0                  | 0                   | 0                    | 0                   |
| 52101     | FICA Taxes                              | 0                  | 0                   | 0                    | 0                   |
| 52201     | Retirement Contributions                | 0                  | 0                   | 0                    | 0                   |
| 52301     | Life & Health Insurance                 | 0                  | 0                   | 0                    | 0                   |
| 52401     | Workers' Compensation                   | 0                  | 0                   | 0                    | 0                   |
| 52501     | Unemployment Compensation               | 0                  | 0                   | 0                    | 0                   |
|           | PERSONNEL COSTS                         | <u>0</u>           | <u>0</u>            | <u>0</u>             | <u>0</u>            |
| 53101     | Professional Services                   | 0                  | 0                   | 0                    | 0                   |
| 53201     | Accounting & Auditing                   | 0                  | 0                   | 0                    | 0                   |
| 53301     | Court Reporter Services                 | 0                  | 0                   | 0                    | 0                   |
| 53401     | Other Contractual Services              | 0                  | 0                   | 0                    | 0                   |
| 53501     | Investigations                          | 0                  | 0                   | 0                    | 0                   |
| 53601     | Pension Benefits                        | 0                  | 0                   | 0                    | 0                   |
| 54001     | Travel & Per Diem                       | 0                  | 1,254               | 1,254                | 1,254               |
| 54101     | Communications                          | 0                  | 0                   | 0                    | 0                   |
| 54201     | Postage & Freight                       | 85                 | 97                  | 97                   | 97                  |
| 54301     | Utility Services                        | 0                  | 0                   | 0                    | 0                   |
| 54401     | Rentals & Leases                        | 0                  | 0                   | 0                    | 0                   |
| 54501     | Insurance                               | 0                  | 0                   | 0                    | 0                   |
| 54601     | Repair & Maintenance Services           | 0                  | 0                   | 0                    | 0                   |
| 54701     | Printing & Binding                      | 0                  | 0                   | 0                    | 0                   |
| 54801     | Promotional Activities                  | 0                  | 0                   | 0                    | 0                   |
| 54901     | Other Current Charges & Obligations     | 0                  | 0                   | 0                    | 0                   |
| 54931     | Host Ordinance                          | 0                  | 165                 | 165                  | 165                 |
| 55101     | Office Supplies                         | 260                | 867                 | 867                  | 867                 |
| 55201     | Operating Supplies                      | 1,587              | 496                 | 496                  | 496                 |
| 55301     | Road Materials & Supplies               | 0                  | 0                   | 0                    | 0                   |
| 55401     | Books, Pubs, & Subs                     | 0                  | 0                   | 0                    | 0                   |
| 55501     | Training & Registrations                | 0                  | 200                 | 200                  | 200                 |
| 55801     | Bad Debt                                | 0                  | 0                   | 0                    | 0                   |
| 55901     | Depreciation                            | 0                  | 0                   | 0                    | 0                   |
|           | OPERATING COSTS                         | <u>1,931</u>       | <u>3,079</u>        | <u>3,079</u>         | <u>3,079</u>        |
| 56101     | Land                                    | 0                  | 0                   | 0                    | 0                   |
| 56201     | Buildings                               | 0                  | 0                   | 0                    | 0                   |
| 56301     | Improvements Other Than Buildings       | 0                  | 0                   | 0                    | 0                   |
| 56401     | Machinery & Equipment                   | 0                  | 0                   | 0                    | 0                   |
| 56501     | Construction in Progress                | 0                  | 0                   | 0                    | 0                   |
| 56601     | Books, Publications & Library Materials | 0                  | 0                   | 0                    | 0                   |
|           | CAPITAL OUTLAY                          | <u>0</u>           | <u>0</u>            | <u>0</u>             | <u>0</u>            |
| 57101     | Principal                               | 0                  | 0                   | 0                    | 0                   |
| 57201     | Interest                                | 0                  | 0                   | 0                    | 0                   |
| 57301     | Other Debt Service Costs                | 0                  | 0                   | 0                    | 0                   |
|           | DEBT SERVICE                            | <u>0</u>           | <u>0</u>            | <u>0</u>             | <u>0</u>            |
| 58101     | Aids to Governmental Agencies           | 0                  | 0                   | 0                    | 0                   |
| 58201     | Aids to Private Organizations           | 0                  | 0                   | 0                    | 0                   |
| 58301     | Other Grants and Aids                   | 356                | 2,660               | 4,660                | 4,660               |
|           | GRANTS AND AIDS                         | <u>356</u>         | <u>2,660</u>        | <u>4,660</u>         | <u>4,660</u>        |
| 59101     | Transfers                               | 0                  | 0                   | 0                    | 0                   |
| 59801     | Reserves                                | 0                  | 7,261               | 5,261                | 5,261               |
|           | NON-OPERATING COSTS                     | <u>0</u>           | <u>7,261</u>        | <u>5,261</u>         | <u>5,261</u>        |
|           | TOTAL BUDGET                            | <u>\$ 2,287</u>    | <u>\$ 13,000</u>    | <u>\$ 13,000</u>     | <u>\$ 13,000</u>    |
| RESOURCES |   |                    |                     |                      |                     |
|           | Grant Revenues                          | \$ 2,287           | \$ 13,000           | \$ 13,000            | 13,000              |
|           | TOTAL REVENUES                          | <u>\$ 2,287</u>    | <u>\$ 13,000</u>    | <u>\$ 13,000</u>     | <u>\$ 13,000</u>    |

FUND: 110 - Other Grants and Projects  
 FUNCTION: Circuit Court - Juvenile  
 ACTIVITY: Juvenile Drug Court

DEPARTMENT: Judicial Services  
 DIVISION: Court Administration  
 COST CENTER: 410559 - Drug Abuse Trust Fund

| Account   | Title                               | Actual<br>FY 18-19 | Adopted<br>FY 19-20 | Proposed<br>FY 20-21 | Adopted<br>FY 20-21 |
|-----------|-------------------------------------|--------------------|---------------------|----------------------|---------------------|
| 51101     | Executive Salaries                  | \$ 0               | \$ 0                | \$ 0                 | 0                   |
| 51201     | Regular Salaries & Wages            | 0                  | 0                   | 0                    | 0                   |
| 51301     | Other Salaries & Wages              | 0                  | 0                   | 0                    | 0                   |
| 51401     | Overtime                            | 0                  | 0                   | 0                    | 0                   |
| 51501     | Special pay                         | 0                  | 0                   | 0                    | 0                   |
| 52101     | FICA Taxes                          | 0                  | 0                   | 0                    | 0                   |
| 52201     | Retirement Contributions            | 0                  | 0                   | 0                    | 0                   |
| 52301     | Life & Health Insurance             | 0                  | 0                   | 0                    | 0                   |
| 52401     | Workers' Compensation               | 0                  | 0                   | 0                    | 0                   |
| 52501     | Unemployment Compensation           | 0                  | 0                   | 0                    | 0                   |
|           | PERSONNEL COSTS                     | <u>0</u>           | <u>0</u>            | <u>0</u>             | <u>0</u>            |
| 53101     | Professional Services               | 0                  | 0                   | 0                    | 0                   |
| 53201     | Accounting & Auditing               | 0                  | 0                   | 0                    | 0                   |
| 53301     | Court Reporter Services             | 0                  | 0                   | 0                    | 0                   |
| 53401     | Other Contractual Services          | 28,377             | 5,032               | 5,032                | 5,032               |
| 53501     | Investigations                      | 0                  | 0                   | 0                    | 0                   |
| 53601     | Pension Benefits                    | 0                  | 0                   | 0                    | 0                   |
| 54001     | Travel & Per Diem                   | 85                 | 695                 | 695                  | 695                 |
| 54101     | Communications                      | 2,451              | 2,772               | 2,772                | 2,772               |
| 54201     | Postage & Freight                   | 70                 | 104                 | 104                  | 104                 |
| 54301     | Utility Services                    | 0                  | 0                   | 0                    | 0                   |
| 54401     | Rentals & Leases                    | 0                  | 0                   | 0                    | 0                   |
| 54501     | Insurance                           | 0                  | 0                   | 0                    | 0                   |
| 54601     | Repair & Maintenance Services       | 0                  | 0                   | 0                    | 0                   |
| 54701     | Printing & Binding                  | 0                  | 0                   | 0                    | 0                   |
| 54801     | Promotional Activities              | 0                  | 0                   | 0                    | 0                   |
| 54901     | Other Current Charges & Obligations | 0                  | 0                   | 0                    | 0                   |
| 54931     | Host Ordinance                      | 0                  | 200                 | 200                  | 200                 |
| 55101     | Office Supplies                     | 0                  | 0                   | 0                    | 0                   |
| 55201     | Operating Supplies                  | 838                | 720                 | 720                  | 720                 |
| 55301     | Road Materials & Supplies           | 0                  | 0                   | 0                    | 0                   |
| 55401     | Books, Pubs, & Subs                 | 0                  | 210                 | 210                  | 210                 |
| 55501     | Training & Registrations            | 0                  | 600                 | 600                  | 600                 |
| 55801     | Bad Debt                            | 0                  | 0                   | 0                    | 0                   |
| 55901     | Depreciation                        | 0                  | 0                   | 0                    | 0                   |
|           | OPERATING COSTS                     | <u>31,821</u>      | <u>10,333</u>       | <u>10,333</u>        | <u>10,333</u>       |
| 56101     | Land                                | 0                  | 0                   | 0                    | 0                   |
| 56201     | Buildings                           | 0                  | 0                   | 0                    | 0                   |
| 56301     | Improvements Other Than Buildings   | 0                  | 0                   | 0                    | 0                   |
| 56401     | Machinery & Equipment               | 0                  | 0                   | 0                    | 0                   |
| 56501     | Construction in Progress            | 0                  | 0                   | 0                    | 0                   |
| 56601     | Books, Pubs, & Subs                 | 0                  | 0                   | 0                    | 0                   |
|           | CAPITAL OUTLAY                      | <u>0</u>           | <u>0</u>            | <u>0</u>             | <u>0</u>            |
| 57101     | Principal                           | 0                  | 0                   | 0                    | 0                   |
| 57201     | Interest                            | 0                  | 0                   | 0                    | 0                   |
| 57301     | Other Debt Service Costs            | 0                  | 0                   | 0                    | 0                   |
|           | DEBT SERVICE                        | <u>0</u>           | <u>0</u>            | <u>0</u>             | <u>0</u>            |
| 58101     | Aids to Governmental Agencies       | 0                  | 0                   | 0                    | 0                   |
| 58201     | Aids to Private Organizations       | 0                  | 0                   | 0                    | 0                   |
| 58301     | Other Grants and Aids               | 0                  | 0                   | 0                    | 0                   |
|           | GRANTS AND AIDS                     | <u>0</u>           | <u>0</u>            | <u>0</u>             | <u>0</u>            |
| 59101     | Transfers                           | 0                  | 0                   | 0                    | 0                   |
| 59801     | Reserves                            | 0                  | 189,667             | 169,667              | 169,667             |
|           | NON-OPERATING COSTS                 | <u>0</u>           | <u>189,667</u>      | <u>169,667</u>       | <u>169,667</u>      |
|           | TOTAL BUDGET                        | <u>\$ 31,821</u>   | <u>\$ 200,000</u>   | <u>\$ 180,000</u>    | <u>\$ 180,000</u>   |
| RESOURCES |                                     |                    |                     |                      |                     |
|           | Grant Revenues                      | \$ 31,821          | \$ 200,000          | \$ 180,000           | 180,000             |
|           | TOTAL REVENUES                      | <u>\$ 31,821</u>   | <u>\$ 200,000</u>   | <u>\$ 180,000</u>    | <u>\$ 180,000</u>   |

**DEPARTMENT: COURT ADMINISTRATION**  
**FUNCTION: JUVENILE SERVICES/TEEN COURT**

---

### **MISSION STATEMENT**

---

The mission of the Teen Court Program is to provide a short term, cost effective, educational alternative to the court system for juveniles who have committed misdemeanor crimes, or traffic offenses.

---

### **PROGRAM DESCRIPTION**

---

Teen Court is a "peer court" program for first time misdemeanor and traffic offenders. With the assistance of the Program Supervisor and student assistants, teen volunteer students conduct actual court hearings for juvenile offenders. The teen jury renders a sentence for each defendant based upon information presented in the hearing. Minimum sentencing guidelines require that each offender participate in Teen Court as a juror, perform community service work, pay restitution, and complete at least one other sanction (e.g., essay, apology letter, jail tour, educational or civic project). Referrals for this diversion program are accepted from the Department of Juvenile Justice, State Attorney, School Resource Officers, and Traffic Court Clerk.

Participants are supervised by the Teen Court Program Supervisor and student assistant(s) who monitor deadlines and sanctions; arrange community service work, schedule jail tours, document and report progress, etc. Juveniles and their families are assessed for mental health and/or substance abuse concerns and may be required to participate in counseling services.

Once a child is sentenced by the teen jury, it is his/her responsibility to cooperate and complete all requirements within a specified period of time. If the child performs all of the requirements completely and in a timely manner, the case will be dismissed (i.e., no petition will be filed by the state attorney/no fine, or DMV notification will be invoked by the clerk of traffic court). If the child does not cooperate or complete his/her sentence, the referral agency will be notified to pursue formal prosecution channels.

Teen Court provides a unique opportunity for offenders and student volunteers to experience the inner workings of the courtroom and master the trial process. Defendants have the opportunity to avoid a juvenile record and gain exposure to positive youth in the community as well as conscientious adult role models, including attorneys and judges. These educational and character building activities are intended to educate the youth about the consequences of crime and delinquency, and interest them in more productive, community minded activities.

---

### **GOALS & OBJECTIVES - AT RECOMMENDED FUNDING LEVEL**

---

#### **Establish Program Need and Standards**

- (1) To provide services to 350 first-time criminal offenders and 100 traffic offenders in Escambia County during the four quarters.
- (2) To have 90% of the participants complete the program successfully and avoid court prosecution.
- (3) To ensure that 90% of the defendants complete the program in less than 6 months.
- (4) To educate defendants about laws and consequences and deter them from future crime.
- (5) To incorporate community restorative activities through community service projects and activities.
- (6) To promote positive activities through volunteering and an opportunity for a scholarship at Pensacola State College. (The Teen Court Scholarship fund; raises money through donations and a \$3.00 program fee for anyone who pleads guilty or nolo contendere, or who is convicted of a violation of criminal law or Municipal/County Ordinance.

**DEPARTMENT: COURT ADMINISTRATION**  
**FUNCTION: JUVENILE SERVICES/TEEN COURT**

**Measure Outcome of Participants**

- (1) To report a recidivism rate of less than 30% by end of third quarter.
- (2) To survey at least 25% of participating youth and their parents regarding the effectiveness of the program and what they have learned and report by end of third quarter.
- (3) To have at least 5% of the defendants become regular Teen Court volunteers and review statistics at end of fourth quarter.

**Staff Training**

- (1) To continue with regular meetings with supervisor and staff for training on new laws, resources, and other matters relevant to the program.
- (2) To require a minimum of 16 hours of professional training per year per employee related to Florida Statutes Chapter 985 and treatment of delinquency.
- (3) To participate in training opportunities related to practical use of restorative justice measures in Teen Court.

**Volunteer Training and Activities**

- (1) To utilize videotaping, mock trials and shadowing to train volunteers.
- (2) To arrange educational programs for the teens with various private and public agencies from the legal profession.

---

**SIGNIFICANT CHANGES FOR 2020-2021**

---

No significant changes are anticipated for FY 20/21.

---

**STAFFING ALLOCATION**

---

| <u>Position Classification</u> | <u>Pay Grade</u> | <u>2018-2019 Authorized</u> | <u>2019-20 Authorized</u> | <u>2020-21 Adopted</u> |
|--------------------------------|------------------|-----------------------------|---------------------------|------------------------|
| Program Coordinator            | U/C              | 0                           | 0                         | 0                      |
| Student Assistant              | U/C              | 0                           | 0                         | 0                      |
| Teen Court Coordinator         | U/C              | 1                           | 1                         | 1                      |
| Admin. Support Specialist      | U/C              | 1                           | 1                         | 1                      |
| <b>TOTAL</b>                   |                  | <u>2</u>                    | <u>2</u>                  | <u>2</u>               |

FUND: 115 - Article V/Fines & Forfeitures  
 FUNCTION: Circuit Court - Juvenile  
 ACTIVITY: Other Court - Juvenile

DEPARTMENT: Judicial Services  
 DIVISION: Court Administration  
 COST CENTER: 410502 - Juvenile Programs - Teen Court

| Account | Title                                   | Actual<br>FY 18-19 | Adopted<br>FY 19-20 | Proposed<br>FY 20-21 | Adopted<br>FY 20-21 |
|---------|---|--------------------|---------------------|----------------------|---------------------|
| 51101   | Executive Salaries                      | \$ 0               | \$ 0                | \$ 0                 | 0                   |
| 51201   | Regular Salaries & Wages                | 64,169             | 67,186              | 67,186               | 67,186              |
| 51301   | Other Salaries & Wages                  | 0                  | 0                   | 0                    | 0                   |
| 51401   | Overtime                                | 0                  | 0                   | 0                    | 0                   |
| 51501   | Special pay                             | 0                  | 0                   | 0                    | 0                   |
| 52101   | FICA Taxes                              | 4,909              | 5,140               | 5,140                | 5,140               |
| 52201   | Retirement Contributions                | 5,337              | 5,690               | 6,718                | 6,718               |
| 52301   | Life & Health Insurance                 | 14,707             | 20,000              | 20,000               | 20,000              |
| 52401   | Workers' Compensation                   | 120                | 94                  | 103                  | 103                 |
| 52501   | Unemployment Compensation               | 0                  | 0                   | 0                    | 0                   |
|         | PERSONNEL COSTS                         | <u>89,242</u>      | <u>98,110</u>       | <u>99,147</u>        | <u>99,147</u>       |
| 53101   | Professional Services                   | 0                  | 0                   | 0                    | 0                   |
| 53201   | Accounting & Auditing                   | 0                  | 0                   | 0                    | 0                   |
| 53301   | Court Reporter Services                 | 0                  | 0                   | 0                    | 0                   |
| 53401   | Other Contractual Services              | 5,040              | 5,400               | 5,400                | 5,400               |
| 53501   | Investigations                          | 0                  | 0                   | 0                    | 0                   |
| 53601   | Pension Benefits                        | 0                  | 0                   | 0                    | 0                   |
| 54001   | Travel & Per Diem                       | 52                 | 1,611               | 1,659                | 1,659               |
| 54101   | Communications                          | 1,358              | 636                 | 636                  | 636                 |
| 54201   | Postage & Freight                       | 0                  | 0                   | 0                    | 0                   |
| 54301   | Utility Services                        | 0                  | 0                   | 0                    | 0                   |
| 54401   | Rentals & Leases                        | 973                | 1,170               | 1,170                | 1,170               |
| 54501   | Insurance                               | 0                  | 0                   | 0                    | 0                   |
| 54601   | Repair & Maintenance Services           | 0                  | 0                   | 0                    | 0                   |
| 54701   | Printing & Binding                      | 0                  | 0                   | 0                    | 0                   |
| 54801   | Promotional Activities                  | 1,344              | 1,000               | 1,000                | 1,000               |
| 54901   | Other Current Charges & Obligations     | 0                  | 0                   | 0                    | 0                   |
| 54931   | Host Ordinance                          | 835                | 0                   | 0                    | 0                   |
| 55101   | Office Supplies                         | 288                | 600                 | 600                  | 600                 |
| 55201   | Operating Supplies                      | 3,788              | 500                 | 500                  | 500                 |
| 55301   | Road Materials & Supplies               | 0                  | 0                   | 0                    | 0                   |
| 55401   | Books, Pubs, & Subs                     | 200                | 200                 | 200                  | 200                 |
| 55501   | Training & Registrations                | 100                | 100                 | 100                  | 100                 |
| 55801   | Bad Debt                                | 0                  | 0                   | 0                    | 0                   |
| 55901   | Depreciation                            | 0                  | 0                   | 0                    | 0                   |
|         | OPERATING COSTS                         | <u>13,978</u>      | <u>11,217</u>       | <u>11,265</u>        | <u>11,265</u>       |
| 56101   | Land                                    | 0                  | 0                   | 0                    | 0                   |
| 56201   | Buildings                               | 0                  | 0                   | 0                    | 0                   |
| 56301   | Improvements Other Than Buildings       | 0                  | 0                   | 0                    | 0                   |
| 56401   | Machinery & Equipment                   | 0                  | 0                   | 0                    | 0                   |
| 56501   | Construction in Progress                | 0                  | 0                   | 0                    | 0                   |
| 56601   | Books, Publications & Library Materials | 0                  | 0                   | 0                    | 0                   |
|         | CAPITAL OUTLAY                          | <u>0</u>           | <u>0</u>            | <u>0</u>             | <u>0</u>            |
| 57101   | Principal                               | 0                  | 0                   | 0                    | 0                   |
| 57201   | Interest                                | 0                  | 0                   | 0                    | 0                   |
| 57301   | Other Debt Service Costs                | 0                  | 0                   | 0                    | 0                   |
|         | DEBT SERVICE                            | <u>0</u>           | <u>0</u>            | <u>0</u>             | <u>0</u>            |
| 58101   | Aids to Governmental Agencies           | 0                  | 0                   | 0                    | 0                   |
| 58201   | Aids to Private Organizations           | 0                  | 0                   | 0                    | 0                   |
| 58301   | Other Grants and Aids                   | 0                  | 0                   | 0                    | 0                   |
|         | GRANTS AND AIDS                         | <u>0</u>           | <u>0</u>            | <u>0</u>             | <u>0</u>            |
| 59101   | Transfers                               | 0                  | 0                   | 0                    | 0                   |
| 59801   | Reserves                                | 0                  | 216,673             | 210,838              | 210,838             |
|         | NON-OPERATING COSTS                     | <u>0</u>           | <u>216,673</u>      | <u>210,838</u>       | <u>210,838</u>      |
|         | TOTAL BUDGET                            | <u>\$ 103,220</u>  | <u>\$ 326,000</u>   | <u>\$ 321,250</u>    | <u>\$ 321,250</u>   |

RESOURCES

|                               |                   |                   |                   |                   |
|-------------------------------|-------------------|-------------------|-------------------|-------------------|
| \$3 Court Cost                | \$ 80,382         | \$ 80,000         | \$ 75,000         | \$ 75,000         |
| Fund Balance                  | 22,838            | 250,000           | 250,000           | 250,000           |
| Less: 5% Anticipated Receipts | 0                 | (4,000)           | (3,750)           | (3,750)           |
| TOTAL REVENUES                | <u>\$ 103,220</u> | <u>\$ 326,000</u> | <u>\$ 321,250</u> | <u>\$ 321,250</u> |

## PROPRIETARY FUNDS

### ENTERPRISE FUNDS

These funds account for operations that are financed and operated in the manner of a private business. The intent is that the cost of providing goods or services to the general public should be recovered or financed through user charges. Escambia County utilizes four enterprise funds and one internal service fund.

#### **Solid Waste Fund**

Accounts for the provision of Solid Waste services to the residents of Escambia County, Florida. All activities necessary to provide such services are accounted for in this fund, including administration, operations, maintenance and billing and collection.

#### **Inspections Fund**

Accounts for the provision of building inspection services to the residents of Escambia County. All activities necessary to provide such services are accounted for in this fund.

#### **Emergency Services Fund**

Accounts for the cost of ambulance and advance life support units of Escambia County. All activities necessary to provide such services are accounted for in this fund with the exception of ambulance replacements. Vehicle replacement costs are reflected in the Local Option Sales Tax fund.

#### **Bay Center Fund**

Accounts for the construction, operations and renewal and replacement of the Pensacola Civic Center. All activities necessary to provide such services are accounted for in this fund.

### INTERNAL SERVICE FUND

This fund accounts for the financing of goods or services provided by one governmental department to other departments or agencies on a cost reimbursement basis.

#### **Internal Self-Insurance Fund**

Accounts for interfund charges for property/casualty insurance, the workers' compensation program, health and life insurance, the fuel distribution program and to cover current costs and future reserves.



**OPERATIONS AND WORKING CAPITAL SUMMARY**  
**FISCAL YEAR 2020-2021**  
**FUND 401 - SOLID WASTE**

|  | Actual<br>FY 16-17 | Actual<br>FY 17-18 | Actual<br>FY 18-19 | Adopted<br>FY 19-20 | Adopted<br>FY 20-21 |
|--|--------------------|--------------------|--------------------|---------------------|---------------------|
| <b>OPERATING REVENUES</b>              |                    |                    |                    |                     |                     |
| Charges for Services                   | \$15,372,533       | \$14,998,140       | \$15,955,972       | \$14,140,074        | \$14,820,070        |
| Miscellaneous Revenue                  | 0                  | 0                  | 0                  | 0                   | 0                   |
| Total Operating Revenue                | 15,372,533         | 14,998,140         | 15,955,972         | 14,140,074          | 14,820,070          |
| <b>OPERATING EXPENSES</b>              |                    |                    |                    |                     |                     |
| Personal Costs                         | 2,701,024          | 2,963,153          | 2,981,033          | 3,013,748           | 2,957,889           |
| Operating Costs                        | 4,287,549          | 4,805,145          | 5,415,747          | 7,135,173           | 7,946,664           |
| Depreciation                           | 2,981,027          | 3,009,641          | 3,174,176          | 3,680,000           | 3,715,000           |
| Total Operating Expenses               | 9,969,600          | 10,777,939         | 11,570,956         | 13,828,921          | 14,619,553          |
| Net Operating Income                   | 5,402,933          | 4,220,202          | 4,385,016          | 311,153             | 200,517             |
| <b>NONOPERATING REVENUES/EXPENSES</b>  |                    |                    |                    |                     |                     |
| Interest Income                        | 171,413            | 258,828            | 1,208,090          | 300,000             | 500,000             |
| Franchise Fees                         | 0                  | 0                  | 0                  | 0                   | 0                   |
| Gain/(Loss) on Investments             |                    |                    |                    |                     |                     |
| Interest Expense                       | 0                  | 0                  | 0                  | 0                   | 0                   |
| Grant Revenue                          |                    |                    |                    |                     |                     |
| Miscellaneous                          | 43,066             | 39,908             | 209,467            | 0                   | 0                   |
| Aids to Private Org                    |                    |                    |                    |                     |                     |
| Gain/(Loss) on Sale of Property        | (182,667)          | 223,817            | (41)               | 0                   | 0                   |
| Total Non-Operating Revenue/(Expenses) | 31,812             | 522,553            | 1,417,515          | 300,000             | 500,000             |
| Net Income/(Loss) before Transfers     | 5,434,746          | 4,742,754          | 5,802,531          | 611,153             | 700,517             |
| Transfers Out                          | (297,843)          | (381,297)          | (529,744)          | (570,094)           | (652,960)           |
| Transfers In                           | 34,181             |                    |                    |                     |                     |
| Net Income/(Loss)                      | 5,171,084          | 4,361,457          | 5,272,787          | 41,059              | 47,557              |
| Beginning Retained Earnings            | 51,020,497         | 56,191,581         | 60,553,038         |                     |                     |
| Contributed Capital                    | 0                  | 0                  | 0                  |                     |                     |
| Ending Retained Earnings               | 56,191,581         | 60,553,038         | 65,825,826         |                     |                     |
| Current Assets                         | 36,146,570         | 38,629,313         | 43,229,310         |                     |                     |
| Current Liabilities                    | 2,282,078          | 1,838,099          | 1,684,612          |                     |                     |
| Working Capital                        | 33,864,492         | 36,791,213         | 41,544,698         |                     |                     |
| Beginning Working Capital              |                    |                    |                    | 1,352,809           | 3,926,581           |
| add: Depreciation                      |                    |                    |                    | 3,680,000           | 3,715,000           |
| Loan Proceeds                          |                    |                    |                    |                     |                     |
| Contributed Capital                    |                    |                    |                    |                     |                     |
| less: Principal Payments               |                    |                    |                    | 0                   | 0                   |
| Acquisition of Fixed Assets            |                    |                    |                    | 4,746,800           | 6,815,000           |
| Less Reserves                          |                    |                    |                    | 327,068             | 874,138             |
| Ending Working Capital                 | \$33,864,492       | \$36,791,213       | \$41,544,698       | \$0                 | \$0                 |
| <b>MEMORANDUM ONLY</b>                 |                    |                    |                    |                     |                     |
| Capital Purchases                      | \$4,924,198        | \$4,676,279        | \$4,676,831        | \$4,746,800         | \$6,815,000         |
| Principal Payments                     | \$0                | \$0                | \$0                | \$0                 | \$0                 |

**OPERATIONS AND WORKING CAPITAL SUMMARY**  
**FISCAL YEAR 2020-2021**  
**FUND 406 - INSPECTIONS FUND**

|  | Actual<br>FY 16-17 | Actual<br>FY 17-18 | Actual<br>FY 18-19 | Adopted<br>FY 19-20 | Adopted<br>FY 20-21 |
|--|--------------------|--------------------|--------------------|---------------------|---------------------|
| <b>OPERATING REVENUES</b>              |                    |                    |                    |                     |                     |
| Licenses and Permit Fees               | \$2,376,500        | \$2,646,930        | \$2,712,161        | \$2,781,610         | \$2,751,500         |
| Charges for Services                   | 111,202            | 126,053            | 141,526            | 110,000             | 128,000             |
| Fines and Fofeitures                   | 27,352             | 8,891              | 10,315             | 9,000               | 5,000               |
| Miscellaneous Revenue                  | 135,958            | 164,187            | 175,771            | 62,000              | 71,000              |
| Total Operating Revenue                | 2,651,012          | 2,946,061          | 3,039,774          | 2,962,610           | 2,955,500           |
| <b>OPERATING EXPENSES</b>              |                    |                    |                    |                     |                     |
| Personal Costs                         | 2,017,817          | 2,191,763          | 2,127,638          | 2,498,137           | 2,583,813           |
| Operating Costs                        | 448,456            | 422,681            | 453,738            | 502,298             | 572,128             |
| Depreciation                           | 33,848             | 34,754             | 37,500             | 12,044              | 47,178              |
| Total Operating Expenses               | 2,500,121          | 2,649,198          | 2,618,875          | 3,012,479           | 3,203,119           |
| Net Operating Income                   | 150,891            | 296,863            | 420,899            | (49,869)            | (247,619)           |
| <b>NONOPERATING REVENUES/EXPENSES</b>  |                    |                    |                    |                     |                     |
| Interest Income                        | 16,569             | 21,671             | 128,845            | 20,000              | 40,000              |
| Gain/(Loss) on Investments             |                    |                    |                    |                     |                     |
| Interest Expense                       |                    |                    |                    |                     |                     |
| Miscellaneous                          |                    |                    |                    |                     |                     |
| Gain/(Loss) on Sale of Property        | 1,525              | 0                  |                    |                     |                     |
| Total Non-Operating Revenue/(Expenses) | 18,094             | 21,671             | 128,845            | 20,000              | 40,000              |
| Net Income/(Loss) before Transfers     | 168,985            | 318,534            | 549,745            | (29,869)            | (207,619)           |
| Transfers Out                          | 0                  | 0                  | 0                  | 0                   | 0                   |
| Transfers In                           | 15,238             | 0                  |                    |                     |                     |
| Net Income/(Loss)                      | 184,223            | 318,534            | 549,745            | (29,869)            | (207,619)           |
| Beginning Retained Earnings            | 1,776,487          | 1,960,710          | 2,279,244          |                     |                     |
| Contributed Capital                    | 0                  | 0                  | 0                  |                     |                     |
| Ending Retained Earnings               | 1,960,710          | 2,279,244          | 2,828,989          |                     |                     |
| Current Assets                         | 3,595,683          | 3,847,963          | 4,538,214          |                     |                     |
| Current Liabilities                    | 410,025            | 150,027            | 163,883            |                     |                     |
| Working Capital                        | 3,185,658          | 3,697,936          | 4,374,331          |                     |                     |
| Beginning Working Capital              |                    |                    |                    | 65,399              | 225,501             |
| add: Depreciation                      |                    |                    |                    | 12,044              | 47,178              |
| Loan Proceeds                          |                    |                    |                    |                     |                     |
| Contributed Capital                    |                    |                    |                    |                     |                     |
| less: Principal Payments               |                    |                    |                    | 0                   | 0                   |
| Acquisition of Fixed Assets            |                    |                    |                    | 0                   | 0                   |
| Less Reserves                          |                    |                    |                    | 47,574              | 65,060              |
| Ending Working Capital                 | \$3,185,658        | \$3,697,936        | \$4,374,331        | \$0                 | \$0                 |
| <b>MEMORANDUM ONLY</b>                 |                    |                    |                    |                     |                     |
| Capital Purchases                      | \$1,066            | \$6,409            | \$0                | \$0                 | \$0                 |
| Principal Payments                     |                    |                    |                    |                     |                     |

**OPERATIONS AND WORKING CAPITAL SUMMARY**  
**FISCAL YEAR 2020-2021**  
**FUND 408 - EMS FUND**

|  | Actual<br>FY 16-17 | Actual<br>FY 17-18 | Actual<br>FY 18-19 | Adopted<br>FY 19-20 | Adopted<br>FY 20-21 |
|--|--------------------|--------------------|--------------------|---------------------|---------------------|
| <b>OPERATING REVENUES</b>              |                    |                    |                    |                     |                     |
| Charges for Services                   | \$10,814,341       | \$12,681,681       | \$11,603,020       | \$18,294,517        | \$19,570,000        |
| Miscellaneous Revenue                  | 151,990            | 110,005            | 270,801            | 95,003              | 125,000             |
| Total Operating Revenue                | 10,966,331         | 12,791,686         | 11,873,821         | 18,389,520          | 19,695,000          |
| <b>OPERATING EXPENSES</b>              |                    |                    |                    |                     |                     |
| Personal Costs                         | 9,546,876          | 10,884,683         | 12,291,547         | 10,890,490          | 11,108,501          |
| Operating Costs                        | 2,819,667          | 3,152,801          | 2,777,231          | 9,397,685           | 9,753,862           |
| Depreciation                           | 1,248,948          | 1,190,376          | 1,145,246          | 1,200,000           | 1,200,000           |
| Total Operating Expenses               | 13,615,492         | 15,227,859         | 16,214,023         | 21,488,175          | 22,062,363          |
| Net Operating Income                   | (2,649,161)        | (2,436,173)        | (4,340,202)        | (3,098,655)         | (2,367,363)         |
| <b>NONOPERATING REVENUES/EXPENSES</b>  |                    |                    |                    |                     |                     |
| Interest Income                        | 68,834             | 39,562             | 68,442             | 0                   | 0                   |
| Gain/(Loss) on Investments             |                    |                    |                    |                     |                     |
| Interest Expense                       |                    |                    |                    |                     |                     |
| Miscellaneous                          | 0                  | 8,845              | 207,969            | 0                   | 0                   |
| Gain/(Loss) on Sale of Property        | (548)              | (112,740)          | 1,400              | 0                   | 0                   |
| Total Non-Operating Revenue/(Expenses) | 68,286             | (64,334)           | 277,811            | 0                   | 0                   |
| Net Income/(Loss) before Transfers     | (2,580,875)        | (2,500,507)        | (4,062,390)        | (3,098,655)         | (2,367,363)         |
| Transfers Out                          | (333,510)          | (3,596,251)        | (1,793,753)        | (2,751,345)         | (1,003,868)         |
| Transfers In                           | 26,276             | 0                  |                    |                     |                     |
| Net Income/(Loss)                      | (2,888,109)        | (6,096,758)        | (5,856,143)        | (5,850,000)         | (3,371,231)         |
| Beginning Retained Earnings            | 11,179,343         | 8,291,234          | 2,203,321          |                     |                     |
| Contributed Capital                    | 0                  | 8,845              | 153,849            |                     |                     |
| Ending Retained Earnings               | 8,291,234          | 2,203,321          | (3,498,973)        |                     |                     |
| Current Assets                         | 17,197,041         | 19,205,884         | 15,006,894         |                     |                     |
| Current Liabilities                    | 628,304            | 2,955,065          | 1,842,704          |                     |                     |
| Working Capital                        | 16,568,737         | 16,250,819         | 13,164,191         |                     |                     |
| Beginning Working Capital              |                    |                    |                    | 4,950,000           | 2,367,151           |
| add: Depreciation                      |                    |                    |                    | 1,200,000           | 1,200,000           |
| Loan Proceeds                          |                    |                    |                    |                     |                     |
| Contributed Capital                    |                    |                    |                    |                     |                     |
| less: Principal Payments               |                    |                    |                    | 0                   | 0                   |
| Acquisition of Fixed Assets            |                    |                    |                    | 0                   | 183,432             |
| Less Reserves                          |                    |                    |                    | 300,000             | 12,488              |
| Ending Working Capital                 | \$16,568,737       | \$16,250,819       | \$13,164,191       | \$0                 | \$0                 |
| <b>MEMORANDUM ONLY</b>                 |                    |                    |                    |                     |                     |
| Capital Purchases                      | \$1,654,798        | \$376,617          | \$320,519          | \$0                 | \$183,432           |
| Principal Payments                     |                    |                    |                    |                     |                     |

**OPERATIONS AND WORKING CAPITAL SUMMARY**  
**FISCAL YEAR 2020-2021**  
**FUND 409 - CIVIC CENTER FUND**

|  | Actual<br>FY 16-17 | Actual<br>FY 17-18 | Actual<br>FY 18-19 | Adopted<br>FY 19-20 | Adopted<br>FY 20-21 |
|--|--------------------|--------------------|--------------------|---------------------|---------------------|
| <b>OPERATING REVENUES</b>              |                    |                    |                    |                     |                     |
| Charges for Services                   | \$4,564,425        | \$5,100,675        | \$5,489,189        | \$5,559,818         | \$5,924,104         |
| Miscellaneous Revenue                  | 8,585              | 13,137             | 25,115             | 10,000              | 10,000              |
| Total Operating Revenue                | 4,573,010          | 5,113,811          | 5,514,304          | 5,569,818           | 5,934,104           |
| <b>OPERATING EXPENSES</b>              |                    |                    |                    |                     |                     |
| Personal Costs                         | 0                  | 0                  | 0                  | 0                   | 0                   |
| Operating Costs                        | 6,217,727          | 6,375,890          | 6,804,626          | 6,899,498           | 7,234,104           |
| Depreciation                           | 788,411            | 777,701            | 757,591            | 1,310,000           | 1,310,000           |
| Total Operating Expenses               | 7,006,138          | 7,153,591          | 7,562,217          | 8,209,498           | 8,544,104           |
| Net Operating Income                   | (2,433,128)        | (2,039,780)        | (2,047,913)        | (2,639,680)         | (2,610,000)         |
| <b>NONOPERATING REVENUES/EXPENSES</b>  |                    |                    |                    |                     |                     |
| Interest Income                        | 1,349              | 1,446              | 11,101             | 0                   | 0                   |
| Gain/(Loss) on Investments             |                    |                    |                    |                     |                     |
| Interest Expense                       | 0                  | 0                  | 0                  | 0                   | 0                   |
| Miscellaneous                          | 154,650            | 115,644            | 97,294             |                     |                     |
| Gain/(Loss) on Sale of Property        | 0                  | 0                  | 0                  | 0                   | 0                   |
| Total Non-Operating Revenue/(Expenses) | 156,000            | 117,090            | 108,395            | 0                   | 0                   |
| Net Income/(Loss) before Transfers     | (2,277,128)        | (1,922,690)        | (1,939,518)        | (2,639,680)         | (2,610,000)         |
| Transfers Out                          | 0                  | 0                  | 0                  | 0                   | 0                   |
| Transfers In                           | 1,300,000          | 1,300,000          | 1,700,000          | 1,500,000           | 1,500,000           |
| Net Income/(Loss)                      | (977,128)          | (622,690)          | (239,518)          | (1,139,680)         | (1,110,000)         |
| Beginning Retained Earnings            | (8,693,320)        | (9,515,799)        | (10,057,273)       |                     |                     |
| Contributed Capital                    | 154,650            | 81,215             | 97,294             |                     |                     |
| Ending Retained Earnings               | (9,515,799)        | (10,057,273)       | (10,199,496)       |                     |                     |
| Current Assets                         | 2,201,368          | 2,508,923          | 3,649,457          |                     |                     |
| Current Liabilities                    | 1,379,763          | 2,364,407          | 3,054,483          |                     |                     |
| Working Capital                        | 821,605            | 144,515            | 594,974            |                     |                     |
| Beginning Working Capital              |                    |                    |                    | 0                   | 0                   |
| add: Depreciation                      |                    |                    |                    | 1,310,000           | 1,310,000           |
| Loan Proceeds                          |                    |                    |                    |                     |                     |
| Contributed Capital                    |                    |                    |                    | 29,680              | 0                   |
| less: Principal Payments               |                    |                    |                    | 0                   | 0                   |
| Acquisition of Fixed Assets            |                    |                    |                    | 200,000             | 200,000             |
| Less Reserves                          |                    |                    |                    | 0                   | 0                   |
| Ending Working Capital                 | \$821,605          | \$144,515          | \$594,974          | \$0                 | \$0                 |
| <b>MEMORANDUM ONLY</b>                 |                    |                    |                    |                     |                     |
| Capital Purchases                      | \$0                | \$0                | \$0                | \$200,000           | \$200,000           |
| Principal Payments                     | \$0                | \$0                | \$0                | \$0                 | \$0                 |

**OPERATIONS AND WORKING CAPITAL SUMMARY**  
**FISCAL YEAR 2020-2021**  
**FUND 501\* - SELF-INSURANCE FUND**

|  | Actual<br>FY 16-17 | Actual<br>FY 17-18 | Actual<br>FY 18-19 | Adopted<br>FY 19-20 | Adopted<br>FY 20-21 |
|--|--------------------|--------------------|--------------------|---------------------|---------------------|
| <b>OPERATING REVENUES</b>              |                    |                    |                    |                     |                     |
| Charges for Services**                 | \$31,370,828       | \$36,458,315       | \$37,407,632       | \$41,650,126        | \$43,088,873        |
| Miscellaneous Revenue                  | 0                  | 0                  | 0                  | 0                   | 0                   |
| Total Operating Revenue                | 31,370,828         | 36,458,315         | 37,407,632         | 41,650,126          | 43,088,873          |
| <b>OPERATING EXPENSES</b>              |                    |                    |                    |                     |                     |
| Personal Costs                         | 1,206,635          | 1,209,081          | 1,218,706          | 1,226,486           | 1,288,507           |
| Operating Costs                        | 39,305,004         | 35,008,730         | 36,991,098         | 40,498,640          | 42,095,006          |
| Depreciation                           | 70,302             | 67,752             | 69,836             | 67,752              | 69,836              |
| Total Operating Expenses               | 40,581,942         | 36,285,563         | 38,279,640         | 41,792,878          | 43,453,349          |
| Net Operating Income                   | (9,211,113)        | 172,752            | (872,008)          | (142,752)           | (364,476)           |
| <b>NONOPERATING REVENUES/EXPENSES</b>  |                    |                    |                    |                     |                     |
| Interest Income                        | 76,787             | 84,220             | 441,578            | 85,000              | 16,783              |
| Gain/(Loss) on Investments             |                    |                    |                    |                     |                     |
| Interest Expense                       |                    |                    |                    |                     |                     |
| Miscellaneous                          | 597,951            | 788,247            | 321,795            | 0                   | 0                   |
| Gain/(Loss) on Sale of Property        |                    |                    |                    |                     |                     |
| Total Non-Operating Revenue/(Expenses) | 674,739            | 872,467            | 763,373            | 85,000              | 16,783              |
| Net Income/(Loss) before Transfers     | (8,536,375)        | 1,045,219          | (108,635)          | (57,752)            | (347,693)           |
| Transfers Out                          | (1,586,441)        | 0                  |                    |                     |                     |
| Transfers In                           | 2,425,000          | 0                  |                    |                     |                     |
| Net Income/(Loss)                      | (7,697,816)        | 1,045,219          | (108,635)          | (57,752)            | (347,693)           |
| Beginning Retained Earnings            | 12,767,316         | 5,069,500          | 6,114,720          |                     |                     |
| Capital Contributions                  | 0                  | 0                  | 1                  |                     |                     |
| Ending Retained Earnings               | 5,069,500          | 6,114,720          | 6,006,086          |                     |                     |
| Current Assets                         | 16,074,205         | 17,389,987         | 19,441,929         |                     |                     |
| Current Liabilities                    | 5,362,855          | 5,822,607          | 8,078,617          |                     |                     |
| Working Capital                        | 10,711,350         | 11,567,380         | 11,363,312         |                     |                     |
| Beginning Working Capital              |                    |                    |                    | 0                   | 277,857             |
| add: Depreciation                      |                    |                    |                    | 67,752              | 69,836              |
| Loan Proceeds                          |                    |                    |                    |                     |                     |
| Contributed Capital                    |                    |                    |                    | 0                   | 0                   |
| less: Principal Payments               |                    |                    |                    | 0                   | 0                   |
| Acquisition of Fixed Assets            |                    |                    |                    | 0                   | 0                   |
| Less Reserves                          |                    |                    |                    | 10,000              | 0                   |
| Ending Working Capital                 | \$10,711,350       | \$11,567,380       | \$11,363,312       | \$0                 | \$0                 |
| <b>MEMORANDUM ONLY</b>                 |                    |                    |                    |                     |                     |
| Capital Purchases                      | \$9,500            | \$9,160            | \$23,811           | \$0                 | \$0                 |

## Description of County Debt

Escambia County has no outstanding General Obligation Debt pledged against its Ad Valorem Taxes. All outstanding bond issues are pledged against specific non-ad valorem revenues restricted to the repayment of debt service for specific bond issues. There is no locally or state imposed limit on the issuance of debt by the Board of County Commissioners pledged against non-ad valorem revenues.

Debt Service Funds are used to account for and report financial resources that are restricted, committed, or assigned to expenditure for principal and interest. Debt Service funds are also used to report resources of legally mandated and financial resources that are being accumulated for principal and interest maturing in the future. The County has the following Debt in the Debt Service Fund:

The **Sales Tax Refunding Revenue Note, Series 2012** in the aggregate amount of \$48,040,000 was issued on August 1, 2012. The Note has a fixed interest rate of 2.820% and a maturity date of October 1, 2032. The proceeds of the 2012 Note refunded on a current basis the balance of the Sales Tax Revenue Refunding Bonds Series 2002. The Bond is secured by certain pledged revenues consisting primarily of amounts received by the County as proceeds of the local Government Half-Cent Sales Tax.

The **Capital Improvement Revenue Note, Series 2014** in the amount of \$8,500,000 was issued on September 30, 2014. The Note has a fixed interest rate of 1.390% and a maturity date of October 1, 2021. The proceeds of this note, in addition to matching funds approved by the State of Florida, were used to re-nourish 8.2 miles of Pensacola Beach located on Santa Rosa Island. The Note is secured by a covenant to budget and appropriate from legally available Non-Ad Valorem revenues.

The **Sales Tax Revenue Bond, Series 2017** for a par amount of \$78,060,000 and a net premium of \$10,682,424 was issued on June 22, 2017. The bonds have coupon rates ranging from 2% to 5%, with the yield ranging from .93% to 3.69% and a maturity date of October 1, 2047. The proceeds of this bond are reported in the 2017 Capital Projects fund and are being used for the construction of the new Jail Facility. The bond is secured by certain pledged revenues consisting of amounts received by the County as proceeds of the Local Government Half-Cent Sales Tax. As of September 30, 2019.

The **Capital Improvement Refunding Revenue Bond, Series 2018** for a par amount of \$41,545,000 and a net premium of \$5,318,882 was issued on November 28, 2018. The bonds have an average coupon rate 5%, with a true interest cost of 2.978988% and a maturity date of October 1, 2031. The Bonds are secured by a covenant to budget and appropriate from legally available Non-Ad Valorem revenues, and will use the same source of pledged revenue as the refunded issues. The proceeds of this bond are reported in the debt service fund and used to current refund the following three issues:

- The Sales Tax Refunding Revenue Bond, Series 2011 which was issued in the aggregate amount of \$29,535,000 on October 21, 2011. The proceeds of this bond were used to advance refund a portion of the Sales Tax Revenue Refunding Bonds Series 2002. The 2002 series had refunded the 1993 series. The Bond was secured by certain pledged revenues consisting primarily of amounts received by the County as proceeds of the Local Government Half-Cent Sales Tax.
- The Capital Improvement Refunding Revenue Bond, Series 2011 which was issued in the aggregate amount of \$19,345,000 on December 9, 2011. The proceeds of this 2011 Bond were used to advance refund all of the outstanding Capital Improvement Revenue Bonds Series 2002. The Bond was secured by a covenant to budget and appropriate from available Non-Ad Valorem revenues.
- The Capital Improvement Revenue Note, Series 2013 which was issued in the aggregate amount of \$12,000,000 on November 14, 2013. The proceeds of this note reimbursed the LOST fund for acquisition and construction of certain transportation and drainage related capital improvements of the County. The Note was secured by a covenant to budget and appropriate from legally available Non-Ad Valorem revenues.

## DEBT SERVICE AND BOND REDEMPTION

### PROGRAM SUMMARY

| Bond Issue  | Amount Issued        | FY 18/19<br>Balance  | FY 20/21 Principal<br>Payments | FY 20/21<br>Ending<br>Balance |
|---|----------------------|----------------------|--------------------------------|-------------------------------|
| Sales Tax Refunding<br>Revenue Note, Series<br>2012           | 48,040,000           | 34,850,000           | \$2,165,000                    | \$30,580,000                  |
| Capital Improvement<br>Revenue Note, Series<br>2014           | \$8,500,000          | \$2,515,000          | \$1,265,000                    | \$0                           |
| Capital Improvement<br>Refunding Revenue<br>Bond, Series 2018 | \$41,545,000         | \$32,515,000         | \$2,860,000                    | \$33,235,000                  |
| Sales Tax Revenue<br>Bonds, Series 2017                       | \$78,060,000         | \$77,050,000         | \$545,000                      | \$75,980,000                  |
| <b>Total</b>  | <b>\$176,145,000</b> | <b>\$153,255,000</b> | <b>\$6,835,000</b>             | <b>\$139,795,000</b>          |

### DEBT RATIOS

| Direct Debt | FY 16/17    | FY 17/18    | FY 18/19    | FY 19/20    | FY20/21     |
|-------------|-------------|-------------|-------------|-------------|-------------|
| Direct Debt | 174,053,000 | 186,029,000 | 153,255,000 | 146,200,000 | 139,795,000 |
| Population  | 315,512     | 315,534     | 315,534*    | 315,534*    | 315,534*    |
| Per Capita  | 551         | 589         | 485         | 463         | 443         |

\*Note: Population was not available at time of Adoption, the most recent population available was used in this calculation.



## ESCAMBIA COUNTY, FLORIDA, SALES TAX REFUNDING REVENUE NOTE, SERIES 2012

**PURPOSE:** in the aggregate amount of \$48,040,000 was issued on August 1, 2012. The Note has a fixed interest rate of 2.820% and a maturity date of October 1, 2032. The proceeds of the 2012 Note refunded on a current basis the balance of the Sales Tax Revenue Refunding Bonds Series 2002. The Bond is secured by certain pledged revenues consisting primarily of amounts received by the County as proceeds of the local Government Half-Cent Sales Tax.

**SECURITY:** The issuer shall in each fiscal year maintain an amount of Non-Ad valorem revenue less the allocable portion of cost of essential services for each fiscal year that equals or exceeded 1.2 times the maximum annual debt service on all outstanding debt and furnish a Compliance Certificate to the Holder of the 2012 Note establishing compliance

**DEBT COVERAGE:** Half-Cent Sales Tax revenue from the State.

### RATINGS:

Moody's – Aa3  
Standard & Poor's – AA  
Insurer – None

### DEBT SERVICE SCHEDULE (as of 9-30-2020)

| Year      | Interest Due | Principal Due | Remaining Principal |
|-----------|--------------|---------------|---------------------|
| 10/1/2020 | 999,150      | 2,105,000     | 32,745,000          |
| 10/1/2021 | 936,234      | 2,165,000     | 30,580,000          |
| 10/1/2022 | 874,333      | 2,230,000     | 28,350,000          |
| 10/1/2023 | 810,574      | 2,290,000     | 26,060,000          |
| 10/1/2024 | 747,140      | 2,355,000     | 23,705,000          |
| 10/1/2025 | 677,765      | 2,425,000     | 21,280,000          |
| 10/1/2026 | 608,431      | 2,490,000     | 18,790,000          |
| 10/1/2027 | 537,237      | 2,560,000     | 16,230,000          |
| 10/1/2028 | 465,314      | 2,635,000     | 13,595,000          |
| 10/1/2029 | 388,704      | 2,710,000     | 10,885,000          |
| 10/1/2030 | 311,220      | 2,790,000     | 8,095,000           |
| 10/1/2031 | 231,450      | 2,870,000     | 5,225,000           |
| 10/1/2032 | 149,801      | 5,225,000     | -                   |

**ESCAMBIA COUNTY, FLORIDA, CAPITAL IMPROVEMENT REVENUE NOTE, SERIES 2014**

**PURPOSE:** The amount of \$8,500,000 was issued on September 30, 2014. The Note has a fixed interest rate of 1.390% and a maturity date of October 1, 2021. The proceeds of this note, in addition to matching funds approved by the State of Florida, were used to re-nourish 8.2 miles of Pensacola Beach located on Santa Rosa Island.

**SECURITY:** The Note is secured by a covenant to budget and appropriate from legally available Non-Ad Valorem revenues. Revenues are received per an interlocal agreement between Escambia County Florida and the Santa Rosa Island Authority.

**DEBT COVERAGE:** The issuer shall in each fiscal year maintain an amount of Non-Ad valorem revenue less the allocable portion of cost of essential services for each fiscal year that equals or exceeded 1.2 times the maximum annual debt service on all outstanding debt and furnish a **Compliance Certificate** to the Holder of the 2014 Note establishing compliance.

**RATINGS:**  
Moody's – Aa3  
Standard & Poor's – AA  
Insurer – None

**DEBT SERVICE SCHEDULE  
(as of 9-30-2020)**

| <b>Year</b> | <b>Interest<br/>Due</b> | <b>Principal<br/>Due</b> | <b>Remaining<br/>Principal</b> |
|-------------|-------------------------|--------------------------|--------------------------------|
| 10/01/20    | 34,959                  | 1,250,000                | 1,265,000                      |
| 10/01/21    | 17,584                  | 1,265,000                | -                              |

**ESCAMBIA COUNTY, FLORIDA, CAPITAL IMPROVEMENT REFUNDING REVENUE BONDS,  
SERIES 2018, \$41,545,000**

**PURPOSE:** The proceeds of this bond were used to current refund the following three issues, due to the change in the corporate interest rate. The bond was issued for a par amount of \$41,545,000 and, a net premium of \$5,318,882 on November 28, 2018. The bonds have an average coupon rate 5%, with a true interest cost of 2.978988% and a maturity date of October 1, 2031.

**SECURITY:** The Bonds are secured by a covenant to budget and appropriate from legally available Non-Ad Valorem revenues, and will use the same source of pledged revenue as the refunded issues:

- **Capital Improvement Revenue Note, Series 2013: Pledged Revenues:** Non-Ad Valorem Revenues budgeted, appropriated and deposited in the Debt Service Fund, and any other moneys deposited in the Debt Service fund. Revenues are received per interlocal agreement.
- **Capital Improvement Refunding Revenue Bond, Series 2011 Pledged Revenues:** Non-Ad Valorem Revenues budgeted, appropriated and deposited in the Debt Service Fund. Available Non-Ad Valorem Revenues, continues to use Net Toll Revenues and Lease Revenues.
- **Sales Tax Refunding Revenue Bond, Series 2011 Pledged Revenues:** Half Cent Sales Tax

**DEBT COVERAGE:** The total amount of Non-Ad Valorem Revenues received in the immediately preceding Fiscal Year less the Allocable Portion of the Cost of Essential Services for the prior Fiscal Year are at least 1.20 times the Maximum Annual Debt Service requirement on all Debt of the Issuer secured in any part by a lien upon or covenant to budget and appropriate from Non-Ad Valorem Revenue.

**RATINGS:**

Moody's – Aa3  
Standard & Poor's – AA  
Insurer – None

**DEBT SERVICE SCHEDULE  
(as of 9-30-2020)**

| <b>Year</b> | <b>Interest Due</b> | <b>Principal Due</b> | <b>Remaining Principal</b> |
|-------------|---------------------|----------------------|----------------------------|
| 10/1/20     | 1,942,000           | 2,745,000            | 36,095,000                 |
| 10/1/21     | 1,804,750           | 2,860,000            | 33,235,000                 |
| 10/1/22     | 1,661,750           | 2,980,000            | 30,255,000                 |
| 10/1/23     | 1,512,750           | 3,110,000            | 27,145,000                 |
| 10/1/24     | 1,357,250           | 3,240,000            | 23,905,000                 |
| 10/1/25     | 1,195,250           | 3,370,000            | 20,535,000                 |
| 10/1/26     | 1,026,750           | 3,525,000            | 17,010,000                 |
| 10/1/27     | 850,500             | 3,680,000            | 13,330,000                 |
| 10/1/28     | 666,500             | 3,830,000            | 9,500,000                  |
| 10/1/29     | 475,000             | 3,035,000            | 6,465,000                  |
| 10/1/30     | 323,250             | 3,165,000            | 3,300,000                  |
| 10/1/31     | 165,000             | 3,300,000            | -                          |

**ESCAMBIA COUNTY, FLORIDA, SALES TAX REVENUE BONDS, SERIES 2017, \$78,060,000**

**PURPOSE:** To provide funds to 1) finance the development and construction of a new County Jail Facility and other improvements and, 2) finance the cost of associated with the issuance of the Series 2017 Bonds and, 3) pay a portion of the costs of issuance of the 2017 bonds, including the costs of financial guaranty insurance and a reserve account insurance policy.

**SECURITY:** The Bonds are limited and special obligations of the County payable solely from receipts received from the proceeds of the local government half-cent sales tax as defined and described in and distributed to the County by the State, under Part VI, Chapter 218, Florida Statutes.

**DEBT COVERAGE:** The debt coverage test using the Local Government Half-Cent Sales Tax Revenues for Additional Parity Bonds equals 1.35 times the Maximum Bond Service Requirement for all debt.

**RATINGS:**

Moody's – Aa3  
Standard & Poor's – AA  
Insurer – None

**DEBT SERVICE SCHEDULE  
(as of 9-30-2020)**

| <b>Year</b> | <b>Interest<br/>Due</b> | <b>Principal<br/>Due</b> | <b>Remaining<br/>Principal</b> |
|-------------|-------------------------|--------------------------|--------------------------------|
| 10/01/20    | 3,671,700               | 525,000                  | 76,525,000                     |
| 10/01/21    | 3,650,700               | 545,000                  | 75,980,000                     |
| 10/01/22    | 3,623,450               | 575,000                  | 75,405,000                     |
| 10/01/23    | 3,594,700               | 605,000                  | 74,800,000                     |
| 10/01/24    | 3,564,450               | 635,000                  | 74,165,000                     |
| 10/01/25    | 3,532,700               | 665,000                  | 73,500,000                     |
| 10/01/26    | 3,499,450               | 700,000                  | 72,800,000                     |
| 10/01/27    | 3,464,450               | 735,000                  | 72,065,000                     |
| 10/01/28    | 3,427,700               | 770,000                  | 71,295,000                     |
| 10/01/29    | 3,389,200               | 810,000                  | 70,485,000                     |
| 10/01/30    | 3,348,700               | 850,000                  | 69,635,000                     |
| 10/01/31    | 3,306,200               | 890,000                  | 68,745,000                     |
| 10/01/32    | 3,261,700               | 935,000                  | 67,810,000                     |
| 10/01/33    | 3,214,950               | 3,180,000                | 64,630,000                     |
| 10/01/34    | 3,055,950               | 3,340,000                | 61,290,000                     |

**ESCAMBIA COUNTY, FLORIDA, SALES TAX REVENUE BONDS, SERIES 2017, \$78,060,000  
(Continued)**

**DEBT SERVICE SCHEDULE  
(as of 9-30-2020)**

| <b>Year</b> | <b>Interest<br/>Due</b> | <b>Principal<br/>Due</b> | <b>Remaining<br/>Principal</b> |
|-------------|-------------------------|--------------------------|--------------------------------|
| 10/01/35    | 2,888,950               | 3,510,000                | 57,780,000                     |
| 10/01/36    | 2,713,450               | 3,685,000                | 54,095,000                     |
| 10/01/37    | 2,529,200               | 3,870,000                | 50,225,000                     |
| 10/01/38    | 2,335,700               | 4,060,000                | 46,165,000                     |
| 10/01/39    | 2,173,300               | 4,225,000                | 41,940,000                     |
| 10/01/40    | 2,004,300               | 4,390,000                | 37,550,000                     |
| 10/01/41    | 1,784,800               | 4,610,000                | 32,940,000                     |
| 10/01/42    | 1,554,300               | 4,845,000                | 28,095,000                     |
| 10/01/43    | 1,312,050               | 5,085,000                | 23,010,000                     |
| 10/01/44    | 1,057,800               | 5,340,000                | 17,670,000                     |
| 10/01/45    | 790,800                 | 5,605,000                | 12,065,000                     |
| 10/01/46    | 510,550                 | 5,885,000                | 6,180,000                      |
| 10/01/47    | 216,300                 | 6,180,000                | -                              |

## PURPOSE OF THE CAPITAL IMPROVEMENT PROGRAM

The Capital Improvements Program (CIP) provides a planned and programmed approach to utilizing the County's financial resources in the most responsive and efficient manner to meet its service and facility needs. The CIP serves as a "blueprint" for the future of the community. It is a dynamic tool, not a static accounting document. Development of the CIP requires the integration of financial, engineering, and planning functions. The CIP is developed to achieve the following results:

- Consolidating and coordinating all department requests with the goal of reducing unnecessary delays and coordinating the individual improvement programs of the departments;
- Establishing a system of procedures and priorities by which each proposal can be evaluated in terms of public need, the comprehensive planning of the area, the inter-relationship of projects, and cost requirements;
- Scheduling capital projects over an extended period so that the most efficient financial plan for the CIP can be achieved;
- Relating needed projects to existing and projected fiscal capacity; and
- Providing that public facilities and services meet or exceed the standards established in the Capital Improvements Element (CIE) required by Florida Statutes 163.3177 and are available when needed for development, or that development orders and permits are conditioned on the availability of these public facilities and services necessary to serve the proposed development. Not later than one year after its due date established by the state land planning agency's rule for submission of local comprehensive plans pursuant to F.S. 163.3167(2)k a local government shall not issue a development order or permit which results in a reduction in the level of service for the affected public facilities below the level of services provided in the comprehensive plan of the local government.

Capital Expenditures Defined: Expenditures which result in the acquisition of, or addition to, general fixed assets, with a value of more than one thousand dollars, and a useful life of more than one year. Additionally, capital purchases of major equipment items which are not permanently attached to a public facility. This would include the replacement or addition of major motorized and other equipment.

The CIP establishes the proper interface with the Capital Improvements Element as required by the County's Comprehensive Plan, adopted on October 20, 1993, which states:

The County shall formalize a process for the update and refinement of multi-year projections of fiscal resources such that a financially feasible schedule of capital improvements is maintained.

Adoption of annual budgets included a specific capital budget which implemented adequate funding sources and which was consistent with the CIE.

The CIP shall embody and be consistent with the following:

- The maintenance of existing infrastructure, including renewal/replacement of worn-out facilities, shall be specifically projected and funding identified;
- Debt obligations shall be specifically identified and projected to ensure compliance with debt covenants, including coverage requirements;

- A debt management strategy and set of criteria which shall be based upon debt management principals;
- Maintenance of levels of budgeted and undesignated reserves adequate to serve sound public fiscal management purposes; and
- Equity of the uses of a revenue source relative to the populace generating the revenue.

Impact of the Capital Program on the Operating Budget:

- In approving the capital program each year, the Board of County Commissioners considers a detailed analysis of the projected impacts of the program on future operating budgets. These include, but are not limited to, the direct impacts of capital financing and increased operating expenses and staff requirements. In many instances, operating impacts are negligible and difficult to compute. For example paving dirt roads eliminates the need for continual grading but creates a need for periodic right-of-way maintenance. As more projects are added to the Capital Improvement Plan, staff members are striving to quantify better estimates for future operating expenses to insure all funds remain structurally balanced.

The presentation that follows includes the Capital Improvement Plan and the Capital Budget. The Capital Improvement Plan contains funding for those projects with a value of \$25,000 and above. The Capital Budget contains the plan for the purchase of all capital items with a value of \$5,000 and above. The difference, therefore, between the aggregate funding in the Capital Budget and the funding in the CIP represents those capital outlays with a value between \$5,000 and \$25,000.



Escambia County Government  
Office of Management & Budget  
Adopted Capital Project Request FY20/21  
& Five Year Operating Costs  
(Routine)

| Description  | Adopted<br>Total<br>2020/21 | Five-Year Operating Projection |              |              |              |              |
|--|-----------------------------|--------------------------------|--------------|--------------|--------------|--------------|
|  |                             | 2021/22                        | 2022/23      | 2023/24      | 2024/25      | 2025/26      |
| <b>Fund: GENERAL FUND</b>  |                             |                                |              |              |              |              |
| <b>Mosquito Control</b>  |                             |                                |              |              |              |              |
| 001 Replacement GIS Software   | 13,650                      | 0                              | 0            | 0            | 0            | 0            |
| <b>County Administration</b>   |                             |                                |              |              |              |              |
| 001 Replacement Agenda Quick Software                                  | 50,000                      | 0                              | 0            | 0            | 0            | 0            |
| <b>Communications</b>  |                             |                                |              |              |              |              |
| 001 Computer Aided Dispatch Servers and Workstations                   | 55,000                      | 0                              | 0            | 0            | 0            | 0            |
| <b>Information Resources - Telecommunications</b>                      |                             |                                |              |              |              |              |
| 001 Replace F5 Local Traffic Managers                                  | 90,000                      | 0                              | 0            | 0            | 0            | 0            |
| 001 Aruba Wirelss Controller and WAPs                                  | 170,000                     | 0                              | 0            | 0            | 0            | 0            |
| 001 Part 2 of VOIP Project   | 700,000                     | 7,000                          | 7,000        | 7,500        | 7,500        | 7,500        |
| <b>Total General Fund</b>  | <b>1,078,650</b>            | <b>7,000</b>                   | <b>7,000</b> | <b>7,500</b> | <b>7,500</b> | <b>7,500</b> |
| <b>Fund: CODE ENFORCEMENT FUND</b>                                     |                             |                                |              |              |              |              |
| <b>Environmental Code Enforcement</b>                                  |                             |                                |              |              |              |              |
| 103 5 - Replacement Vehicles   | 132,335                     | 6,000                          | 6,000        | 6,000        | 6,500        | 6,500        |
| <b>Total Code Enforcement Fund</b>                                     | <b>132,335</b>              | <b>6,000</b>                   | <b>6,000</b> | <b>6,000</b> | <b>6,500</b> | <b>6,500</b> |
| <b>Fund: TOURIST PROMOTION FUND</b>                                    |                             |                                |              |              |              |              |
| <b>4th Cent-Marine Recreation</b>                                      |                             |                                |              |              |              |              |
| 108 4x4 Pickup Truck   | 27,000                      | 500                            | 500          | 750          | 750          | 750          |
| 108 Bob Sikes Bridge Construction, Engineering and Inspection Services | 250,000                     |                                |              |              |              |              |
| <b>Total Tourist Promotion Fund</b>                                    | <b>277,000</b>              | <b>500</b>                     | <b>500</b>   | <b>750</b>   | <b>750</b>   | <b>750</b>   |
| <b>Fund: OTHER GRANTS &amp; PROJECTS FUND</b>                          |                             |                                |              |              |              |              |
| <b>Vessel Registration Fees/ Florida Boating Improvement</b>           |                             |                                |              |              |              |              |
| 110 Perdido Bay Boat Ramp  | 33,878                      | 0                              | 0            | 0            | 0            | 0            |
| <b>Total Other Grants &amp; Projects Fund</b>                          | <b>33,878</b>               | <b>0</b>                       | <b>0</b>     | <b>0</b>     | <b>0</b>     | <b>0</b>     |
| <b>Fund: LIBRARY FUND</b>  |                             |                                |              |              |              |              |
| <b>Library Operations</b>  |                             |                                |              |              |              |              |
| 113 STEAM Technology Hardware  | 53,470                      | 400                            | 400          | 400          | 400          | 400          |
| 113 Books, Publications and Library Materials                          | 708,957                     | 0                              | 0            | 0            | 0            | 0            |
| <b>Total Library Fund</b>  | <b>762,427</b>              | <b>400</b>                     | <b>400</b>   | <b>400</b>   | <b>400</b>   | <b>400</b>   |
| <b>Fund: ARTICLE V FUND</b>  |                             |                                |              |              |              |              |
| <b>State Attorney - Escambia County (Circuit Criminal)</b>             |                             |                                |              |              |              |              |
| 115 Network Server and Copier  | 19,000                      | 150                            | 150          | 150          | 150          | 150          |
| <b>State Attorney - Santa Rosa Technology</b>                          |                             |                                |              |              |              |              |
| 115 Network Server and Copier  | 18,000                      | 150                            | 150          | 150          | 150          | 150          |
| <b>State Attorney - Okaloosa Technology</b>                            |                             |                                |              |              |              |              |
| 115 Network Server and Copier  | 18,000                      | 150                            | 150          | 150          | 150          | 150          |
| <b>State Attorney - Walton Technology</b>                              |                             |                                |              |              |              |              |
| 115 Network Server and Copier  | 18,000                      | 150                            | 150          | 150          | 150          | 150          |
| <b>Court Administration - Court Technology</b>                         |                             |                                |              |              |              |              |
| 115 Network Switches   | 40,000                      | 0                              | 0            | 0            | 0            | 0            |
| <b>Court Administration - Santa Rosa Technology</b>                    |                             |                                |              |              |              |              |
| 115 Network Switches   | 60,000                      | 0                              | 0            | 0            | 0            | 0            |
| <b>Total Article V Fund</b>  | <b>173,000</b>              | <b>600</b>                     | <b>600</b>   | <b>600</b>   | <b>600</b>   | <b>600</b>   |

Escambia County Government  
Office of Management & Budget  
Adopted Capital Project Request FY20/21  
& Five Year Operating Costs  
(Routine)

| Description   | Adopted          | Five-Year Operating Projection |          |          |          |          |
|---|------------------|--------------------------------|----------|----------|----------|----------|
|   | Total<br>2020/21 | 2021/22                        | 2022/23  | 2023/24  | 2024/25  | 2025/26  |
| <b>Fund: GULF COAST RESTORATION FUND</b>                            |                  |                                |          |          |          |          |
| <b>National Fish and Wildlife Bayou Chico</b>                       |                  |                                |          |          |          |          |
| Design/Engineering for Stream Enhancements, Habitat Restoration and |                  |                                |          |          |          |          |
| 118 Expansion of 4 acres along Jones Creek                          | 17,094           | 0                              | 0        | 0        | 0        | 0        |
| Design/Engineering for Stream Enhancements, Habitat Restoration and |                  |                                |          |          |          |          |
| 118 Expansion of 2 acres along Jackson Creek                        | 127,843          | 0                              | 0        | 0        | 0        | 0        |
| <b>Total Gulf Coast Restoration Fund</b>                            | <b>144,937</b>   | <b>0</b>                       | <b>0</b> | <b>0</b> | <b>0</b> | <b>0</b> |
| <b>Fund: AFFORDABLE HOUSING FUND</b>                                |                  |                                |          |          |          |          |
| <b>Escambia Affordable Housing</b>                                  |                  |                                |          |          |          |          |
| 124 Lee Street - Sidewalk & Sewer Project or other Sidewalk Project | 250,000          | 0                              | 0        | 0        | 0        | 0        |
| <b>Total Escambia Affordable Housing Fund</b>                       | <b>250,000</b>   | <b>0</b>                       | <b>0</b> | <b>0</b> | <b>0</b> | <b>0</b> |
| <b>Fund: CDBG ENTITLEMENT FUND</b>                                  |                  |                                |          |          |          |          |
| <b>Community Development Block Grant Programs</b>                   |                  |                                |          |          |          |          |
| 129 CRA Neighborhood Improvements                                   | 150,000          | 0                              | 0        | 0        | 0        | 0        |
| 129 Lee Street Sidewalk and Sewer Project                           | 533,020          | 0                              | 0        | 0        | 0        | 0        |
| 129 Sidewalks, Lighting, and Sewer Projects                         | 510,028          | 0                              | 0        | 0        | 0        | 0        |
| 129 Grant Software (split with SHIP Fund)                           | 3,500            | 0                              | 0        | 0        | 0        | 0        |
| <b>Total CDBG Entitlement Fund</b>                                  | <b>1,196,548</b> | <b>0</b>                       | <b>0</b> | <b>0</b> | <b>0</b> | <b>0</b> |
| <b>Fund: COMMUNITY REDEVELOPMENT FUND</b>                           |                  |                                |          |          |          |          |
| <b>Community Redevelopment Brownsville</b>                          |                  |                                |          |          |          |          |
| 151 Sidewalk and Sewer Projects                                     | 100,000          | 0                              | 0        | 0        | 0        | 0        |
| <b>Community Redevelopment Warrington</b>                           |                  |                                |          |          |          |          |
| 151 Gateway Entrance Signs  | 20,000           | 0                              | 0        | 0        | 0        | 0        |
| 151 Sidewalk and Sewer Projects                                     | 200,000          | 0                              | 0        | 0        | 0        | 0        |
| <b>Community Redevelopment Palafox</b>                              |                  |                                |          |          |          |          |
| 151 Acquisition of Land - Diego and Erress                          | 62,084           | 0                              | 0        | 0        | 0        | 0        |
| 151 Sidewalk Projects   | 115,000          | 0                              | 0        | 0        | 0        | 0        |
| <b>Community Redevelopment Barrancas</b>                            |                  |                                |          |          |          |          |
| 151 Neighborhood Enhancement Projects                               | 72,676           | 0                              | 0        | 0        | 0        | 0        |
| <b>Community Redevelopment Englewood</b>                            |                  |                                |          |          |          |          |
| 151 Gateway Entrance Signs  | 20,000           | 0                              | 0        | 0        | 0        | 0        |
| <b>Community Redevelopment Cantonment</b>                           |                  |                                |          |          |          |          |
| 151 Sidewalk Projects   | 15,000           | 0                              | 0        | 0        | 0        | 0        |
| <b>Community Redevelopment Ensley</b>                               |                  |                                |          |          |          |          |
| 151 Gateway Entrance Signs  | 20,000           | 0                              | 0        | 0        | 0        | 0        |
| 151 Beautification and Landscape Project                            | 118,261          | 0                              | 0        | 0        | 0        | 0        |
| <b>Community Redevelopment Atwood</b>                               |                  |                                |          |          |          |          |
| 151 Sidewalk Projects   | 25,000           | 0                              | 0        | 0        | 0        | 0        |
| <b>Total Community Redevelopment Fund</b>                           | <b>768,021</b>   | <b>0</b>                       | <b>0</b> | <b>0</b> | <b>0</b> | <b>0</b> |
| <b>Fund: BOB SIKES TOLL FUND</b>                                    |                  |                                |          |          |          |          |
| <b>Bob Skies Toll Operations and Maintenance</b>                    |                  |                                |          |          |          |          |
| 167 Design, Pensacola Beach Sign and Bridge Rehabilitation          | 2,526,589        | 0                              | 0        | 0        | 0        | 0        |
| <b>Total Bob Sikes Toll Fund</b>                                    | <b>2,526,589</b> | <b>0</b>                       | <b>0</b> | <b>0</b> | <b>0</b> | <b>0</b> |
| <b>Fund: DRAINAGE BASIN FUND</b>                                    |                  |                                |          |          |          |          |
| <b>Engineering</b>  |                  |                                |          |          |          |          |
| 181 Drainage Projects   | 97,828           | 0                              | 0        | 0        | 0        | 0        |
| <b>Total Drainage Basin Fund</b>                                    | <b>97,828</b>    | <b>0</b>                       | <b>0</b> | <b>0</b> | <b>0</b> | <b>0</b> |

Escambia County Government  
Office of Management & Budget  
Adopted Capital Project Request FY20/21  
& Five Year Operating Costs  
(Routine)

| Description  | Adopted<br>Total<br>2020/21 | Five-Year Operating Projection |               |               |               |               |
|--|-----------------------------|--------------------------------|---------------|---------------|---------------|---------------|
|  |                             | 2021/22                        | 2022/23       | 2023/24       | 2024/25       | 2025/26       |
| <b>Fund: SERIES 2017 PROJECT FUND</b>  |                             |                                |               |               |               |               |
| <b>County Jail Facility</b>  |                             |                                |               |               |               |               |
| 311 New Jail Facility  | 18,576,000                  | 0                              | 0             | 0             | 0             | 0             |
| <b>Total Series 2017 Project Fund</b>  | <b>18,576,000</b>           | <b>0</b>                       | <b>0</b>      | <b>0</b>      | <b>0</b>      | <b>0</b>      |
| <b>Fund: LOCAL OPTION SALES TAX III FUND</b>                                   |                             |                                |               |               |               |               |
| <b>Public Safety Capital Projects</b>  |                             |                                |               |               |               |               |
| 352 Ambulances   | 13,070                      | 300                            | 300           | 400           | 400           | 400           |
| 352 Portable Generator Replacement   | 45,834                      | 1,000                          | 1,000         | 2,000         | 2,000         | 2,000         |
| <b>Parks Capital Projects</b>  |                             |                                |               |               |               |               |
| 352 Parks Development & Maintenance  | 1,017,956                   | 0                              | 0             | 0             | 0             | 0             |
| <b>NESD Capital Projects</b>   |                             |                                |               |               |               |               |
| 352 Land Acquisition   | 67,489                      | 0                              | 0             | 0             | 0             | 0             |
| 352 Creek and Stream Restoration   | 164,159                     | 0                              | 0             | 0             | 0             | 0             |
| 352 Palafox Commerce Park Infrastructure                                       | 186,142                     | 0                              | 0             | 0             | 0             | 0             |
| 352 Perdido Paddle Trail   | 29,040                      | 0                              | 0             | 0             | 0             | 0             |
| 352 CRA CIP Projects   | 904,251                     | 0                              | 0             | 0             | 0             | 0             |
| 352 Pensacola Bay Living Shoreline   | 41,001                      | 0                              | 0             | 0             | 0             | 0             |
| 352 Maggie's Ditch Floodplain & Stormwater                                     | 15,797                      | 0                              | 0             | 0             | 0             | 0             |
| <b>Fire Services Capital Projects</b>  |                             |                                |               |               |               |               |
| 352 Fire Station in Beulah   | 1,246,026                   | 0                              | 0             | 0             | 0             | 0             |
| 352 Fire Training Facility   | 791,229                     | 0                              | 0             | 0             | 0             | 0             |
| 352 Vehicle/Apparatus Replacement  | 691,731                     | 15,000                         | 15,000        | 15,000        | 15,000        | 15,000        |
| <b>Public Facilities Capital Projects</b>                                      |                             |                                |               |               |               |               |
| 352 Board of County Commissioners Discretionary                                | 4,871,483                   | 0                              | 0             | 0             | 0             | 0             |
| <b>Transportation &amp; Drainage Capital Projects</b>                          |                             |                                |               |               |               |               |
| 352 Transportation & Drainage Projects   | 19,622,438                  | 0                              | 0             | 0             | 0             | 0             |
| <b>Total Local Option Sales Tax III Fund</b>                                   | <b>29,707,646</b>           | <b>16,300</b>                  | <b>16,300</b> | <b>17,400</b> | <b>17,400</b> | <b>17,400</b> |
| <b>Fund: LOCAL OPTION SALES TAX IV FUND</b>                                    |                             |                                |               |               |               |               |
| <b>Natural Resources Management Capital Projects</b>                           |                             |                                |               |               |               |               |
| 353 Southwest Greenway - Trail/Boardwalk Rehabilitation                        | 25,000                      | 0                              | 0             | 0             | 0             | 0             |
| 353 Southwest Greenway - Land Acquisition/Trail Construction West of Fairfield | 50,000                      | 0                              | 0             | 0             | 0             | 0             |
| 353 Replace Equipment As Required  | 50,000                      | 0                              | 0             | 0             | 0             | 0             |
| 353 Southwest Greenway   | 200,000                     | 0                              | 0             | 0             | 0             | 0             |
| <b>Judicial Capital Improvements</b>   |                             |                                |               |               |               |               |
| 353 Upgrade DVRs at the MCB  | 40,000                      | 300                            | 400           | 400           | 500           | 500           |
| 353 Courtroom Video Enhancements & Audio Replacement                           | 300,000                     | 650                            | 700           | 750           | 800           | 850           |
| <b>Parks Capital Projects</b>  |                             |                                |               |               |               |               |
| 353 Countywide Park Maintenance, Development and Enhancements                  | 1,175,244                   | 0                              | 0             | 0             | 0             | 0             |
| <b>Detention Capital Projects</b>  |                             |                                |               |               |               |               |
| 353 Main Jail Upgrades - Interim Jail Issues                                   | 3,000,000                   | 0                              | 0             | 0             | 0             | 0             |
| <b>Sheriff Capital Projects</b>  |                             |                                |               |               |               |               |
| 353 Sheriff Facilities and Vehicle Replacements                                | 4,888,167                   | 0                              | 0             | 0             | 0             | 0             |
| <b>Public Safety / Fire Capital Projects</b>                                   |                             |                                |               |               |               |               |
| 353 EMS Ambulances/ Staff Vehicles   | 500,000                     | 10,000                         | 7,500         | 8,000         | 9,000         | 10,000        |
| 353 Public Safety Building   | 2,912,891                   | 0                              | 0             | 0             | 0             | 0             |
| 353 Water Safety Vehicles  | 60,000                      | 3,000                          | 4,000         | 4,000         | 5,000         | 5,000         |
| 353 Water Safety Lifeguard Stand   | 100,000                     | 0                              | 0             | 0             | 0             | 0             |
| 353 Fire Department Buildings  | 1,500,000                   | 0                              | 0             | 0             | 0             | 0             |
| 353 Fire Apparatus/ Staff Vehicles   | 1,000,000                   | 0                              | 0             | 0             | 0             | 0             |

Escambia County Government  
Office of Management & Budget  
Adopted Capital Project Request FY20/21  
& Five Year Operating Costs  
(Routine)

| Description  | Adopted<br>Total<br>2020/21 | Five-Year Operating Projection |                |                |                |                |
|--|-----------------------------|--------------------------------|----------------|----------------|----------------|----------------|
|  |                             | 2021/22                        | 2022/23        | 2023/24        | 2024/25        | 2025/26        |
| <b>LOST IV Discretionary Projects</b>                |                             |                                |                |                |                |                |
| 353 Drainage Improvements                            | 423,000                     | 0                              | 0              | 0              | 0              | 0              |
| 353 Sidewalks & Drainage                             | 700,000                     | 0                              | 0              | 0              | 0              | 0              |
| 353 Beulah Park/Water Features                       | 200,000                     | 0                              | 0              | 0              | 0              | 0              |
| 353 Perdido Key Pedestrian Crossing                  | 12,000                      | 0                              | 0              | 0              | 0              | 0              |
| 353 Pensacola Beach Congestion Management            | 5,794,231                   | 0                              | 0              | 0              | 0              | 0              |
| 353 Perdido Multi-Use Path                           | 500,000                     | 0                              | 0              | 0              | 0              | 0              |
| <b>Transportation &amp; Drainage Projects</b>        |                             |                                |                |                |                |                |
| 353 Transportation & Drainage Projects               | 9,000,000                   | 0                              | 0              | 0              | 0              | 0              |
| <b>Total Local Option Sales Tax IV Fund</b>          | <b>32,430,533</b>           | <b>13,950</b>                  | <b>12,600</b>  | <b>13,150</b>  | <b>15,300</b>  | <b>16,350</b>  |
| <b>Fund: SOLID WASTE FUND</b>                        |                             |                                |                |                |                |                |
| <b>Recycling Operations</b>                          |                             |                                |                |                |                |                |
| 401 1-Ton Pickup Truck                               | 50,000                      | 7,800                          | 8,400          | 8,700          | 8,500          | 9,500          |
| <b>Transfer Station</b>                              |                             |                                |                |                |                |                |
| 401 4-Tractor Trailers                               | 660,000                     | 140,000                        | 152,000        | 152,000        | 160,000        | 160,000        |
| <b>SWM Operations</b>                                |                             |                                |                |                |                |                |
| 401 D-6 Dozer  | 420,000                     | 30,000                         | 35,000         | 35,000         | 40,000         | 45,000         |
| 401 D-8 Dozer  | 800,000                     | 50,000                         | 53,000         | 55,000         | 60,000         | 65,000         |
| 401 4x4 Pickup                                       | 35,000                      | 80,000                         | 8,700          | 22,200         | 9,500          | 9,500          |
| <b>Projects</b>                                      |                             |                                |                |                |                |                |
| 401 Landfill Section V Cell 1-B Construction         | 4,600,000                   | 0                              | 0              | 0              | 0              | 0              |
| 401 Landfill Gas Collection/Control System Expansion | 250,000                     | 5,500                          | 6,000          | 7,000          | 10,000         | 12,000         |
| <b>Total Solid Waste Fund</b>                        | <b>6,815,000</b>            | <b>313,300</b>                 | <b>263,100</b> | <b>279,900</b> | <b>288,000</b> | <b>301,000</b> |
| <b>Fund: EMERGENCY SERVICES FUND</b>                 |                             |                                |                |                |                |                |
| <b>EMS Operations</b>                                |                             |                                |                |                |                |                |
| 408 Ambulance Camera and Laptop System Replacement   | 183,432                     | 1,200                          | 1,300          | 1,400          | 1,500          | 1,600          |
| <b>Total Emergency Services Fund</b>                 | <b>183,432</b>              | <b>1,200</b>                   | <b>1,300</b>   | <b>1,400</b>   | <b>1,500</b>   | <b>1,600</b>   |
| <b>Fund: BAY CENTER FUND</b>                         |                             |                                |                |                |                |                |
| <b>Civic Center-Capital</b>                          |                             |                                |                |                |                |                |
| 409 Bay Center Capital Improvements                  | 200,000                     | 0                              | 0              | 0              | 0              | 0              |
| <b>Total Bay Center Fund</b>                         | <b>200,000</b>              | <b>0</b>                       | <b>0</b>       | <b>0</b>       | <b>0</b>       | <b>0</b>       |
| <b>GRAND TOTAL:</b>                                  | <b>95,353,824</b>           | <b>359,250</b>                 | <b>307,800</b> | <b>327,100</b> | <b>337,950</b> | <b>352,100</b> |

Escambia County Government  
Office of Management & Budget  
Adopted Capital Project Request FY 20/21  
& Five Year Operating Cost  
(NON-ROUTINE)

| Description                   | Adopted<br>Total<br>2020/21 | Five-Year Operating Projection |         |         |         |         |
|-------------------------------|-----------------------------|--------------------------------|---------|---------|---------|---------|
|                               |                             | 2021/22                        | 2022/23 | 2023/24 | 2024/25 | 2025/26 |
| <b>FUND: LIBRARY SERVICES</b> |                             |                                |         |         |         |         |
| <b>Library Operations</b>     |                             |                                |         |         |         |         |
| 113 Bellview Library          | 3,300,000                   | 770,000                        | 795,000 | 820,000 | 845,000 | 870,000 |

**Completion Date:** Projected completion date is expected during Calendar Year 2021

**Annual Operating Costs:** Costs are for personnel, operating expenses, and capital expenses to meet state public library standards

**Annual Operating Savings:** Savings will be to our citizens in less travel time and convenience of access to Library Services.

**Description:** The new library will be the first library in Escambia County District 1. The Bellview Library will serve all citizens with their informational, educational, and recreational needs. As a modern library system, they will not only provide physical library materials, but also electronic resources including eBooks, eMagazines, eCourses, ePicturebooks, and many other virtually accessed materials. The library provides equity of access to our citizens by offering computers and other technologies for their use. The library has also built a strong family programming service in recent years reaching fifth in the State for these online educational courses. The Bellview Library with mobile shelving and furnishings will create a flexible space than can be changed based on the needs of the day. Due to its close proximity to public schools, the library expects the daily foot traffic to exceed 500 citizens per day enjoying this convenient location.

Escambia County Government  
Office of Management & Budget  
Adopted Capital Improvement Program

| Description  | Adopted<br>Total<br>2020/21 | 2021/22  | 2022/23  | 2023/24  | 2024/25  |
|--|-----------------------------|----------|----------|----------|----------|
| <b>Fund: GENERAL FUND</b>  |                             |          |          |          |          |
| <b>Mosquito Control</b>  |                             |          |          |          |          |
| 001 Replacement GIS Software   | 13,650                      | 0        | 0        | 0        | 0        |
| <b>County Administration</b>   |                             |          |          |          |          |
| 001 Replacement Agenda Quick Software                                  | 50,000                      | 0        | 0        | 0        | 0        |
| <b>Communications</b>  |                             |          |          |          |          |
| 001 Computer Aided Dispatch Servers and Workstations                   | 55,000                      | 0        | 0        | 0        | 0        |
| <b>Information Resources - Telecommunications</b>                      |                             |          |          |          |          |
| 001 Replace F5 Local Traffic Managers                                  | 90,000                      | 0        | 0        | 0        | 0        |
| 001 Aruba Wirelss Controller and WAPs                                  | 170,000                     | 0        | 0        | 0        | 0        |
| 001 Part 2 of VOIP Project   | 700,000                     | 0        | 0        | 0        | 0        |
| <b>Total General Fund</b>  | <b>1,078,650</b>            | <b>0</b> | <b>0</b> | <b>0</b> | <b>0</b> |
| <b>Fund: CODE ENFORCEMENT FUND</b>                                     |                             |          |          |          |          |
| <b>Environmental Code Enforcement</b>                                  |                             |          |          |          |          |
| 103 5 - Replacement Vehicles   | 132,335                     | 0        | 0        | 0        | 0        |
| <b>Total Code Enforcement Fund</b>                                     | <b>132,335</b>              | <b>0</b> | <b>0</b> | <b>0</b> | <b>0</b> |
| <b>Fund: TOURIST PROMOTION FUND</b>                                    |                             |          |          |          |          |
| <b>4th Cent-Marine Recreation</b>                                      |                             |          |          |          |          |
| 108 4x4 Pickup Truck   | 27,000                      | 0        | 0        | 0        | 0        |
| 108 Bob Sikes Bridge Construction, Engineering and Inspection Services | 250,000                     |          |          |          |          |
| <b>Total Tourist Promotion Fund</b>                                    | <b>277,000</b>              | <b>0</b> | <b>0</b> | <b>0</b> | <b>0</b> |
| <b>Fund: OTHER GRANTS &amp; PROJECTS FUND</b>                          |                             |          |          |          |          |
| <b>Vessel Registration Fees/ Florida Boating Improvement</b>           |                             |          |          |          |          |
| 110 Perdido Bay Boat Ramp  | 33,878                      | 0        | 0        | 0        | 0        |
| <b>Total Other Grants &amp; Projects Fund</b>                          | <b>33,878</b>               | <b>0</b> | <b>0</b> | <b>0</b> | <b>0</b> |
| <b>Fund: LIBRARY FUND</b>  |                             |          |          |          |          |
| <b>Library Operations</b>  |                             |          |          |          |          |
| 113 Bellview Library   | 3,300,000                   | 0        | 0        | 0        | 0        |
| 113 STEAM Technology Hardware  | 53,470                      | 0        | 0        | 0        | 0        |
| 113 Books, Publications and Library Materials                          | 708,957                     | 0        | 0        | 0        | 0        |
| <b>Total Library Fund</b>  | <b>4,062,427</b>            | <b>0</b> | <b>0</b> | <b>0</b> | <b>0</b> |
| <b>Fund: ARTICLE V FUND</b>  |                             |          |          |          |          |
| <b>State Attorney - Escambia County (Circuit Criminal)</b>             |                             |          |          |          |          |
| 115 Network Server and Copier  | 19,000                      | 0        | 0        | 0        | 0        |
| <b>State Attorney - Santa Rosa Technology</b>                          |                             |          |          |          |          |
| 115 Network Server and Copier  | 18,000                      | 0        | 0        | 0        | 0        |
| <b>State Attorney - Okaloosa Technology</b>                            |                             |          |          |          |          |
| 115 Network Server and Copier  | 18,000                      | 0        | 0        | 0        | 0        |
| <b>State Attorney - Walton Technology</b>                              |                             |          |          |          |          |
| 115 Network Server and Copier  | 18,000                      | 0        | 0        | 0        | 0        |
| <b>Court Administration - Court Technology</b>                         |                             |          |          |          |          |
| 115 Network Switches   | 40,000                      | 0        | 0        | 0        | 0        |
| <b>Court Administration - Santa Rosa Technology</b>                    |                             |          |          |          |          |
| 115 Network Switches   | 60,000                      | 0        | 0        | 0        | 0        |
| <b>Total Article V Fund</b>  | <b>173,000</b>              | <b>0</b> | <b>0</b> | <b>0</b> | <b>0</b> |

Escambia County Government  
Office of Management & Budget  
Adopted Capital Improvement Program

| Description   | Adopted<br>Total<br>2020/21 | 2021/22  | 2022/23  | 2023/24  | 2024/25  |
|---|-----------------------------|----------|----------|----------|----------|
| <b>Fund: GULF COAST RESTORATION FUND</b>                            |                             |          |          |          |          |
| <b>National Fish and Wildlife Bayou Chico</b>                       |                             |          |          |          |          |
| <hr/>   |                             |          |          |          |          |
| Design/Engineering for Stream Enhancements, Habitat Restoration and |                             |          |          |          |          |
| 118 Expansion of 4 acres along Jones Creek                          | 17,094                      | 0        | 0        | 0        | 0        |
| Design/Engineering for Stream Enhancements, Habitat Restoration and |                             |          |          |          |          |
| 118 Expansion of 2 acres along Jackson Creek                        | 127,843                     | 0        | 0        | 0        | 0        |
| <b>Total Gulf Coast Restoration Fund</b>                            | <b>144,937</b>              | <b>0</b> | <b>0</b> | <b>0</b> | <b>0</b> |
| <b>Fund: AFFORDABLE HOUSING FUND</b>                                |                             |          |          |          |          |
| <b>Escambia Affordable Housing</b>                                  |                             |          |          |          |          |
| <hr/>   |                             |          |          |          |          |
| 124 Lee Street - Sidewalk & Sewer Project or other Sidewalk Project | 250,000                     | 0        | 0        | 0        | 0        |
| <b>Total Escambia Affordable Housing Fund</b>                       | <b>250,000</b>              | <b>0</b> | <b>0</b> | <b>0</b> | <b>0</b> |
| <b>Fund: CDBG ENTITLEMENT FUND</b>                                  |                             |          |          |          |          |
| <b>Community Development Block Grant Programs</b>                   |                             |          |          |          |          |
| <hr/>   |                             |          |          |          |          |
| 129 CRA Neighborhood Improvements                                   | 150,000                     | 0        | 0        | 0        | 0        |
| 129 Lee Street Sidewalk and Sewer Project                           | 533,020                     | 0        | 0        | 0        | 0        |
| 129 Sidewalks, Lighting, and Sewer Projects                         | 510,028                     | 0        | 0        | 0        | 0        |
| 129 Grant Software (split with SHIP Fund)                           | 3,500                       | 0        | 0        | 0        | 0        |
| <b>Total CDBG Entitlement Fund</b>                                  | <b>1,196,548</b>            | <b>0</b> | <b>0</b> | <b>0</b> | <b>0</b> |
| <b>Fund: COMMUNITY REDEVELOPMENT FUND</b>                           |                             |          |          |          |          |
| <b>Community Redevelopment Brownsville</b>                          |                             |          |          |          |          |
| <hr/>   |                             |          |          |          |          |
| 151 Sidewalk and Sewer Projects                                     | 100,000                     | 0        | 0        | 0        | 0        |
| <b>Community Redevelopment Warrington</b>                           |                             |          |          |          |          |
| <hr/>   |                             |          |          |          |          |
| 151 Gateway Entrance Signs  | 20,000                      | 0        | 0        | 0        | 0        |
| 151 Sidewalk and Sewer Projects                                     | 200,000                     | 0        | 0        | 0        | 0        |
| <b>Community Redevelopment Palafox</b>                              |                             |          |          |          |          |
| <hr/>   |                             |          |          |          |          |
| 151 Acquisition of Land - Diego and Erress                          | 62,084                      | 0        | 0        | 0        | 0        |
| 151 Sidewalk Projects   | 115,000                     | 0        | 0        | 0        | 0        |
| <b>Community Redevelopment Barrancas</b>                            |                             |          |          |          |          |
| <hr/>   |                             |          |          |          |          |
| 151 Neighborhood Enhancement Projects                               | 72,676                      | 0        | 0        | 0        | 0        |
| <b>Community Redevelopment Englewood</b>                            |                             |          |          |          |          |
| <hr/>   |                             |          |          |          |          |
| 151 Gateway Entrance Signs  | 20,000                      | 0        | 0        | 0        | 0        |
| <b>Community Redevelopment Cantonment</b>                           |                             |          |          |          |          |
| <hr/>   |                             |          |          |          |          |
| 151 Sidewalk Projects   | 15,000                      | 0        | 0        | 0        | 0        |
| <b>Community Redevelopment Ensley</b>                               |                             |          |          |          |          |
| <hr/>   |                             |          |          |          |          |
| 151 Gateway Entrance Signs  | 20,000                      | 0        | 0        | 0        | 0        |
| 151 Beautification and Landscape Project                            | 118,261                     | 0        | 0        | 0        | 0        |
| <b>Community Redevelopment Atwood</b>                               |                             |          |          |          |          |
| <hr/>   |                             |          |          |          |          |
| 151 Sidewalk Projects   | 25,000                      | 0        | 0        | 0        | 0        |
| <b>Total Community Redevelopment Fund</b>                           | <b>768,021</b>              | <b>0</b> | <b>0</b> | <b>0</b> | <b>0</b> |
| <b>Fund: BOB SIKES TOLL FUND</b>                                    |                             |          |          |          |          |
| <b>Bob Skies Toll Operations and Maintenance</b>                    |                             |          |          |          |          |
| <hr/>   |                             |          |          |          |          |
| 167 Design, Pensacola Beach Sign and Bridge Rehabilitation          | 2,526,589                   | 0        | 0        | 0        | 0        |
| <b>Total Bob Sikes Toll Fund</b>                                    | <b>2,526,589</b>            | <b>0</b> | <b>0</b> | <b>0</b> | <b>0</b> |
| <b>Fund: DRAINAGE BASIN FUND</b>                                    |                             |          |          |          |          |
| <b>Engineering</b>  |                             |          |          |          |          |
| <hr/>   |                             |          |          |          |          |
| 181 Drainage Projects   | 97,828                      | 0        | 0        | 0        | 0        |
| <b>Total Drainage Basin Fund</b>                                    | <b>97,828</b>               | <b>0</b> | <b>0</b> | <b>0</b> | <b>0</b> |



**Escambia County Government  
Office of Management & Budget  
Adopted Capital Improvement Program**

| Description  | Adopted<br>Total<br>2020/21 | 2021/22   | 2022/23   | 2023/24   | 2024/25   |
|--|-----------------------------|-----------|-----------|-----------|-----------|
| <b>Fund: SERIES 2017 PROJECT FUND</b>  |                             |           |           |           |           |
| <b>County Jail Facility</b>  |                             |           |           |           |           |
| 311 New Jail Facility  | 18,576,000                  | 0         | 0         | 0         | 0         |
| <b>Total Series 2017 Project Fund</b>  | <b>18,576,000</b>           | <b>0</b>  | <b>0</b>  | <b>0</b>  | <b>0</b>  |
| <b>Fund: LOCAL OPTION SALES TAX III FUND</b>                                   |                             |           |           |           |           |
| <b>Public Safety Capital Projects</b>  |                             |           |           |           |           |
| 352 Ambulances   | 13,070                      | 0         | 0         | 0         | 0         |
| 352 Portable Generator Replacement   | 45,834                      | 0         | 0         | 0         | 0         |
| <b>Parks Capital Projects</b>  |                             |           |           |           |           |
| 352 Parks Development & Maintenance  | 1,017,956                   | 0         | 0         | 0         | 0         |
| <b>NESD Capital Projects</b>   |                             |           |           |           |           |
| 352 Land Acquisition   | 67,489                      | 0         | 0         | 0         | 0         |
| 352 Creek and Stream Restoration   | 164,159                     | 0         | 0         | 0         | 0         |
| 352 Palafox Commerce Park Infrastructure                                       | 186,142                     | 0         | 0         | 0         | 0         |
| 352 Perdido Paddle Trail   | 29,040                      | 0         | 0         | 0         | 0         |
| 352 CRA CIP Projects   | 904,251                     | 0         | 0         | 0         | 0         |
| 352 Pensacola Bay Living Shoreline   | 41,001                      | 0         | 0         | 0         | 0         |
| 352 Maggie's Ditch Floodplain & Stormwater                                     | 15,797                      | 0         | 0         | 0         | 0         |
| <b>Fire Services Capital Projects</b>  |                             |           |           |           |           |
| 352 Fire Station in Beulah   | 1,246,026                   | 0         | 0         | 0         | 0         |
| 352 Fire Training Facility   | 791,229                     | 0         | 0         | 0         | 0         |
| 352 Vehicle/Apparatus Replacement  | 691,731                     | 0         | 0         | 0         | 0         |
| <b>Public Facilities Capital Projects</b>                                      |                             |           |           |           |           |
| 352 Board of County Commissioners Discretionary                                | 4,871,483                   | 0         | 0         | 0         | 0         |
| <b>Transporation &amp; Drainage Capital Projects</b>                           |                             |           |           |           |           |
| 352 Transporation & Drainage Projects  | 19,622,438                  | 0         | 0         | 0         | 0         |
| <b>Total Local Option Sales Tax III Fund</b>                                   | <b>29,707,646</b>           | <b>0</b>  | <b>0</b>  | <b>0</b>  | <b>0</b>  |
| <b>Fund: LOCAL OPTION SALES TAX IV FUND</b>                                    |                             |           |           |           |           |
| <b>Natural Resources Management Capital Projects</b>                           |                             |           |           |           |           |
| 353 Southwest Greenway - Trail/Boardwalk Rehabilitation                        | 25,000                      | 25,000    | 25,000    | 25,000    | 25,000    |
| 353 Southwest Greenway - Land Acquisition/Trail Construction West of Fairfield | 50,000                      | 0         | 0         | 0         | 0         |
| 353 Replace Equipment As Required  | 50,000                      | 25,000    | 50,000    | 25,000    | 50,000    |
| 353 Southwest Greenway   | 200,000                     | 0         | 200,000   | 0         | 50,000    |
| 353 Stream/Floodplain Restoration  | 0                           | 0         | 500,000   | 0         | 1,000,000 |
| 353 Water Quality Improvement - Mathcing Funds                                 | 0                           | 0         | 500,000   | 1,000,000 | 0         |
| <b>Judicial Capital Improvements</b>   |                             |           |           |           |           |
| 353 Upgrade DVRs at the MCB  | 40,000                      | 0         | 0         | 0         | 0         |
| 353 Courtroom Video Enhancements & Audio Replacement                           | 300,000                     | 200,000   | 200,000   | 200,000   | 100,000   |
| <b>Parks Capital Projects</b>  |                             |           |           |           |           |
| 353 Countywide Park Maintenance, Development and Enhancements                  | 1,175,244                   | 1,896,891 | 1,896,891 | 1,896,891 | 1,896,891 |
| 353 Equestrian Center Development & Maintenance                                | 0                           | 171,000   | 171,000   | 171,000   | 171,000   |
| 353 County Operated Event Facilities Management                                | 0                           | 600,000   | 600,000   | 600,000   | 600,000   |
| 353 County Park ADA Requirements and Special Needs Projects                    | 0                           | 200,000   | 200,000   | 200,000   | 200,000   |
| <b>Detention Capital Projects</b>  |                             |           |           |           |           |
| 353 Main Jail Upgrades - Interim Jail Issues                                   | 3,000,000                   | 6,518,733 | 0         | 0         | 0         |
| <b>Sheriff Capital Projects</b>  |                             |           |           |           |           |
| 353 Sheriff Facilities and Vehicle Replacements                                | 4,888,167                   | 4,888,167 | 4,888,167 | 4,888,167 | 4,888,167 |

**Escambia County Government  
Office of Management & Budget  
Adopted Capital Improvement Program**

| Description  | Adopted<br>Total<br>2020/21 | 2021/22           | 2022/23           | 2023/24           | 2024/25           |
|--|-----------------------------|-------------------|-------------------|-------------------|-------------------|
| <b>Public Safety / Fire Capital Projects</b>         |                             |                   |                   |                   |                   |
| 353 Emergency Communications Radio System Upgrades   | 0                           | 0                 | 0                 | 0                 | 2,175,000         |
| 353 Emergency Communications Radio Tower             | 0                           | 1,000,000         | 0                 | 0                 | 0                 |
| 353 EOC Appurtenances/ Building                      | 0                           | 0                 | 0                 | 300,000           | 0                 |
| 353 EMS Ambulances/ Staff Vehicles                   | 500,000                     | 500,000           | 2,550,000         | 500,000           | 500,000           |
| 353 Public Safety Building                           | 2,912,891                   | 0                 | 0                 | 0                 | 0                 |
| 353 Water Safety Vehicles                            | 60,000                      | 60,000            | 60,000            | 60,000            | 60,000            |
| 353 Water Safety Lifeguard Stand                     | 100,000                     | 100,000           | 0                 | 0                 | 0                 |
| 353 Fire Department Buildings                        | 1,500,000                   | 0                 | 0                 | 3,100,000         | 0                 |
| 353 Fire Apparatus/ Staff Vehicles                   | 1,000,000                   | 0                 | 0                 | 1,000,000         | 1,500,000         |
| <b>LOST IV Discretionary Projects</b>                |                             |                   |                   |                   |                   |
| 353 Drainage Improvements                            | 423,000                     | 0                 | 0                 | 0                 | 0                 |
| 353 Sidewalks & Drainage                             | 700,000                     | 0                 | 0                 | 0                 | 0                 |
| 353 Beulah Park/Water Features                       | 200,000                     | 0                 | 0                 | 0                 | 0                 |
| 353 Perdido Key Pedestrian Crossing                  | 12,000                      | 0                 | 0                 | 0                 | 0                 |
| 353 Pensacola Beach Congestion Management            | 5,794,231                   | 200,000           | 0                 | 0                 | 0                 |
| 353 VT Mobile Aerospace                              | 0                           | 0                 | 1,200,000         | 0                 | 0                 |
| 353 Perdido Multi-Use Path                           | 500,000                     | 0                 | 0                 | 0                 | 0                 |
| 353 Capital Projects                                 | 0                           | 0                 | 2,300,000         | 0                 | 8,000,000         |
| <b>Transportation &amp; Drainage Projects</b>        |                             |                   |                   |                   |                   |
| 353 Transportation & Drainage Projects               | 9,000,000                   | 14,980,556        | 8,445,556         | 7,605,556         | 7,305,556         |
| <b>Neighborhood &amp; Human Services Projects</b>    |                             |                   |                   |                   |                   |
| 353 Neighborhood & Human Services Projects           | 0                           | 143,744           | 145,665           | 147,643           | 149,681           |
| 353 Blighted Area Reduction                          | 0                           | 0                 | 2,000,000         | 0                 | 0                 |
| 353 Dirt Road Paving / CRAs                          | 0                           | 0                 | 0                 | 1,737,665         | 0                 |
| 353 Community Center for the Jail                    | 0                           | 0                 | 0                 | 0                 | 0                 |
| <b>Economic Development Projects</b>                 |                             |                   |                   |                   |                   |
| 353 Navy Federal                                     | 0                           | 500,000           | 500,000           | 500,000           | 500,000           |
| 353 PEDC/ Foundations for the Future                 | 0                           | 600,000           | 600,000           | 600,000           | 600,000           |
| 353 Gulf Coast Minority Chamber of Commerce          | 0                           | 60,000            | 60,000            | 60,000            | 60,000            |
| 353 Century Chamber of Commerce                      | 0                           | 55,000            | 55,000            | 55,000            | 55,000            |
| 353 Junior Achievement                               | 0                           | 20,000            | 20,000            | 20,000            | 20,000            |
| 353 School Readiness Coalition                       | 0                           | 238,875           | 238,875           | 238,875           | 238,875           |
| 353 Escambia County Summer Work Program              | 0                           | 240,000           | 240,000           | 240,000           | 240,000           |
| 353 ST Aerospace                                     | 0                           | 0                 | 3,200,000         | 7,300,000         | 0                 |
| <b>Total Local Option Sales Tax IV Fund</b>          | <b>32,430,533</b>           | <b>33,222,966</b> | <b>30,846,154</b> | <b>32,470,797</b> | <b>30,385,170</b> |
| <b>Fund: SOLID WASTE FUND</b>                        |                             |                   |                   |                   |                   |
| <b>Recycling Operations</b>                          |                             |                   |                   |                   |                   |
| 401 1-Ton Pickup Truck                               | 50,000                      | 0                 | 0                 | 0                 | 0                 |
| <b>Transfer Station</b>                              |                             |                   |                   |                   |                   |
| 401 4-Tractor Trailers                               | 660,000                     | 0                 | 0                 | 0                 | 0                 |
| <b>SWM Operations</b>                                |                             |                   |                   |                   |                   |
| 401 D-6 Dozer  | 420,000                     | 0                 | 0                 | 0                 | 0                 |
| 401 D-8 Dozer  | 800,000                     | 0                 | 0                 | 0                 | 0                 |
| 401 4x4 Pickup                                       | 35,000                      | 0                 | 0                 | 0                 | 0                 |
| <b>Projects</b>                                      |                             |                   |                   |                   |                   |
| 401 Landfill Section V Cell 1-B Construction         | 4,600,000                   | 0                 | 0                 | 0                 | 0                 |
| 401 Landfill Gas Collection/Control System Expansion | 250,000                     | 0                 | 0                 | 0                 | 0                 |
| <b>Total Solid Waste Fund</b>                        | <b>6,815,000</b>            | <b>0</b>          | <b>0</b>          | <b>0</b>          | <b>0</b>          |

Escambia County Government  
Office of Management & Budget  
Adopted Capital Improvement Program

| Description  | Adopted<br>Total<br>2020/21 | 2021/22           | 2022/23           | 2023/24           | 2024/25           |
|--|-----------------------------|-------------------|-------------------|-------------------|-------------------|
| <b>Fund: EMERGENCY SERVICES FUND</b>               |                             |                   |                   |                   |                   |
| <b>EMS Operations</b>                              |                             |                   |                   |                   |                   |
| 408 Ambulance Camera and Laptop System Replacement | 183,432                     | 0                 | 0                 | 0                 | 0                 |
| <b>Total Emergency Services Fund</b>               | <b>183,432</b>              | <b>0</b>          | <b>0</b>          | <b>0</b>          | <b>0</b>          |
| <b>Fund: BAY CENTER FUND</b>                       |                             |                   |                   |                   |                   |
| <b>Civic Center-Capital</b>                        |                             |                   |                   |                   |                   |
| 409 Bay Center Capital Improvements                | 200,000                     | 0                 | 0                 | 0                 | 0                 |
| <b>Total Bay Center Fund</b>                       | <b>200,000</b>              | <b>0</b>          | <b>0</b>          | <b>0</b>          | <b>0</b>          |
| <b>GRAND TOTAL:</b>                                | <b>98,653,824</b>           | <b>33,222,966</b> | <b>30,846,154</b> | <b>32,470,797</b> | <b>30,385,170</b> |

## Glossary of Terms & Acronyms

The Annual Operating Budget and financial plan contains specialized and technical terminology that is unique to public finance and budgeting. The following glossary has been included in this document to assist the reader in understanding these terms.

**ACE**- Acronym for the Arts, Culture, and Entertainment Organization.

**A.C.O. Reserve**-Accumulative Capital Outlay reserve. A reserve within a construction fund for the purpose of accumulating monies over several years for future building needs.

**Accrual Basis of Accounting**-A basis of accounting utilized by Enterprise and Internal Service types that recognizes revenues in the accounting period in which they are earned and become measurable and expenditures are recognized in the accounting period in which they are incurred.

**ADA**-Acronym for the Americans with Disabilities Act. The Americans with Disabilities Act (ADA) prohibits discrimination against people with disabilities in several areas, including employment, transportation, public accommodations, communications and access to state and local government' programs and services. As it relates to employment, Title I of the ADA protects the rights of both employees and job seekers. The ADA also establishes requirements for telecommunications relay services. Title IV, which is regulated by the Federal Communications Commission (FCC), also requires closed captioning of federally funded public service announcements.

**Adopted Budget**-The financial plan of revenues and expenditures for a fiscal year as approved by the Escambia County Board of County Commissioners.

**Ad Valorem Tax**-A tax levied in proportion to the value of the property against which it is levied. The Ad Valorem Tax is also known as the property tax.

**Annual Budget**-A budget applicable to a single fiscal year.

**Appropriation**-A legal authorization granted by the Board of County Commissioners to make expenditures and to incur obligations for specific purposes. An appropriation is usually limited in amount and as to the time when it may be expended.

**Article V**-Revision to the Florida Constitution, passed in 1998, requires the state to fund the majority of the costs for the Florida court system effective July 1, 2004.

**Article V Costs**-Expenditures mandated by State Legislature and funded by local dollars. Examples include support for the Public Defender, State Attorney, Conflict Attorney and other court costs related to civil and criminal disputes.

**Assessed Valuation**-A valuation set upon real estate or other property by a government appraiser as a basis for levying property taxes.

**Available Financing**-All the means of financing a budget.

**Balanced Budget** – the total of the estimated receipts, including balances brought forward, shall equal the total of the appropriations and reserves (F.S., 129.01(2)(b)).

**Basis of Budgeting**-Refers to the conventions for recognition of costs and revenues in budget development and in establishing and reporting appropriations, which are the legal authority to spend or collect revenues.

**BCC/BOCC (Board of County Commissioners)**-Escambia County is governed by a five-member board.

**BID**-Acronym for Building Inspections Department.

## Glossary of Terms & Acronyms

**Bond**-A written promise to pay a sum of money on a specific date at a specific interest rate. The interest payments and the repayment of the principal are detailed in a bond ordinance. The most common types of bonds are general obligation and revenue bonds.

**Budget**-A financial plan appropriating proposed expenditures for a given period and the means of financing them. The term usually indicates a financial plan for a fiscal year. The fiscal year for the County is October 1 through September 30.

**Budget Amendment**-A procedure to revise a budgeted appropriation. The amendment may be authorized either by County Commission approval (through adoption of a supplemental appropriation), by ordinance (for any interdepartmental or interfund amendments), or by County Administrator authorization (to adjust appropriations within a departmental budget, other than one which increases the total of the salary accounts).

**Budget Calendar**-The schedule of key dates and milestones which the County follows in the preparation, adoption, and administration of the budget.

**Budget Document**-The written instrument used by the budget-making authority to present a comprehensive financial program.

**Budget Hearing**-Public hearing conducted by the Board of County Commissioners to consider and adopt the annual budget.

**Budget Message**-A written statement presented by the County Administrator to explain principal budget issues and to provide recommendations to the Board of County Commissioners.

**Budget Preparation Manual**-The set of instructions and forms sent by the Office of Management and Budget to the departments, offices and agencies of the County to assist them in preparing their budget requests for the upcoming year.

**Bureau**- An organizational device used by county management to group programs of a like nature, under the overall direction of a single manager.

**CAFR**- Acronym for the Comprehensive Annual Financial Report, prepared annually by the Clerk and Comptroller's Office and audited by an external (AICPA) certified accounting that complies with the accounting requirements promulgated by the Governmental Accounting Standards Board (GASB).

**Capital Equipment**-Capital purchases of major equipment items which are not permanently attached to a public facility. This would include the replacement or addition of major motorized and other equipment.

**CDBG**-Community Development Block Grant.

**CIP (Capital Improvement Program)**-A five-year plan developed to meet the future needs of the County, such as road construction and long-range capital projects.

**Capital Outlay**-Expenditures which result in the acquisition of, or addition to, general fixed assets, with a value of more than one thousand dollars, and a useful life of more than one year.

**Capital Projects**-Projects which involve the construction, purchase or renovation of land, buildings, streets, or any other physical structure.

**Capital Projects Fund**-A Fund type authorized by the Florida *Uniform Accounting System*, established to account for the acquisition or construction of capital projects.

**Cash & Cash Equivalents**-The County's cash and cash equivalents are considered to be cash on hand, demand deposits and short-term investments, including restricted assets, with maturities of three months or less from the time of acquisition.

## Glossary of Terms & Acronyms

**CMR**– Acronym for the Community and Media Relations Division.

**Constitutional Officers**–Elected Officials that are funded in total or in part by the Board of County Commissioners; but maintain the autonomy of their offices. The constitutional officers are the Clerk of the Court, Property Appraiser, Sheriff, Supervisor of Elections, and Tax Collector.

**DCA**–Acronym for Florida Department of Community Affairs.

**DCAT (Design and Construction Administration Team)**–Division under Facilities Management that supports the County in the development, design, and construction of new buildings and/or the renovations of existing buildings.

**Debt Service**–The County's obligation to pay principal and interest of all bonds and other debt instruments according to a pre-determined payment schedule.

**Debt Service Funds**–Funds established to account for the payment of interest and principal on bonds or other long-term borrowing.

**Deepwater Disaster**–Oil disaster in the Gulf of Mexico from the British Petroleum (BP) Rig explosion.

**Department**–An organizational device used by county management to group programs of a like nature, under the overall direction of a single manager.

**Depreciation**–The periodic expiration of an asset's useful life. Depreciation is a requirement in proprietary fund types (such as enterprise and internal service funds).

**Division**–A distinct organizational subunit within a department, charged with carrying out a distinct group of the activities assigned to that department.

**DJJ (Department of Juvenile Justice)**– DJJ operates 21 juvenile detention centers in the state of Florida. Detention centers provide custody, supervision, education and mental health/substance abuse and medical services to juveniles statewide.

**DRC (Development Review Committee)**–The Development Review Committee is a board of designated County officials, or their approved designees, with diverse expertise in development issues and administrative authority to review development plan applications for compliance with the requirements of the Land Development Code and the Comprehensive Plan, and to determine or recommend final approval, approval with conditions, or denial of such applications.

**ECAT**–Acronym for Escambia County Area Transit.

**EDATE**–Acronym for Economic Ad-valorem Tax Exemption.

**EDR**– Acronym for the Florida Office of Economic & Development Research formerly known as LCIR.

**EMS**–Acronym for Emergency Medical Services.

**Encumbrance**–An obligation in the form of a purchase order, contract, or other commitment which is chargeable to an appropriation, and for which a part of the appropriation is reserved. For any of these obligations which may exist at the close of a fiscal year, reserves must be carried over into the succeeding fiscal year. Such reserves are then called "Reserves for Encumbrances."

**Enterprise Activities**–Activities of a commercial nature; carried on by a governmental entity, and the mechanisms established to account for their operations and finances. The fundamental financial principle of enterprise activities is the need to operate on cash flow, without recourse to subsidization from a broader fund pool. As a result, enterprise activities are generally self-supporting from charges paid by users of their services. In the Escambia County Annual Budget for FY08, four Enterprise Funds account for a variety of enterprise activities, such as landfill operations.

## Glossary of Terms & Acronyms

**EOC (Emergency Operations Center)**—A central location utilizing personnel for initial activation and assistance to citizens before, during and after disasters. The EOC is located in the new Public Safety Building on “W” Street.

**Estimated Receipts** – All revenues reasonably expected to be collected in a fiscal year.

**Expenditures**-Decreases in net financial resources. Expenditures include current operating expenses which require the current or future use of net current assets, debt service, and capital outlays.

**FDOT**—Acronym for Florida Department of Transportation.

**Fees**—A charge by government associated with providing a service, permitting an activity, or imposing a fine or penalty. Major types of fees include user charges, building permits, etc.

**FEMA** – Acronym for the Federal Emergency Management Agency.

**Fiscal Year**-Twelve-month period for which a budget is prepared. The fiscal year for the County is October 1 through September 30.

**Fixed Assets**-Assets of a long-term character which are intended to continue to be held or used: land, buildings, improvements other than buildings, and machinery and equipment.

**FTE (Full Time Equivalent)**—one position funded for a full year.

**Function**-A group of related activities aimed at accomplishing a major service or regulatory program for which a government is responsible. For example, public safety is a function.

**Fund**-A fiscal and accounting entity with a self-balancing set of accounts recording cash and other financial resources (assets), together with all related liabilities, residual equities, and balances, and changes therein, which are segregated for the purpose of carrying out specific activities or attaining certain objectives in accordance with special regulations, restrictions, or other limitations. The Florida *Uniform Accounting System* provides for 4 fund types: Governmental funds; Proprietary funds; Fiduciary funds; and Revolving funds and Clearing Accounts. The Escambia County Adopted Budget for FY08 makes use of the first two of those fund types.

**Fund Balance**-The fund equity of Governmental funds. In most instances, this equity equates to working capital.

**Fund Balance Available** -The amount of cash (or working capital) remaining at the close of one year, after deducting encumbrances and established reserves, which then becomes available to help finance the budget in the ensuing year.

**Funded Positions**—The number of actual authorized positions for which funding is included in a given fiscal year’s budget.

**GASB (Governmental Accounting Standards Board)**—The highest source for accounting and financial reporting guidance for state and local government.

**GASB 34**—New accounting standard used by the Governmental Accounting Standards Board that is applicable to state and local governments. Compliance with GASB Statement 34 is necessary for preparation of financial statements in accordance with Generally Accepted Accounting Principles. A significant provision of this new standard includes the preparation of government-wide financial statements that summarize the information of the government as a whole using the accrual basis of accounting (in addition to the continuing requirements for fund financial statements using the modified accrual basis of accounting). Infrastructure assets such as streets, bridge, and sidewalks are also to be included in the government-wide financial statements. There are also expanded disclosure requirements.

**General Fund**-The major County-wide fund. The General Fund accounts for most of the financial resources, as well as most of the operating services of the County government.



## Glossary of Terms & Acronyms

**Generally Accepted Accounting Principles (GAAP)**-Uniform minimum standards of/and guidelines for financial accounting and reporting. They govern the form and content of the basic financial statements of an entity. GAAP encompasses the conventions, rules, and procedures necessary to define accepted accounting practices at a particular time. The objectives of government GAAP financial reports are different from, and much broader than, the objectives of business GAAP financial reports.

**GFOA (Government Finance Officers' Association)**-The professional association of state and local finance officers in the United States who are dedicated to the sound management of government financial resources. The association sets program standards for the GFOA's Certificate of Achievement for Excellence in Financial Report and the Distinguished Budget Presentation Award.

**GIS**-Acronym for Geographic Information Systems.

**Goals**-Broad statements determined at the highest level of government of what the County would like to accomplish over an extended length of time.

**Governmental Funds**-A group of funds categorized by the Florida *Uniform Accounting System* to include the General Fund, Special Revenue Funds, Debt Service Funds, and Capital Projects Funds.

**Grants**-Contributions from another governmental unit to be used or expended for a special purpose, activity, or facility. Example: "Summer Food Service" is a program financed by a state grant and administered by the County.

**HUD**-Acronym for Housing and Urban Development.

**Inter-fund Transfers**-Transfers of monies from one fund which receives the revenue to a second fund through which those monies are to be expended. Inter-fund transfers occur most often in situations where the funding of a program activity is the joint responsibility of more than one budgetary fund. In such cases, it is customary budgeting practice for one fund to account for all of the costs incurred by that program, and for the other fund to merely contribute its share of costs via an inter-fund transfer between them.

**Intergovernmental Revenue**-Revenue collected by one government and distributed to another, usually through a predetermined allocation formula, such as population, retail sales, vehicle registration, etc.

**Internal Service Funds**-Funds used to account for the financing of goods and services provided by one department or agency to another, or to other governments, on a cost reimbursement basis. One Internal Service Fund accounts for the County's various self-insurance programs.

**LEM (Leadership Evaluation Manager)**-Management tool used for tracking defined performance measures and outcomes for management and other classes of employees.

**LDC (Land Development Code)**-Escambia County Ordinance to provide orderly growth management for the all unincorporated areas of Escambia County. The ordinance is intended to provide mechanisms for growth management in order to service the citizens, visitors and property owners of Escambia County.

**Line Item Budget**-A budget that lists each expenditure category (salary, training, travel, etc.) separately, along with the dollar amount budgeted for each specific category.

**Long-term Debt**-Debt with a maturity of more than one year after the date of issuance.

**LOST (Local Option Sales Tax)**-A one-cent local sales tax used to fund capital projects and equipment in accordance with the requirements of Ordinance 92-10 and a referendum dated March 10, 1992. Voters extended the tax by referendum May 13, 1997 for an additional eight-year period of June 1, 1999 through May 31, 2007. Applies to all transactions that are subject to state sales tax imposed on sales, uses services, rentals, admissions, and other authorized transactions. The tax is only subject to the first \$5,000 sales amount on any item.

## Glossary of Terms & Acronyms

**Mandate** – This term refers to unfunded costs/expenses passed down from the State Government to be paid for with local tax dollars.

**Medicaid** – Healthcare expenses associated with individuals that do not have private insurance or for individuals that are in nursing homes and considered medically needy, these costs are born by the Federal Government, and the State of Florida with a percentage paid by each County.

**Millage**-The tax rate applied to real property in the County, based on a ratio of One Dollar of tax for each \$1,000 of assessed property value. To determine the amount of tax which a parcel of land will owe in the current taxable year, the millage rate is multiplied by the assessed value of the property, after deducting the first \$25,000 of value (the so-called "Homestead exemption"). Example: a house assessed at \$75,000 by the Property Appraiser will first receive its homestead credit, lowering the taxable value to \$50,000. Then the millage rate will apply to the balance. Thus, a millage of 9.0 would yield a tax liability of \$450.

**Mission Statement**-A broad statement of purpose which is derived from organizational and/or community values and goals.

**Modified Accrual Accounting**-A basis of accounting utilized by governmental fund types and expendable trust funds that recognizes revenues when they are measurable and available to pay liabilities of the current period, and expenditures when the related liability is incurred.

**MSBU**-See "Municipal Services Benefit Unit."

**MSPB (Merit System Protection Board)**—A seven member; autonomous board that will have personnel system oversight responsibilities as well as full authority to adjudicate employee appeals and protect employee merit rights.

**MSTU**-See "Municipal Services Taxing Unit."

**Municipal Services Benefit Unit**-A defined geographic area of the County within which a special fee or assessment is levied for the purpose of supporting the financial needs of some County service(s) provided within that geographic area.

**Municipal Services Taxing Unit**-A defined geographic area of the County within which an *ad valorem* tax rate is levied for the purpose of supporting the financial needs of some County service(s) provided within that geographic area.

**Non-Departmental Programs**-Expenditures not directly related to one specific department.

**NPDES (National Pollutant Discharge Elimination System)**-The NPDES Stormwater Program is a national program, mandated by Congress under the Clean Water Act, to address non-agricultural sources of stormwater discharges which adversely affect the quality of our Nation's waters. The program, which is administered by the Environmental Protection Agency (EPA) and delegated to the Florida Department of Environmental Protection (FDEP), regulates the discharge of stormwater by municipalities, industries, and certain construction activities. FDEP issues permits to monitor and control the quality of stormwater being released and its affects on the receiving water bodies.

**NRDA (Natural Resource Damage Assessment)**- The purpose of a Natural Resource Damage Assessment (NRDA) is assess the extent of injury to a natural resource and determine appropriate ways of restoring and compensating for damage to the environment.

**Object**-A classification of expenditure or revenue, which is given a unique identification number and name. Also referred to as a "line item" or "account."

**Objective**-A simply stated, readily measurable statement of aim or expected accomplishment within a period of time, often the current fiscal year. A statement of objective should imply a specific standard of performance for a given program.

## Glossary of Terms & Acronyms

**Obligations**-Amounts which a government may be required legally to meet out of its resources. They include not only actual liabilities, but also unliquidated encumbrances.

**OLF8** – Economic development initiative property located in County District 1 located adjacent to the Navy Federal Credit Union complex formerly owned by the United States Navy.

**OLFx** - Economic development initiative property located in Santa Rosa County as part of a land swap for OLFx property located in Escambia County to be used by the United States Navy for future activities.

**Operating Budget**-Plans of current expenditures and reserves, together with the proposed means of financing them. The annual operating budget is the summary means by which most of the financing acquisition, spending, and service delivery activities of a government are controlled. The use of annual operating budgets is usually required by law. Even where not required by law, however, annual operating budgets are essential to sound financial management and should be adopted by every government.

**Operating Expenses**-Fund expenses which are directly related to the fund's primary service activities.

**OTTED**-An acronym for the State of Florida's Office of Tourism, Trade and Economic Development

**Performance Measures**-Quantitative and Qualitative measures that analyze the level of service provided, and the effectiveness and efficiencies of Departments and Divisions.

**Personal Services**-A categorization by the Florida *Uniform Accounting System* of all the expenditure appropriations for salaries and wages, pensions, health insurance, and other compensation-related fringe benefits of the County.

**Proposed Budget**-The recommended County budget submitted by the County Administrator to the Board of County Commissioners for adoption.

**Proposed Millage**-The tax rate certified to a property appraiser by each taxing authority within a county. The proposed millage is to be sent to the County Property Appraiser within thirty days after a county's tax roll is certified by the State Department of Revenue and listed on notices sent to property owners. No taxing authority may approve a tax rate that is larger than the one it originally proposed.

**Proprietary Funds**-A group of funds categorized by the Florida *Uniform Accounting System* to include Enterprise and Internal Service Funds. The Escambia County Budget for Fiscal Year 2008 includes seven proprietary funds.

**PSA**-Acronym for the Pensacola Sports Association.

**Re-budget**-A process the County uses to reserve a portion of fund balance to honor purchase orders and contracts that are still in process when appropriations lapse at year-end.

**Reserve**-An amount in a fund used to meet cash requirements, emergency expenditures, or future defined requirements. Various types of reserves have varying requirements for their use, and often require a specific appropriation action of the Board of County Commissioners to make them available for subsequent expenditure.

**Reserve for Contingencies**-An amount set aside that can subsequently be appropriated to meet unexpected needs. Moving funds from this account requires the approval of four commissioners.

**Restore Act**-Passed by Congress on June 29, 2012 and signed into law on July 6, 2012 by President Obama, provides a vehicle for civil and administrative Clean Water Act penalties from the Deepwater Horizon disaster, which occurred on April 20, 2010, to be shared across the Gulf. The Act provides that 80% of penalties collected as a result of the spill will be allocated to the five Gulf States in a variety of categories. In Florida, the 23 Gulf coastal counties have access to two categories, 35% directly to the counties; and 30% to a consortium of [counties](#). A third category provides that 30% of the funds be used for projects of Gulf-wide significance and will be allocated according to a Comprehensive Plan developed by the Gulf Coast Ecosystem Restoration Council (Council).

## Glossary of Terms & Acronyms

**Retained Earnings**-An equity account reflecting the accumulated earnings of an Enterprise or Internal Service Fund. Retained earnings are the functional equivalent of fund balances in governmental fund types.

**Revenue Bonds**-Bonds issues by a governmental entity, the security for which is a revenue stream pledged by the issuing entity. Often, that revenue stream may be user rates and charges, or some other on-going source of income (other than the County-wide ad valorem taxes which are a general obligation of the County).

**Revenues**-Funds that the government receives as income. It includes such items as tax payment, fees for specific services, receipts from other governments, fines, forfeitures, grants, shared revenues, and interest. The following are not classified as revenue: (1) Increases in governmental fund type net current assets from other than expenditure refunds and residual equity transfers. Under GASB pronouncements, general long-term debt proceeds and operating transfers-in are classified as "other financing sources" rather than revenues. (2) Increases in proprietary fund type net total assets rather than expense refunds, capital contributions, and residual equity transfers. Under GASB pronouncements, operating transfers-in are classified separately from revenues.

**RFP**-An acronym for Request for Proposal.

**RFQ**-An acronym for Request for Qualifications.

**Risk Management**-An organized attempt to protect an organization's assets against accidental loss.

**Rolled Back Rate**-Rate that would generate prior year tax revenues less allowances for new construction, additions and deletions.

**SHIP (State Housing Initiatives Partnership)**-A state-funded program that enables the counties to provide rental assistance, home purchase assistance, and home repair assistance to low-income citizens.

**Special Revenue Funds**-A group of funds classified by the Florida *Uniform Accounting System* to account for revenues derived from specific external sources to be used for specific restricted types of activities. The Escambia County Budget for Fiscal Year 2008 includes 44 such funds.

**SRIA**-Acronym for Santa Rosa Island Authority.

**Tax Base**-The total property valuations on which each taxing authority levies its tax rates.

**Tax Roll**-The Certification of assessed and taxable values prepared by the Property Appraiser and presented to the taxing authority by July 1 (or later if an extension is granted by the State of Florida) each year.

**Tax Year**-The calendar year in which ad valorem property taxes are levied to finance the ensuing fiscal year budget. For example, the tax roll for the 2007 calendar year would be used to compute the ad valorem taxes levied for the Fiscal Year 2008 budget.

**Taxable Value**-The assessed value of property minus any authorized exemptions. This value is used to determine the amount of ad valorem tax to be levied. The Taxable Value is calculated by the Property Appraisers Office in compliance with State Law.

**Taxes**-Compulsory charges levied by a government for the purpose of financing services performed for the common benefit. This term does not include specific charges made against particular persons or property for current or permanent benefits such as special assessments. Neither does the term include charges for services rendered only to those paying such charges.

**TDC (Tourist Development Council)**-Advisory Council created in accordance with Florida Statutes through County Ordinance consisting of 9 members who shall be appointed by the governing board.

## Glossary of Terms & Acronyms

**Tentative Budget**—At its first of two public hearings in September, the Board of County Commissioners, sets a tentative millage rate and adopts a tentative budget based on the taxable value of property within the County, as certified by the Property Appraiser, for the new fiscal year beginning October 1 and ending September 30. At the second public hearing, the Board adopts a final budget and millage rate.

**Transfers**—Transfers of monies from one fund which receives the revenue to a second fund through which those monies are to be expended. Inter-fund transfers occur most often in situations where the funding of a program activity is the joint responsibility of more than one budgetary fund. In such cases, it is customary budgeting practice for one fund to account for all of the costs incurred by that program, and for the other fund to merely contribute its share of costs via an inter-fund transfer between them.

**TPO**—Acronym for the Florida-Alabama Transit Planning Organization for Escambia County and State-owned roads.

**TRIM (Truth in Millage Law)**—A 1980 law enacted by the Florida legislature that changed the budget process for local taxing agencies. It was designed to keep the public informed about the taxing intentions of the various taxing authorities.

**Trust Funds**—Funds used to account for assets held by a government in a trustee capacity for individuals, private organizations, other governments, and/or other funds.

**Uniform Accounting System**—The chart of accounts prescribed by the Office of the State Comptroller that is designed to standardize financial information to facilitate comparison and evaluation of reports.

**Uses**—All of the ways in which a budgetary fund can consume its available financial resources, including expenditures, reserves, and transfers to other funds.

**VP**—Acronym for Visit Pensacola, Inc., the areas marketing and research firm associated and funded by the Tourist Development Tax.

### **Acronyms:**

**ACE** - Arts, Culture, and Entertainment Organization

**ADA** - Americans with Disabilities Act

**BID** - Building Inspections Department

**CAFR** - Comprehensive Annual Financial Report

**CDBG** - Community Development Block Grant.

**CIP** - Capital Improvement Program

**CMR** - Community and Media Relations Division

**DCA** - Florida Department of Community Affairs.

**DCAT** - Design and Construction Administration Team

**DJJ** - Department of Juvenile Justice

**DRC** - Development Review Committee

**ECAT** - Escambia County Area Transit.

**EDATE** - Economic Ad-valorem Tax Exemption.

**EDR** - Florida Office of Economic & Development Research

**EMS** - Emergency Medical Services

**EOC** - Emergency Operations Center

**FDOT** - Florida Department of Transportation.

## Glossary of Terms & Acronyms

### **Acronyms:**

**FEMA** - Federal Emergency Management Agency.

**FTE** - Full Time Equivalent (employees)

**GASB** - Governmental Accounting Standards Board

**GIS** - Geographic Information Systems.

**HUD** - Housing and Urban Development

**LEM** - Leadership Evaluation Manager

**LDC** - Land Development Code

**LOST** - Local Option Sales Tax

**MSBU** - Municipal Services Benefit Unit

**MSPB** - Merit System Protection Board

**MSTU** - Municipal Services Taxing Unit

**NPDES** - National Pollutant Discharge Elimination System

**NRDA** - Natural Resource Damage Assessment

**OLFx** - Navy Outlying Landing Field

**OTTED** - State of Florida's Office of Tourism, Trade and Economic Development

**PSA** – Pensacola Sports Association

**RFP** - Request for Proposal.

**RFQ** – Request for Qualifications

**SHIP** - State Housing Initiatives Partnership

**SRIA** – Santa Rosa Island Authority

**TDC** - Tourist Development Council

**TPO** – Transit Planning Organization

**TRIM** - Truth in Millage

**VP** - Visit Pensacola, Inc.

## FUND STRUCTURE AND GOVERNMENT ACCOUNTING

Escambia County develops its budget in accordance with the requirements of the State of Florida and Generally Accepted Accounting Principals (GAAP).

### Fund Accounting

In governmental accounting, the revenue received by the County is put into a variety of "funds" depending on the source of that revenue. These funds therefore, are separate entities used to account for various types of revenue and expenses associated with each type of revenue. There are two major categories of funds that the County uses: Governmental Funds and Enterprise Funds.

### Governmental Funds

**General Fund** - This fund is for the general operations of the Board of County Commissioners. The "County" portion of the ad valorem taxes and numerous miscellaneous types of revenues (fines, fees, licenses, etc.) are accounted for in this fund. The majority of the County's administrative costs are paid from this fund.

**Special Revenue Funds** - These funds are used to account for specific types of revenue that are legally restricted to specific expenditures. County road taxes and fire taxes are in this category and are examples of special revenues that have legally restricted expenditures. Escambia County has thirty (30) Special Revenue Funds.

**Debt Service Funds** - These funds are used to account for the accumulation of financial resources with which to pay the principal, interest and other costs related to the County's long-term debt. Long-term debt is in the form of revenue bonds because Escambia County has no voter approved General Obligation Debt. Enterprise Fund Debt is recorded within the respective Enterprise Fund and not in the Debt Service Funds. Escambia County has one Debt Service Fund.

**Capital Projects Funds** - These funds are used to account for the financial resources to be used for the acquisition or construction of major capital projects. Projects may include roads, drainage, parks, buildings, or major equipment purchases. Escambia County has Four Capital Project Funds: Capital Projects, FTA Capita Projects Fund, Series 2017 Capital Project fund, and the Local Option Sales Tax Funds III and IV.

**Major Funds** – The County's General Fund accounts for roughly 50% and the Local Options Sales Tax Fund accounts for roughly 10% of Revenues and Expenditures annually, all other funds are less than the 10% requirement to be considered a major fund.

### Proprietary Funds

**Enterprise Funds** - These funds account for operations that are financed and operated in the manner of a private business. The intent is that the costs of providing goods or services to the general public should be recovered and financed through user charges. Escambia County has four Enterprise Funds: Solid Waste, Inspection, Emergency Medical Services and the Bay Center.

**Internal Service Funds** - These funds account for the financing of goods or services provided by one governmental department to other departments or agencies on a cost reimbursement basis. Escambia County uses one Internal Service Fund: Internal Self Insurance Fund. This fund records all financial information for the County's self-insurance program and Fuel.

## GENERAL FUND

**(001) General Fund** - To account for resources and expenditures traditionally associated with governments that are not required to be accounted for in other funds.



## **SPECIAL REVENUE FUNDS**

**(101) Escambia County Restricted Fund** – to account for minor revenues restricted by law or Board direction for specific programs. These revenues include Choose Life License Plate, Perdido Key Public Improvements, Tree Restoration, Animal License Fees, Fishing Bridge revenues, Safe Neighborhoods, certain Wetland Fees, Tree Removal permits and Employee Morale Concessions.

**(102) Economic Development Fund** – to account for revenues associated with land sales at the various County commerce parks and other economic development related revenues. These funds will be used to promote economic development initiatives throughout the County.

**(103) Code Enforcement Fund** – to fund the County’s various code enforcement programs. The primary revenue sources for this fund include solid waste tipping fees, nuisance abatement fines and a subsidy from the General Fund.

**(104) Mass Transit Fund** - to account for the operations and maintenance of the Escambia County Transit System. Financing is provided from user fees, operating transfers from the Restricted Revenue Fund, reimbursement from the City of Pensacola and Federal Transit Administration operating grants.

**(106) M and A State I Fund** - to account for State contributions used for Mosquito Control programs.

**(108) Tourist Promotion Fund** - to account for revenues and expenditures restricted for promotion, development, and advertisement of Escambia County tourism. Financing is provided by a tourist development tax levied under Chapter 125.0104 Florida Statutes.

**(110) Other Grant Projects Fund** - to account for various State and Federal grants. Financing is provided by State and federal grants and required operating transfers from other funds.

**(111) Detention/Jail Inmate Commissary** – to account for revenues and expenses associated with vending sales and inmate phone calls, funds are used for inmate welfare programs at the County Jail.

**(112) Disaster Recovery Fund** - to account for the various revenues and expenditures associated with disaster response and recovery. These disasters currently include Hurricanes Ivan, Dennis and Katrina.

**(113) Library Fund** - to account for revenue and expenditures associated with the County Library System. Funding is generated by the levy of a County-wide Library MSTU.

**(114) Misdemeanor Probation Fund** - to account for the cost of supervision of the misdemeanor program. Financing is provided by a fee charged to a person on parole pursuant to Section 945.30, Florida Statutes.

**(115) Article V Fund** - to account for the revenues and expenses associated with Revision 7 to Article V of the State Constitution for certain court related programs.

**(116) Development Review Fee Fund** – to fund the County’s Development Review processes. These funds are used in support of the review of all development within the County, support the Development Review Committee, Planning Board, Board of Adjustments, Rezoning Hearing examiner, and the BCC.

**(117) Perdido Key Mouse Fund** – to account for funds associated with an in-lieu fee utilized for impacts to the Perdido key beach mouse and habitat through development and encroachment.

**(118) RESTORE Fund**– to account for revenues and expenditures for programs, projects and activities that restore and protect the environment and economy of the Gulf Coast Region. The Gulf Coast Restoration

## **SPECIAL REVENUE FUNDS (Continued)**

Fund (RESTORE) was Created in accordance with the Resources and Ecosystem Sustainability, Tourist Opportunities, and Revived Economies of the Gulf Coast States Act of 2012 (RESTORE Act; Subtitle F of Public Law 112-141);

**(119) Covid Escambia Fund** - to account for the revenues and expenditures of the Covid Cares Act.

**(120) S.H.I.P. Fund** - to account for the revenues and expenditures of the SHIP program, authorized pursuant to Section 420.907-420.9079, Florida Statutes. State revenue sharing proceeds received by the County for the SHIP program are used to create partnerships that produce and preserve affordable homeownership and multifamily housing.. The source of funds is a documentary stamp surcharge.

**(121) Law Enforcement Trust Fund** - to account for revenues and expenditures thereof. Revenue is generated from forfeiture proceedings. These monies are deposited into a special Law Enforcement Trust Fund pursuant to Section 932.704, Florida Statutes.

**(124) Escambia County Affordable Housing Fund** - to account for the revenues and expenditures thereof. This fund provides funding to assist with delivery of affordable housing assistance and support for low-income families in Escambia County and the City of Pensacola, primarily in conjunction with the Escambia Consortium Home Program. This program provides a revolving housing trust fund reserve in order to advance recurring home-related project costs as required for individual home unit approval. Expenses from the fund are reimbursed with HUD-Home funds upon completion of each housing unit.

**(129) HUD Block Grant Entitlement Fund** - to account for Federal HUD Block Grant revenues and the expenditures thereof. The HUD-funded Community Development Block Grant program provides financial support primarily for low and moderate-income families/areas of the County.

**(130) Handicapped Parking Fines Fund** - to account for monies collected under Chapter 316, Florida Statutes, also known as the State Uniform Traffic Control, which authorizes counties to regulate the parking of vehicles and to enforce regulations relating to disabled persons parking.

**(131) Family Mediation Fund** - to account for monies provided through a private grant and authorized under Chapters 44.102 and 44.108, Florida Statutes. These funds are used to assure each minor child frequent and continuing contact with both parents after separation or dissolved marriages and to encourage parents to share the rights and responsibilities of child rearing.

**(143) Fire Protection Fund** - to account for monies assessed by the Board of County Commissioners to property owners in unincorporated areas of Escambia County to provide for fire protection.

**(145) Emergency 911 Operations Fund** - to account for monies restricted for the operation of the E911 operations.

**(146) HUD/CDBG Housing Rehab Loan Fund** - to track repayments under the CDBG Housing Rehabilitation program. These funds are used to complete additional rehabilitation work on eligible housing units.

**(147) Home Fund** - to account for HUD Housing Assistance revenues and the expenditures thereof. This grant provides for the rehabilitation of severely substandard homes.

**(151) Community Redevelopment Agency Fund** – to account for all of the County’s Community Redevelopment Agencies. The primary revenue source for this fund is tax increment financing (TIF) for each district.

## **SPECIAL REVENUE FUNDS (Continued)**

**(167) Bob Sikes Toll Facilities Fund** - to account for monies received from tolls, rates, fees, permits and passes for the operation, maintenance, and debt service of the Bob Sikes Toll Bridge.

**(175) Transportation Trust Fund** - to account for monies collected from the unincorporated area of the County and expended on transportation projects that benefit those citizens of the unincorporated areas of the County.

**(177) MSBU Assessment Program Fund** - to account for monies collected pursuant to County Ordinance No. 80-10. The ordinance levies special assessments on property owners affected by the approved assessment for road improvements.

**(181) Drainage Basin Fund** - to account for monies generated by each of the County's eighteen (18) drainage basin districts to provide drainage within that district.

## **DEBT SERVICE FUND**

**(203) Debt Service Fund** – Created to account for and report financial resources that are restricted, committed, or assigned to expenditure for principal and interest. Debt Service funds are also used to report resources of legally mandated and financial resources that are being accumulated for principal and interest maturing in the future. These funds may also include a reserve as specified by certain bond covenants.

## **CAPITAL PROJECT FUNDS**

**(311) Series 2017 Capital Project Fund** – to account for all capital expenditures associated with the construction of the new County jail facility. This fund also accounts for the revenues associated with the Series 2017 Bond issue as well as FEMA and State Project Funds.

**(320) Federal Transit Administration Fund** - to account for federal grants provided to Escambia County. These are capital transit grants used to support Mass Transit operations provided by an Federal Transit Administration Grant (80%), State matching funds (10%), and Escambia County matching funds (10%).

**(352) Local Option Sales Tax Fund III** - to account for monies collected pursuant to Florida Statutes 212.055, which authorizes counties to impose a one percent (1%) local option infrastructure sales surtax upon taxable transactions occurring within Escambia County, as provided in chapter 212.054, Florida Statutes. This fund accounts for the revenues received from the levy for the time period June 1, 2007 through December 31, 2017.

**(353) Local Option Sales Tax Fund IV** - to account for monies collected pursuant to Florida Statutes 212.055, which authorizes counties to impose a one percent (1%) local option infrastructure sales surtax upon taxable transactions occurring within Escambia County, as provided in chapter 212.054, Florida Statutes. This fund accounts for the revenues received from the levy for the time period January 1, 2018 through December 31, 2028.

## ENTERPRISE FUNDS

**(401) Solid Waste Fund** - to account for the provision of solid waste services to the residents of Escambia County, Florida. All activities necessary to provide such services are accounted for in this fund, including administration, operations, maintenance, and billing and collection.

**(406) Inspection Fund** - to account for the provision of building inspection services to the residents of Escambia County. All activities necessary to provide such services are accounted for in this fund.

**(408) Emergency Medical Services Fund** - to account for the cost of ambulance and advanced life support units of Escambia County. All activities necessary to provide such services are accounted for in this fund.

**(409) Bay Center Fund** - to account for the construction and operation of the Civic Center of Escambia County. All activities necessary to provide such services are accounted for in this fund.

## INTERNAL SERVICE AND TRUST FUNDS

**(501) Internal Service Fund** - to account for all of the financial information for the County's self-insurance program relating to workers' compensation, property and casualty, and health and life as well as the County's consolidated fuel distribution program.

ESCAMBIA COUNTY BOARD OF COUNTY COMMISSIONERS  
 ALLOCATIONS TO COMMUNITY PARTNERS  
 FISCAL YEAR 2020-2021

| Description   | FY '021<br>Amount<br>Adopted | FY '021<br>Amount<br>Requested | FY '020<br>Amount<br>Adopted | FY '019<br>Amount<br>Adopted |
|---|------------------------------|--------------------------------|------------------------------|------------------------------|
| <b>General Fund</b>   |                              |                                |                              |                              |
| * Be Ready Alliance Coord. for Emergencies (BRACE)                | 95,000                       | 100,000                        | 100,000                      | 81,250                       |
| * Gulf Coast Kids House, Inc.                                     | 145,700                      | 145,700                        | 135,000                      | 150,000                      |
| * Legal Services of North Florida, Inc.                           | 19,594                       | 39,188                         | 19,594                       | 19,594                       |
| * Northwest Florida Legal Services                                | 19,594                       | 19,594                         | 19,594                       | 19,594                       |
| Community Health Northwest Florida                                | 432,402                      | 455,160                        | 455,160                      | 455,160                      |
| Pathways for Change   | 326,562                      | 343,750                        | 343,750                      | 343,750                      |
| Lakeview  | 0                            | 51,000                         | 0                            | 0                            |
| * Human Relation Commission                                       | 84,265                       | 84,265                         | 96,765                       | 35,515                       |
| * (1) Emerald Coast Regional Planning Council                     | 21,289                       | 21,289                         | 0                            | 0                            |
| United Way  | 86,190                       | 90,725                         | 90,725                       | 90,725                       |
| 211 (First Call for Help)/United Way                              | 23,750                       | 35,000                         | 25,000                       | 25,000                       |
| ACTS (Another Chance Transitional Services                        | 19,000                       | \$25,000                       | \$20,000                     | \$20,000                     |
| Council on Aging  | 45,000                       | 45,000                         | 45,000                       | 45,000                       |
| Gulf Coast Veterans Advocacy Council, Inc.                        | 11,875                       | 25,000                         | 0                            | 0                            |
| James B. Washington Education & Sports                            | 14,250                       | 35,000                         | 15,000                       | 0                            |
| New World Believers   | 14,250                       | 38,000                         | 15,000                       | 15,000                       |
| Pensacola Caring Hearts   | 12,350                       | 50,000                         | 13,000                       | 13,000                       |
| Pensacola's Promise/Chain Reaction                                | 18,050                       | 19,000                         | 19,000                       | 19,000                       |
| Wildlife Sanctuary  | 33,250                       | 41,000                         | 35,000                       | 35,000                       |
| Health and Hope Clinic (New)                                      | 14,250                       | 100,250                        | 0                            | 0                            |
| Project Empower of NWFL, Inc. (New)                               | 0                            | 5,000                          | 0                            | 0                            |
| Re-Entry Alliance Pensacola, Inc. (REAP) (New)                    | 0                            | 100,000                        | 0                            | 0                            |
| Prevention Programs   | 20,893                       | 0                              | 21,993                       | 21,993                       |
| General Chappie James Flight Academy (New)                        | 13,300                       | 14,000                         | 0                            | 0                            |
| Studer Community Institute  | 0                            | 0                              | 20,000                       | 0                            |
| <b>Total General Fund</b>   | <b>\$1,470,814</b>           | <b>\$1,882,921</b>             | <b>\$1,489,581</b>           | <b>\$1,389,581</b>           |
|   | <b>\$1,470,814</b>           |                                |                              |                              |
| <b>CDBG Entitlement Funds</b>                                     |                              |                                |                              |                              |
| ** Human Relations Commission                                     |                              | 48,681                         | 20,000                       | 48,750                       |
| <b>Total CDBG Funds</b>   |                              | <b>\$48,681</b>                | <b>\$20,000</b>              | <b>\$48,750</b>              |
| Funding-subject to grant agreement                                | <b>\$48,681</b>              |                                |                              |                              |
| <b>First Three Cents Tourist Development Tax</b>                  |                              |                                |                              |                              |
| Visit Pensacola (VP/PS/ACE)                                       | 4,453,163                    | 8,275,000                      | 4,645,000                    | 5,309,693                    |
| <b>Total Three Cents Tourist Development Tax</b>                  | <b>\$4,453,163</b>           | <b>\$8,275,000</b>             | <b>\$4,645,000</b>           | <b>\$5,309,693</b>           |
|   | <b>\$4,453,163</b>           |                                |                              |                              |
| <b>Fourth Cent Tourist Development Tax</b>                        |                              |                                |                              |                              |
| Visit Pensacola (4th cent projects)                               | 1,544,144                    | 0                              | 1,804,534                    | 1,506,146                    |
| Five Flags Sertoma of Pensacola (4th of July)                     | 75,000                       | 75,000                         | 0                            | 75,000                       |
| African-American Heritage Society                                 | 30,000                       | 30,000                         | 30,000                       | 30,000                       |
| Naval Aviation Museum   | 100,000                      | 100,000                        | 100,000                      | 100,000                      |
| West FL Historic Preserv. Board, Inc. (cemeteries)                | 225,000                      | 225,000                        | 200,000                      | 120,000                      |
| St. Michael's Cemetery (moved to WF Hist. Preserv.)               |                              | 0                              | 0                            | 25,000                       |
| St. Michael's Cemetery - Mt. Zion                                 |                              | 0                              | 0                            | 20,000                       |
| St. Michael's Cemetery - AME Zion & Magnolia                      |                              | 0                              | 0                            | 25,000                       |
| Gulf Coast Veterans Advocacy Council, Inc.                        |                              | 0                              | 5,000                        | 5,000                        |
| William Banks Enterprise  |                              | 0                              | 0                            | 150,000                      |
| <b>Total Fourth Cent Tourist Development Tax</b>                  | <b>\$1,974,144</b>           | <b>\$430,000</b>               | <b>\$2,139,534</b>           | <b>\$2,056,146</b>           |
|   | <b>\$1,974,144</b>           |                                |                              |                              |
| <b>Local Option Sales Tax Fund</b>                                |                              |                                |                              |                              |
| * Pensacola Escambia Development Corp (PEDC)                      | 600,000                      | 600,000                        | 600,000                      | 550,000                      |
| (2) Gulf Coast Minority Chamber of Commerce, Inc.                 | 75,000                       | 60,000                         | 75,000                       | 60,000                       |
| Escambia County School Readiness Coalition                        | 238,875                      | 238,875                        | 238,875                      | 238,875                      |
| (3) Century Chamber Of Commerce (Economic Development Initiative) | 50,000                       | 0                              | 0                            | 50,000                       |
| Center for Independent Living of NWFL, Inc. (New)                 | 30,000                       | 60,000                         | 0                            | 0                            |
| (3) Junior Achievement of Northwest Florida                       | 20,000                       | 0                              | 0                            | 20,000                       |
| <b>Total Local Option Sales Tax</b>                               | <b>\$1,013,875</b>           | <b>\$958,875</b>               | <b>\$913,875</b>             | <b>\$918,875</b>             |
| <b>LOST IV Plan Funding</b>                                       | <b>\$1,013,875</b>           |                                |                              |                              |
| <b>Solid Waste Management Fund</b>                                |                              |                                |                              |                              |
| Keep Pensacola Beautiful, Inc.                                    | 51,804                       | 51,804                         | 51,000                       | 51,000                       |
| <b>Total Solid Waste Management Fund</b>                          | <b>\$51,804</b>              | <b>\$51,804</b>                | <b>\$51,000</b>              | <b>\$51,000</b>              |
|   | <b>\$51,804</b>              |                                |                              |                              |

(1) Interlocal Agreement-Annual request not required  
 (2) Budget Request \$75K, Plan \$60K  
 (3) Included in Lost IV funding plan

\* Mandate/Other Requirements  
 \*\* Subject to Grant Availability

**GRANTS TO BE RECEIVED**  
**IN FY 2020/2021**

Escambia County receives State and Federal Grants, which assist in funding services to residents.

| <b><u>STATE GRANTS</u></b>                          | <b><u>Description of Grant</u></b>  | <b><u>Amount</u></b> |
|---|---|----------------------|
| Defense Infrastructure Grant                        | Florida Department of Economic Opportunities grant to assist with design and permitting costs for the Pensacola Bay Living Shoreline Project at NAS Pensacola.  | \$ 159,735           |
| State Aid to Libraries Grant                        | State Grant to be used to manage or coordinate free library service to residents.   | \$ 115,000           |
| FDOT-Davis Highway Corridor                         | Florida Department of Transportation grant for joint County and State road projects on Davis Highway.   | \$ 450,000           |
| FDOT-Operating Assistance                           | Florida Department of Transportation grant to assist in operating the Escambia County Transit System.   | \$ 950,000           |
| NRDA Boat Ramps Assistance                          | Florida Department of Environmental Protection funds for operation and maintenance of four public boat ramps.   | \$ 5,178             |
| Artificial Reef Grants                              | Florida Fish and Wildlife Conservation Commission grants for construction and monitoring of artificial reefs.   | \$ 23,197            |
| Forensic Mental Health Grant                        | State Grant that provides forensic mental health services to individuals with persistent mental health issues that are charged with either a misdemeanor or felony.   | \$ 43,043            |
| Mosquito & Arthropod                                | State Grant to be used for insecticides, parts and repairs, or as needed in the Mosquito Control operations with the exception of salaries.   | \$ 34,496            |
| State Housing Initiatives Partnership<br>(S.H.I.P.) | State Grant provided to Escambia County and the City of Pensacola by the State of Florida Department of Community Affairs, from Documentary Stamp Surtax revenues, for the purpose of enhancing the availability and access to affordable homeownership and rental opportunities in the local area. | \$1,174,668          |
| Paratransit Trip Grant                              | State Grant to assist Escambia County with transportation needs of Transportation Disadvantaged citizens who do not qualify for the American with Disabilities Act required transportation services.  | \$ 650,000           |
| Non-Urbanized Transportation                        | A grant from the Florida Department of Transportation to create and develop alternative methods of mass transit in rural and non-urban areas of the County.   | \$ 180,000           |
| <b>TOTAL STATE GRANTS</b>                           |   | <b>\$3,785,317</b>   |

**GRANTS TO BE RECEIVED**  
**IN FY 2020/2021**

**FEDERAL GRANTS**

|                                 | <b><u>Description of Grant</u></b>  | <b><u>Amount</u></b>       |
|---------------------------------|---|----------------------------|
| DCA Civil Defense Grant         | These funds are for the enhancement of the county emergency management plans and programs that are consistent with the State of Florida Comprehensive Emergency Management Plan and Program.  | \$ 103,142                 |
| County CARES Act Funding        | These funds are provided from the US Treasury for assistance with activities and recoveries related to the pandemic caused by COVID-19.   | \$ 14,321,324              |
| CDBG-HUD Entitlement            | The HUD funded Community Development Block Grant (CDBG) provides financial support primarily for benefit to low and moderate-income families/areas of Escambia County in public infrastructure, public facilities, handicapped accessibility improvements, affordable housing initiatives, public services for elderly and disadvantaged, and fair housing and enforcement. | \$ 4,759,455               |
| HUD-HOME Investment Partnership | The HUD funded HOME Program exclusively provides funds to support the development, enhancement and preservation of affordable housing for lower income families.  | \$ 4,933,433               |
| HUD Emergency Solutions         | The HUD funded Emergency Solutions Grant is being utilized by Escambia County to provide operating support for the Opening Doors of Northwest Florida organization.   | \$ 15,000                  |
| HUD CDBG Housing Rehab          | Community Block Development Grant used to complete additional rehabilitation work on eligible housing units.  | \$ 48,000                  |
| FTA Operating Assistance        | FTA funding to assist with the operating costs of the Escambia Transit System.  | \$ 2,456,231               |
| FTA Flex Funds                  | A Federal Transit Administration grant for operating expenses associated with the Escambia Transit System.  | \$ 300,000                 |
| FTA JARC Grant                  | A Federal Transit Administration grant for operating expenses associated with Transit Route enhancements.   | \$ 20,000                  |
| FTA New Freedom                 | A Federal Transit Administration grant for operating expenses associated with mobility assistance.  | \$ 20,000                  |
| FTA Preventive Maintenance      | A Federal Transit Administration grant to assist in maintenance initiatives to prevent damage to public transit assets.   | \$ 638,038                 |
| ADA Capital Costs               | Federal funds to assist the Escambia County Area Transit System become compliant with the Americans with Disabilities Act.  | \$ 350,000                 |
| RESTORE Fund Grants             | These funds are related to the Resources and Ecosystems Sustainability, Tourist Opportunities, and Revived Economies of the Gulf Coast States Act (RESTORE Act).  | \$ 1,860,375               |
| EMP Federal Grant               | Federal funding is intended to enhance county emergency management plans and programs that are consistent with the State Comprehensive Emergency Management Plan and Program.   | \$ 105,167                 |
|                                 | <b>TOTAL FEDERAL GRANTS</b>   | <b>\$29,930,165</b>        |
|                                 | <b>TOTAL STATE AND FEDERAL GRANTS</b>   | <b><u>\$33,715,482</u></b> |