



# **Escambia County**

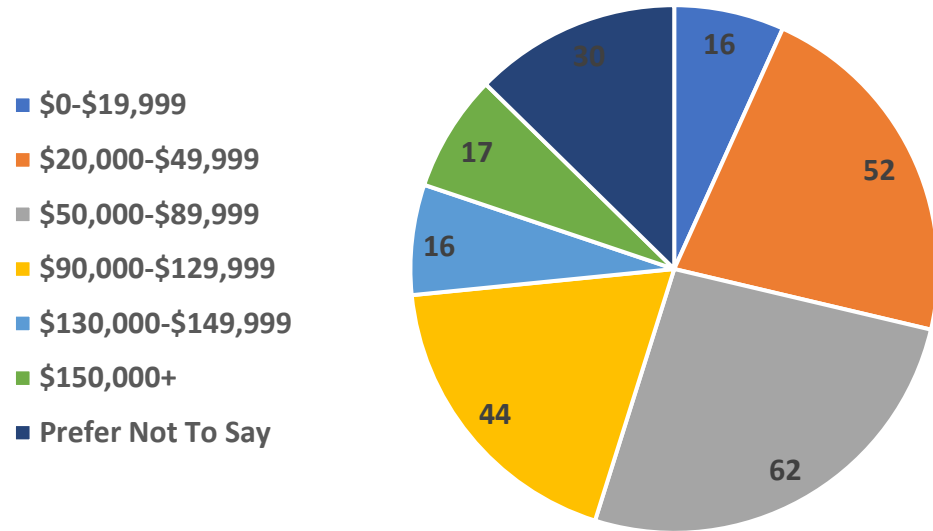
## **Opioid Community Survey**

### **2023**

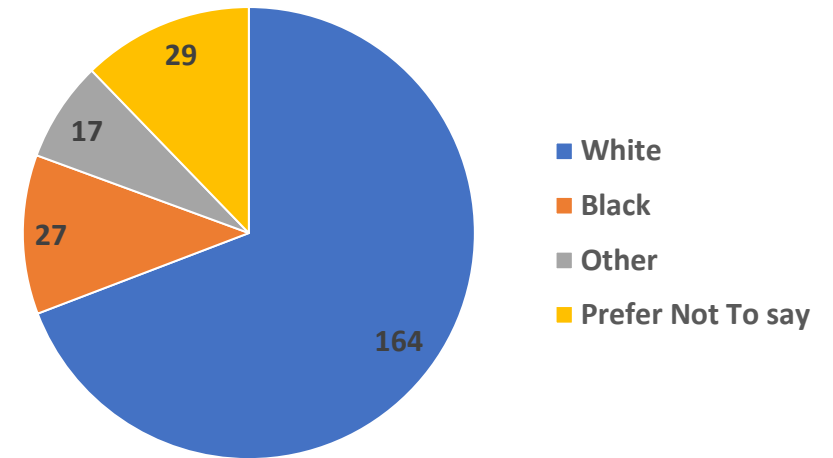


## Escambia County Opioid Community Survey Demographics

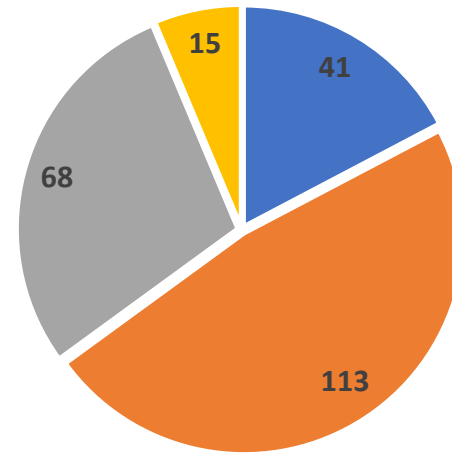
### Income Level



### Race/Ethnicity



### Age

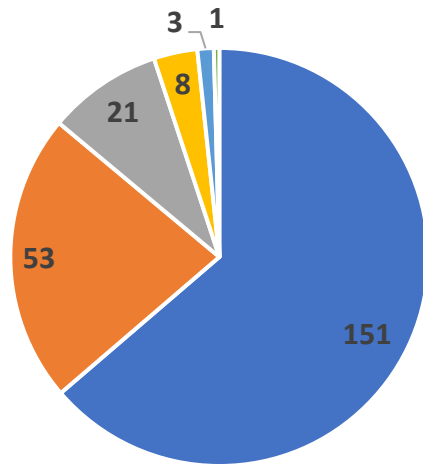


■ 19-34 Years ■ 35-59 Years ■ 60+ Years ■ Prefer Not To Say



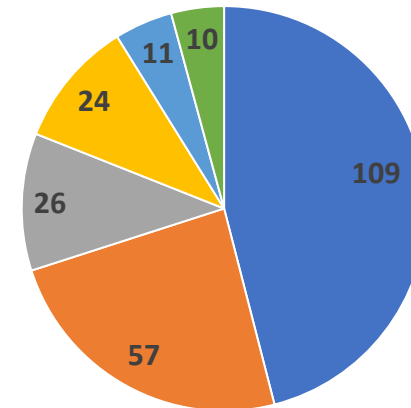
## Escambia County Opioid Community Survey Participants

### Relationship to Escambia County



- Live in Escambia County, Work in Escambia County
- Provide services to Escambia County residents
- Receive services in Escambia County
- Attend school in Escambia County
- Located here for the Military
- Other

### What Sector Describes You



- Community Member, Citizen
- Education, Healthcare
- Addiction Services Professional
- State/Local Government/Federal Government/Social Services & Law Office
- Individual in Recovery
- Other



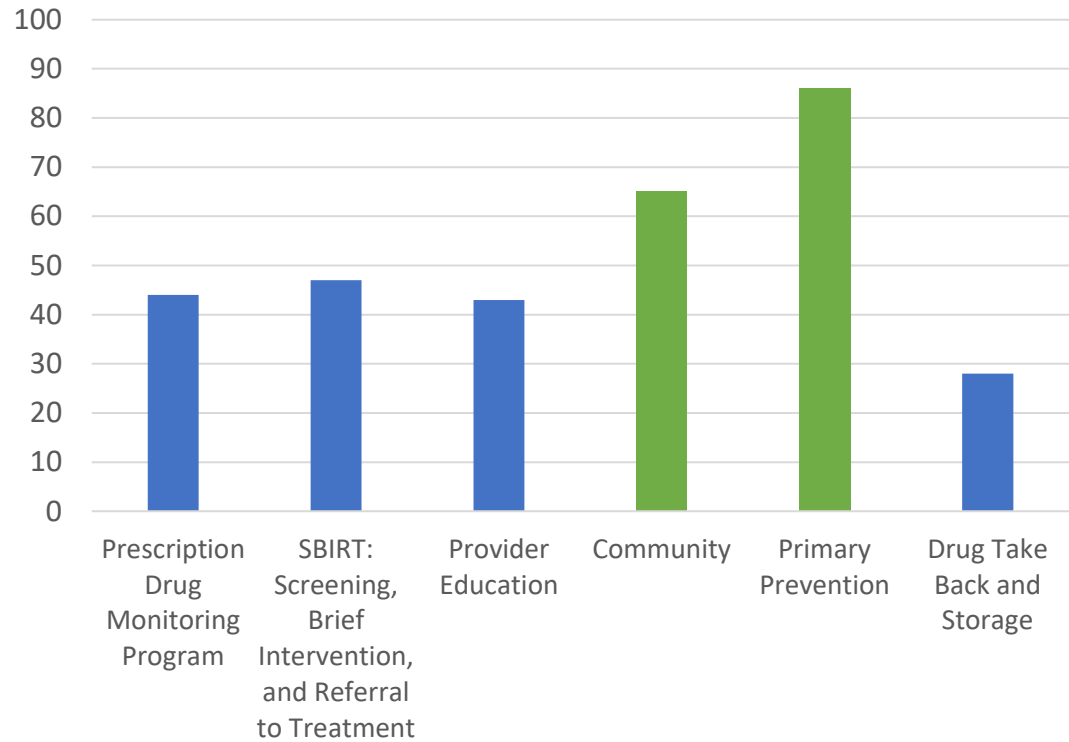
## Escambia County Opioid Community Survey Priorities

<b>Step 1: Four main categories are identified to help address the opioid epidemic. Indicate what percentage of funds you think should be spent on each category</b>	<b>25%</b>	<b>50%</b>	<b>75%</b>	<b>100%</b>
Criminal Justice	174	42	5	16
Harm Reduction	196	35	2	4
Prevention	181	51	0	5
Treatment & Recovery	105	110	9	13

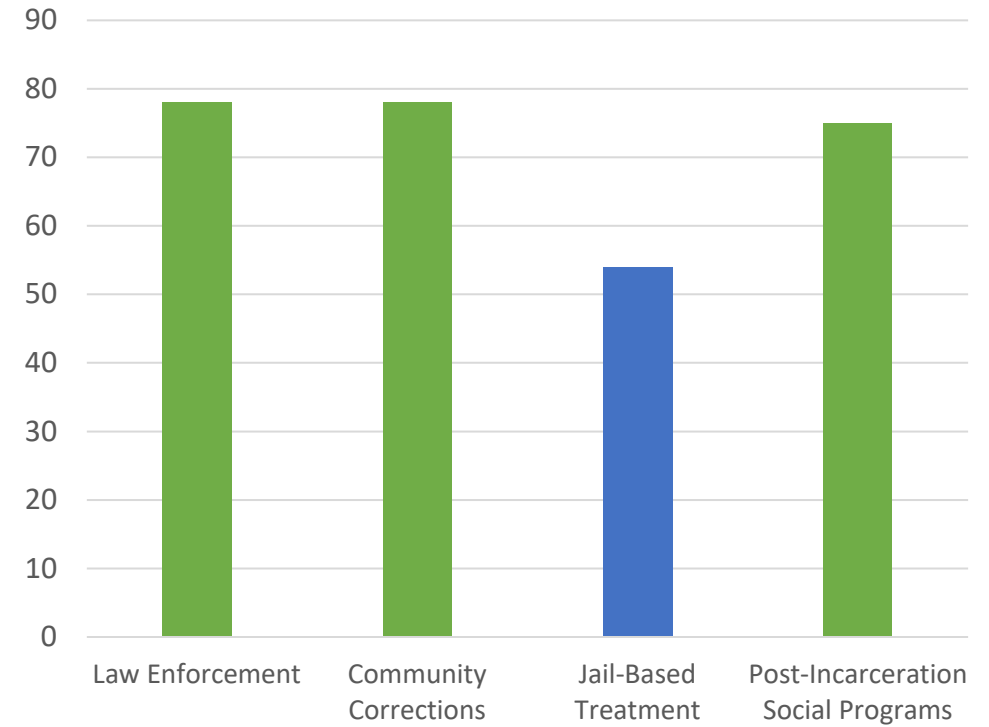


## Escambia County Opioid Community Survey Priorities

### Prevention



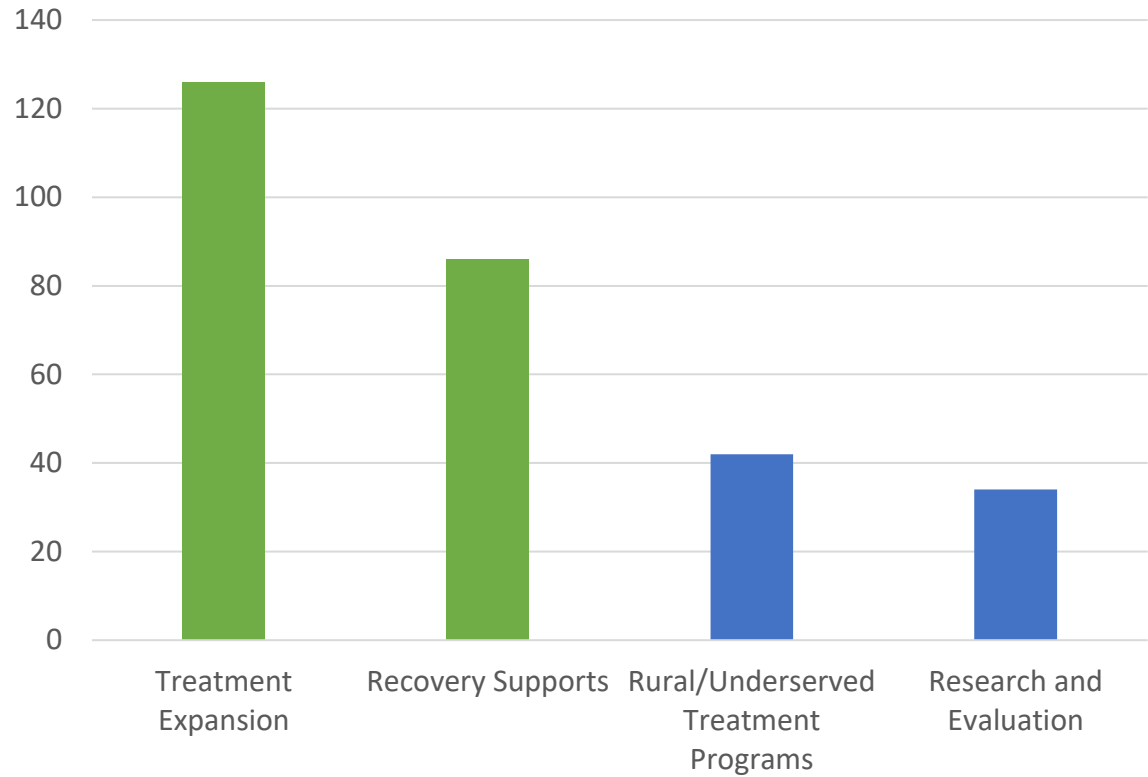
### Criminal Justice



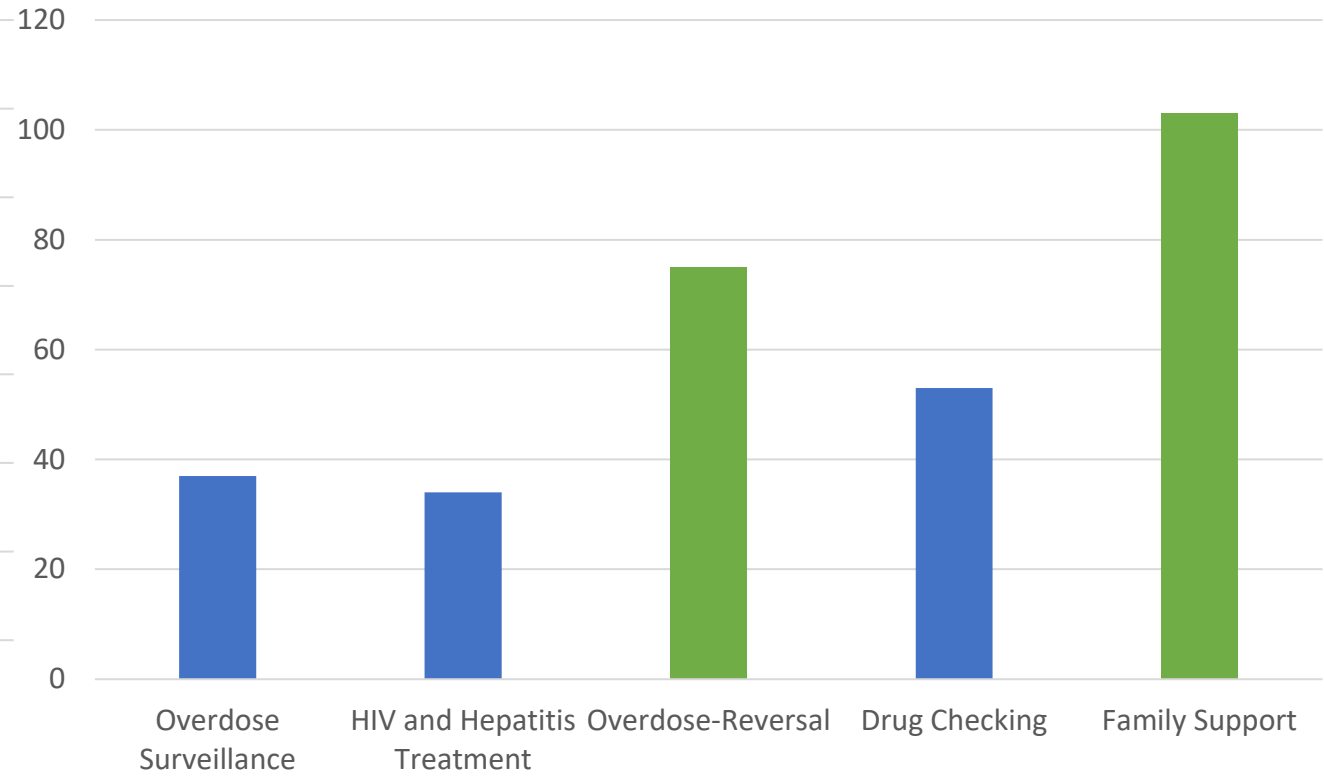


## Escambia County Opioid Community Survey Priorities

### Treatment & Recovery



### Harm Reduction





## Escambia County Opioid Community Survey Summary

### Top Two Categories - Prevention and Treatment & Recovery

#### Prevention Top Two Categories Were –

- **Community** - Funding for schools, childcare, family services, and job training to prevent drug use
- **Primary Prevention** - Programs and strategies shown to prevent drug use, including family and youth programs, that promote healthy behavior and relationships and reduce risk factors, as well as adult education programs and public education campaigns

#### Treatment & Recovery Top Two Categories Were –

- **Treatment Expansion** - Expand substance use disorder treatment, i.e., detox, inpatient/residential and outpatient treatment, and medications for opioid use disorder
- **Recovery Support** - Programs that promote recovery, like access to housing and health care, employment and job training, and peer support programs



# **Escambia County**

## **Opioid Statistics**

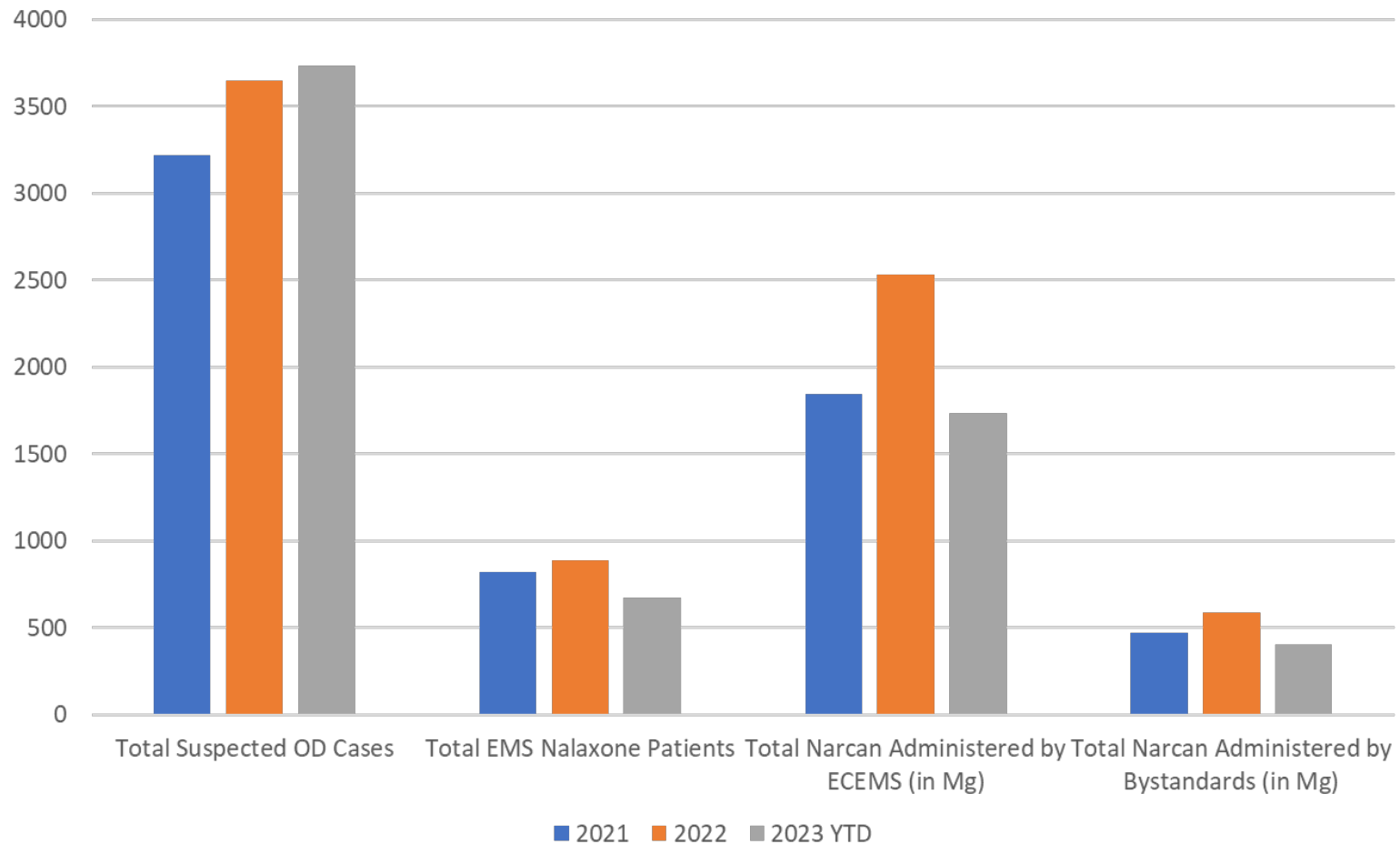
### **2021 – 2023 YTD (12/10/23)**





## Escambia County Suspected Overdose Cases

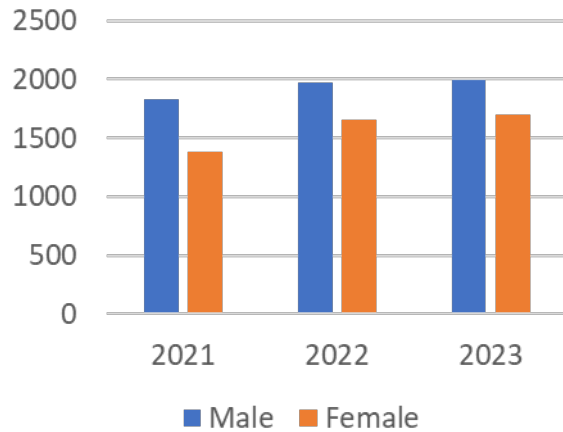
Escambia County Opioid Statistics 2021 – 2023 YTD



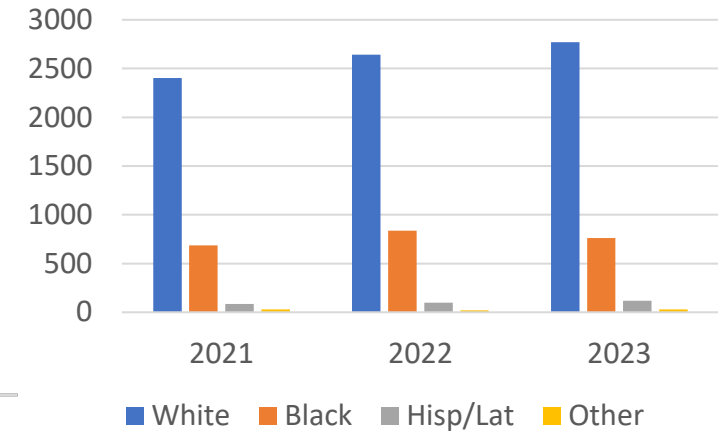


## Escambia County Opioid Overdose Demographics

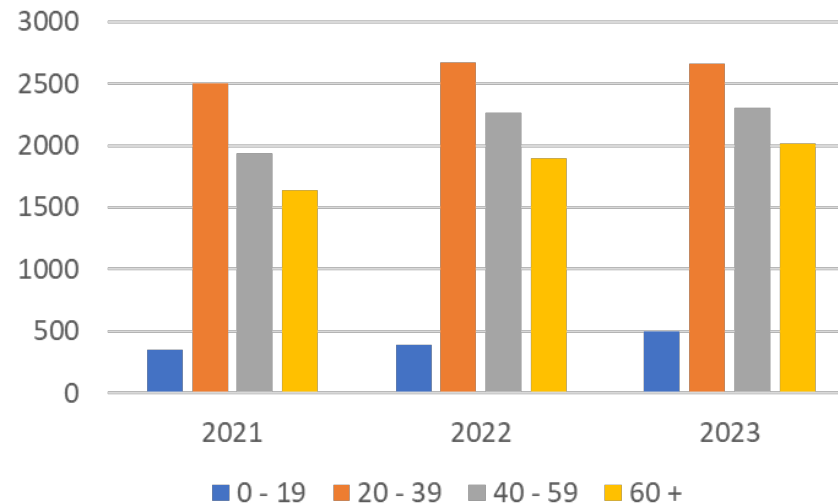
### Gender



### Race/Ethnicity



### Age Groups





## Escambia County Opioid Community Overdose Summary

- From 1/1/2021-12/10/2023 Escambia County EMS has run 10,529 Opiate Overdose Calls
- 1/1/2023-12/10/2023 Escambia County has run 3,735 Overdoses
- 1/1/2023-12/10/2023 Santa Rosa County has run 1,098 Overdoses
- 1/1/2023-12/10/2023 Okaloosa County has run 1,897 Overdoses
- Escambia County has seen a 16% increase in Opiate Overdoses from 2021 to 2023



## Escambia County Opioid Community Overdose Summary

- **Demographics:**
- **Gender: 55% Male and 45% Female**
- **Age: 30-39 make up 26% of opiate overdoses**  
40-49 make up 16.2% of opiate overdoses  
20-29 make up 15% of opiate overdoses
- **Race/Ethnicity Distribution:**
  - 74% Caucasian
  - 21.5% Black
  - 3% Hispanic/Latino



# Escambia County Opioid Community Overdose Summary

